



US00D396058S

# United States Patent [19]

Schmidt et al.

[11] Patent Number: Des. 396,058

[45] Date of Patent: \*\*Jul. 14, 1998

[54] BALL POINT PEN

[75] Inventors: **Roland Schmidt; Klaus Lackner**, both of Heidelberg, Germany

[73] Assignee: **Klio-Eterna Schreibgeräte GmbH & Co. KG**, Wolfach, Germany

[\*\*] Term: 14 Years

[21] Appl. No.: 70,611

[22] Filed: May 12, 1997

### [30] Foreign Application Priority Data

Nov. 13, 1996 [DE] Germany ..... M96 09 971.2

[51] LOC (6) Cl. .... 19-06

[52] U.S. Cl. .... D19/51; D19/55; D19/56

[58] Field of Search ..... D19/35, 36, 41-51, D19/53, 54, 55, 56-58, 81-85; 401/5, 6, 88, 99, 100, 101, 103, 104, 209

### [56] References Cited

#### U.S. PATENT DOCUMENTS

- D. 313,246 12/1990 Porsche ..... D19/51
- D. 318,879 8/1991 Porsche ..... D19/51
- D. 355,673 2/1995 Takahashi ..... D19/45
- D. 356,598 3/1995 Thompson et al. .... D19/49
- D. 363,084 10/1995 Hollington ..... D19/51

- D. 364,424 11/1995 Shimizu ..... D19/55 X
- D. 367,076 2/1996 Gacia ..... D19/56 X
- D. 368,738 4/1996 Osada et al. .... D19/55 X
- D. 375,525 11/1996 Gacia ..... D19/51

Primary Examiner—Martie Thompson  
Attorney, Agent, or Firm—Panitch Schwarze Jacobs & Nadel, P.C.

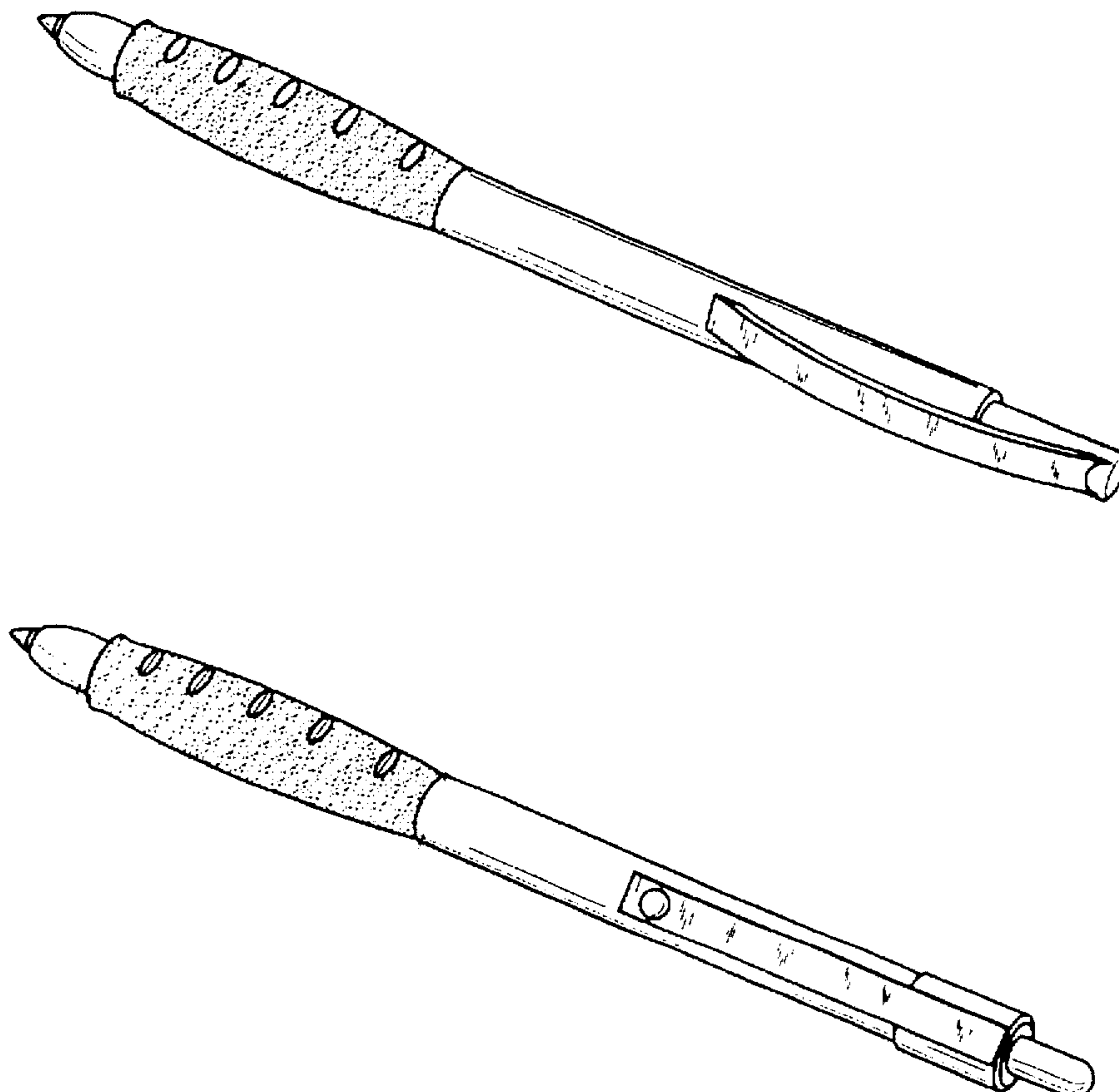
### [57] CLAIM

The ornamental design for a ball point pen, as shown and described.

### DESCRIPTION

FIG. 1 is a top, left front perspective view of a ball point pen showing our new design;  
 FIG. 2 is a rear elevational view;  
 FIG. 3 is a right side elevational view;  
 FIG. 4 is a front elevational view;  
 FIG. 5 is a bottom plan view; and,  
 FIG. 6 is a top plan view;  
 FIG. 7 is a top, left front perspective view of a second embodiment of our design of FIG. 1;  
 FIG. 8 is a rear elevational view of FIG. 7;  
 FIG. 9 is a right side elevational view of FIG. 7;  
 FIG. 10 is a front elevational view of FIG. 7;  
 FIG. 11 is a bottom plan view of FIG. 7; and,  
 FIG. 12 is a top plan view of FIG. 7.

1 Claim, 2 Drawing Sheets



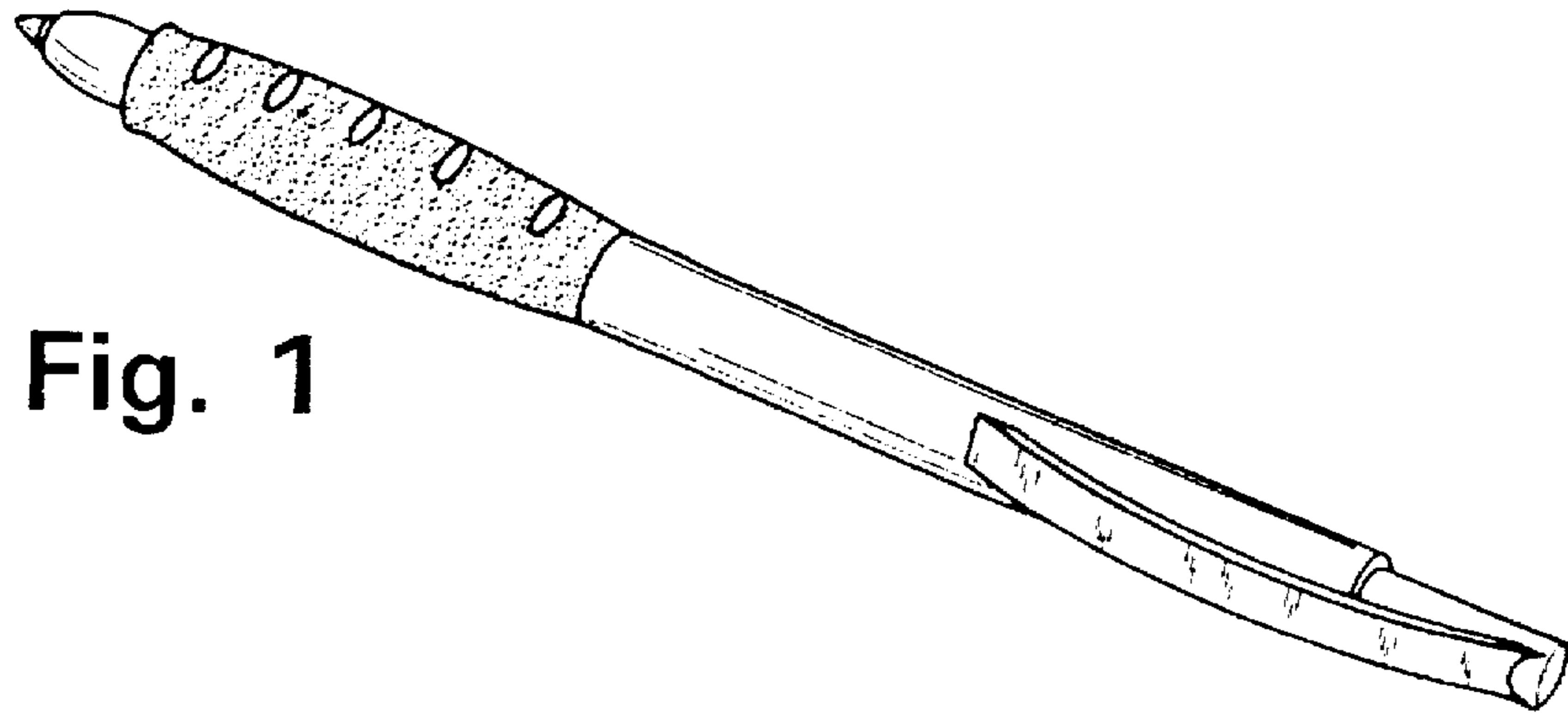


Fig. 1

Fig. 5

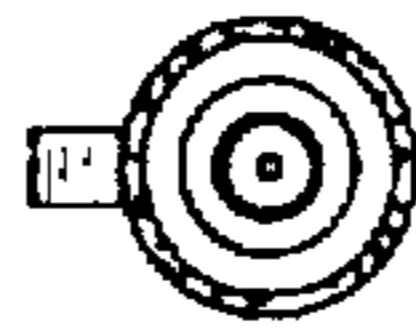


Fig. 2



Fig. 3



Fig. 4


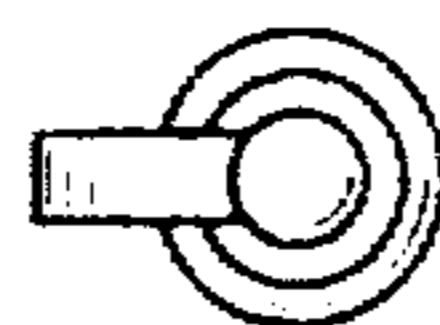


Fig. 6



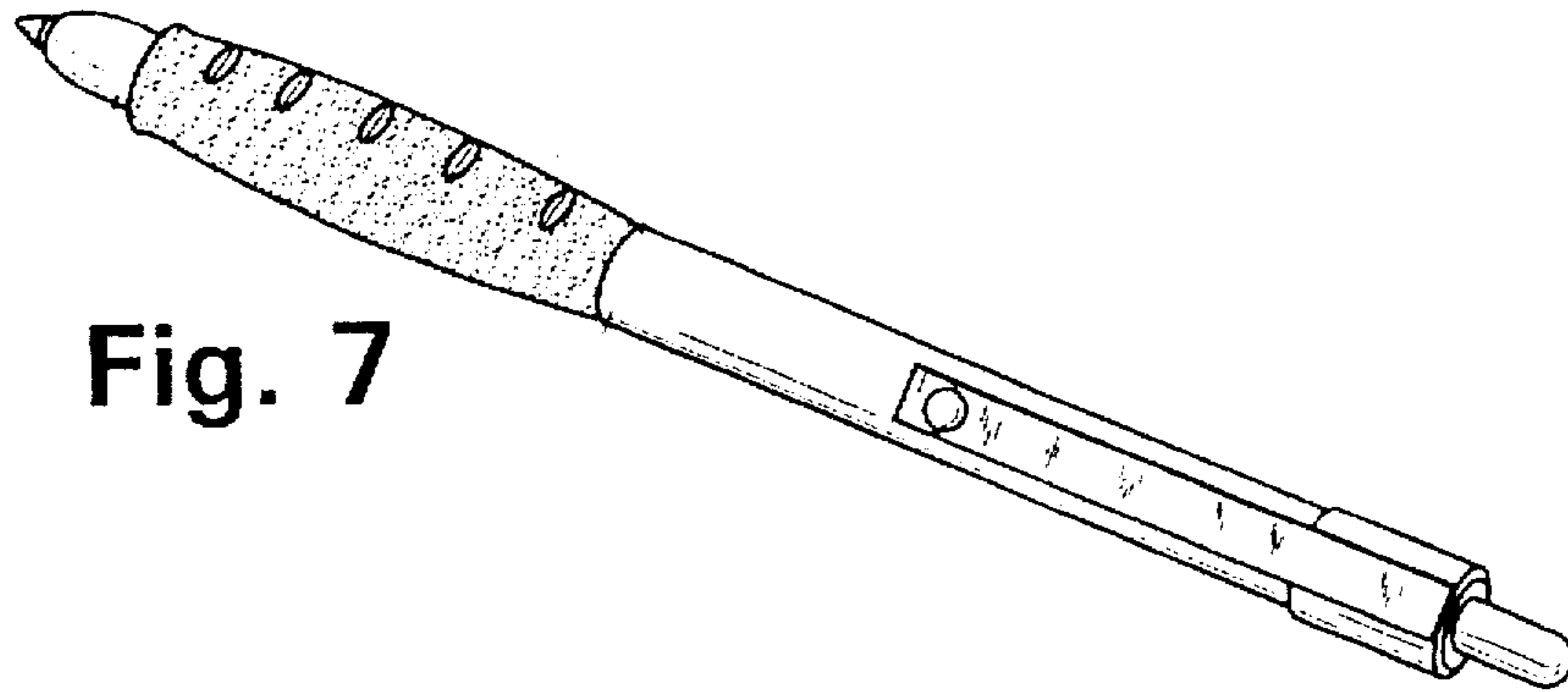


Fig. 7

Fig. 11

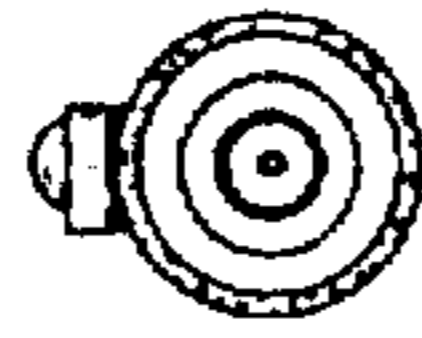


Fig. 8



Fig. 9




Fig. 10



Fig. 12

