



US00D396057S

United States Patent [19]
Bistrack

[11] **Patent Number:** **Des. 396,057**
[45] **Date of Patent:** ****Jul. 14, 1998**

[54] **WRITING INSTRUMENT**

[76] **Inventor:** **Carl Bistrack**, 10013 Jeanes St. #2,
Philadelphia, Pa. 19116

[**] **Term:** **14 Years**

[21] **Appl. No.:** **70,162**

[22] **Filed:** **May 1, 1997**

[51] **LOC (6) Cl.** **19-06**

[52] **U.S. Cl.** **D19/50; D19/47; D19/55;**
D19/51

[58] **Field of Search** D19/35, 36, 41-51,
D19/53-58, 81-85; 401/6, 7, 8, 88, 90,
99, 91-93, 100, 209; 434/166

[56] **References Cited**

U.S. PATENT DOCUMENTS

- D. 31,670 10/1899 Oberbeck D19/50
- D. 163,787 7/1951 Blockert et al. D19/50
- D. 240,817 8/1976 Funahashi D19/48

- D. 265,212 6/1982 Spiegel D19/47
- D. 269,357 6/1983 Jagger D19/45
- D. 370,234 5/1996 Johnson D19/45
- D. 379,227 5/1997 Rosen D19/50 X
- 2,181,202 11/1939 Prain 401/93

Primary Examiner—Martie Thompson
Attorney, Agent, or Firm—Louis Weinstein


[57] **CLAIM**

The ornamental design for a writing instrument, as shown and described.

DESCRIPTION

FIG. 1 is a front and right side perspective view of a writing instrument showing my new design;
FIG. 2 is a front view thereof;
FIG. 3 is a left side view thereof;
FIG. 4 is a right side view thereof;
FIG. 5 is a top view thereof; and
FIG. 6 is a bottom view thereof.

1 Claim, 6 Drawing Sheets






Fig. 1




Fig. 2




Fig. 3




Fig. 4




Fig. 5




Fig. 6