



US00D396056S

# United States Patent [19]

Perrin et al.

[11] Patent Number: **Des. 396,056**

[45] Date of Patent: **\*\*Jul. 14, 1998**

[54] **WRITING INSTRUMENT**

[75] Inventors: **Alain-Dominique Perrin**, Rueil Malmaison; **Jacques Diltoer**, Villeneuve-la-Garenne, both of France

[73] Assignee: **Cartier International B.V.**, Amsterdam-C, Netherlands

[\*\*] Term: **14 Years**

[21] Appl. No.: **42,425**

[22] Filed: **Aug. 10, 1995**

[30] **Foreign Application Priority Data**

Feb. 10, 1995 [FR] France ..... 95 0833

[51] **LOC (6) Cl.** ..... **19-06**

[52] **U.S. Cl.** ..... **D19/49; D19/50; D19/51; D19/56**

[58] **Field of Search** ..... **D19/35, 36, 41-51, D19/53-58, 81-85; 401/221, 243-247**

[56] **References Cited**

**U.S. PATENT DOCUMENTS**

D. 99,218 4/1936 Sheaffer ..... D19/49

- D. 143,051 11/1945 Waldinger ..... D19/49 X
- D. 213,531 3/1969 Wakai ..... D19/49
- D. 359,983 7/1995 Rosenbaum ..... D19/49
- D. 363,949 11/1995 Compte ..... D19/51 X

*Primary Examiner*—Martie Thompson  
*Attorney, Agent, or Firm*—Cushman Darby & Cushman Intellectual Property Group of Pillsbury Madison & Sutro LLP

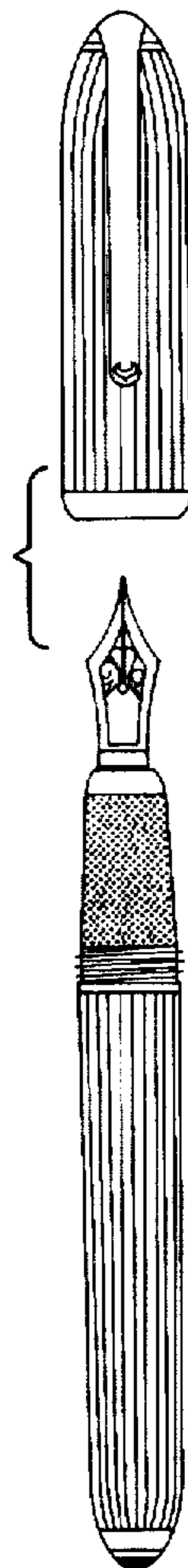
[57] **CLAIM**

The ornamental design for a writing instrument, as shown and described.

**DESCRIPTION**

FIG. 1 is a front elevational view of a pen showing our new design;  
 FIG. 2 is a rear elevational view thereof;  
 FIG. 3 is a left side elevational view thereof;  
 FIG. 4 is a right side elevational view thereof;  
 FIG. 5 is a top plan view thereof;  
 FIG. 6 is a bottom plan view thereof;  
 FIG. 7 is a perspective view thereof from the front, top and left side; and  
 FIG. 8 is a front elevational view thereof similar to FIG. 1, but showing the cap thereof removed from the pen thereof.

**1 Claim, 2 Drawing Sheets**






FIG. 1

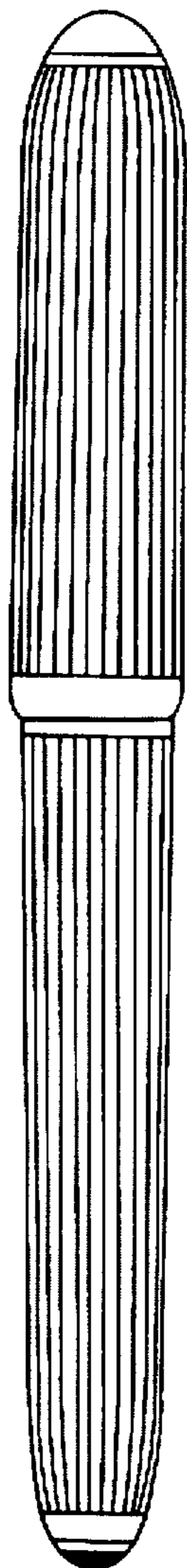


FIG. 2




FIG. 3




FIG. 4

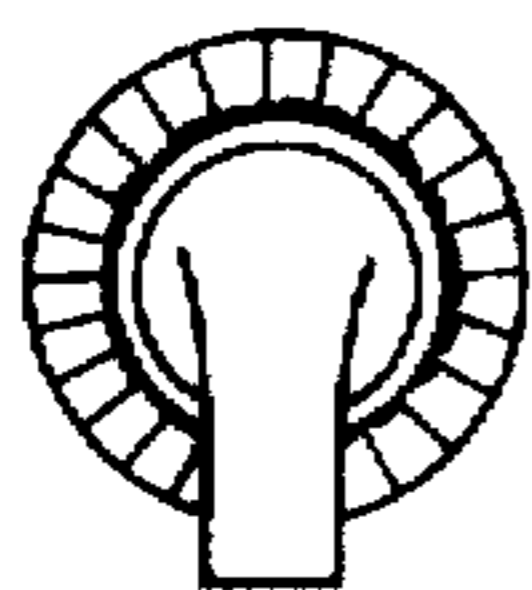


FIG. 5

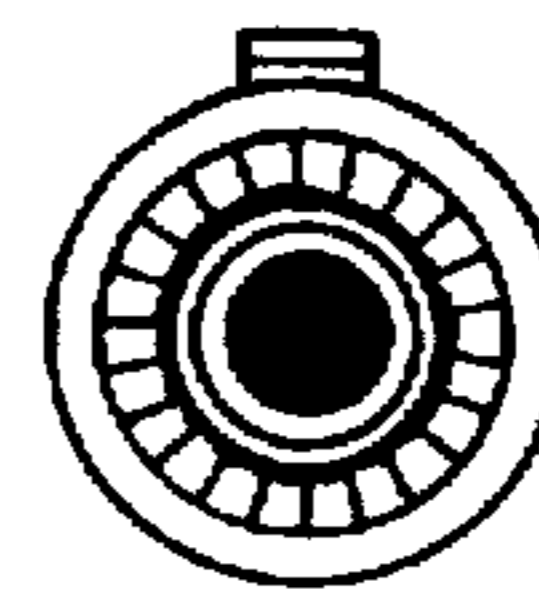


FIG. 6

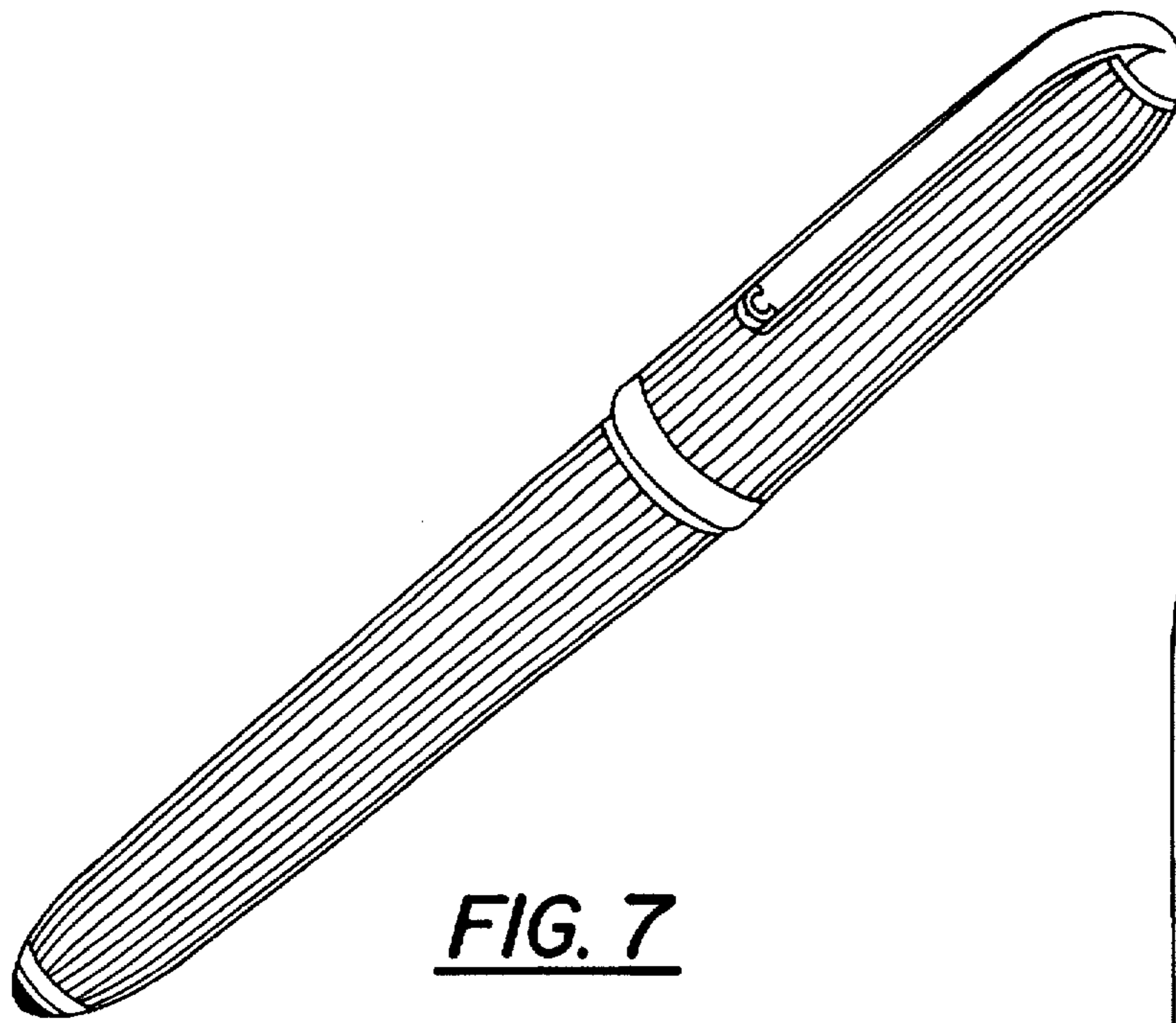


FIG. 7

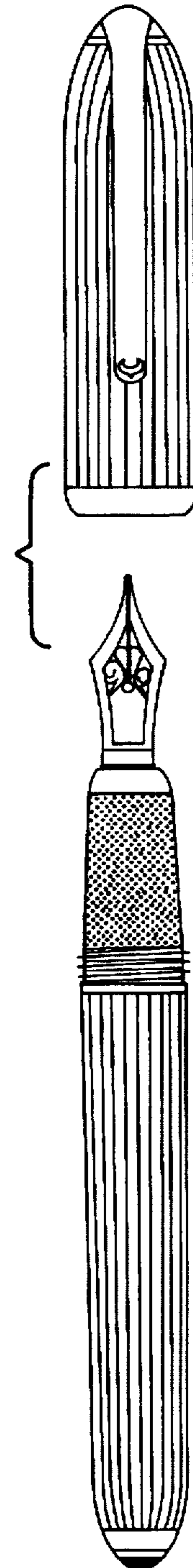


FIG. 8