



US00D396053S

# United States Patent [19]

Bishop et al.

[11] Patent Number: **Des. 396,053**

[45] Date of Patent: **\*\*Jul. 14, 1998**

[54] **PRINTER**

[75] Inventors: **David Carl Bishop; John Wayne Gassett; Peter Joseph Mendel; Thomas Eugene Pangburn**, all of Lexington, Ky.; **Bernard Lee Wilzbach**, Melissa, Tex.

[73] Assignee: **Lexmark International, Inc.**, Lexington, Ky.

[\*\*] Term: **14 Years**

[21] Appl. No.: **66,875**

[22] Filed: **Feb. 24, 1997**

[51] **LOC (6) Cl.** ..... **14-02**

[52] **U.S. Cl.** ..... **D18/50; D18/55**

[58] **Field of Search** ..... **D18/50, 54-55, D18/19; 400/691-694, 613, 613.1-613.4, 690.1-690.4**

## [56] References Cited

### U.S. PATENT DOCUMENTS

D. 327,907	7/1992	Sawa	.....	D18/54
D. 337,609	7/1993	Fukuda	.....	D18/55
D. 340,259	10/1993	Etou et al.	.....	D18/55
D. 352,307	11/1994	Gassett et al.	.....	D18/55
D. 360,648	7/1995	Coffey et al.	.....	D18/55
D. 368,274	3/1996	Gassett et al.	.....	D18/55
D. 369,382	4/1996	Matsunaga et al.	.....	D18/55

D. 371,158	6/1996	Yoshida	.....	D18/50
D. 378,300	3/1997	Ito	.....	D18/55

### OTHER PUBLICATIONS

Compaq Pagemarq20 and Compaq Pagemarq 15 brochure, front photograph; Apr. 1993.

*Primary Examiner*—Cathy Anne MacCormac  
*Attorney, Agent, or Firm*—John A. Brady


### [57] CLAIM


The ornamental design for a printer, as shown and described.

### DESCRIPTION

FIG. 1 is a top, front, left side perspective view of the first embodiment of a printer showing our new design;  
 FIG. 2 is a front elevational view thereof;  
 FIG. 3 is a rear elevational view thereof;  
 FIG. 4 is a left side elevational view thereof;  
 FIG. 5 is a top plan view thereof;  
 FIG. 6 is a right side elevational view thereof;  
 FIG. 7 is a top, front, left side perspective view of the second embodiment of our new design, the difference being an enlarged left side;  
 FIG. 8 is a front, elevational view thereof;  
 FIG. 9 is a rear elevational view thereof;  
 FIG. 10 is a left side elevational view thereof and the right side is identical to FIG. 6; and,  
 FIG. 11 is a top plan view thereof.

**1 Claim, 11 Drawing Sheets**





Des. 396,053




FIG. 2

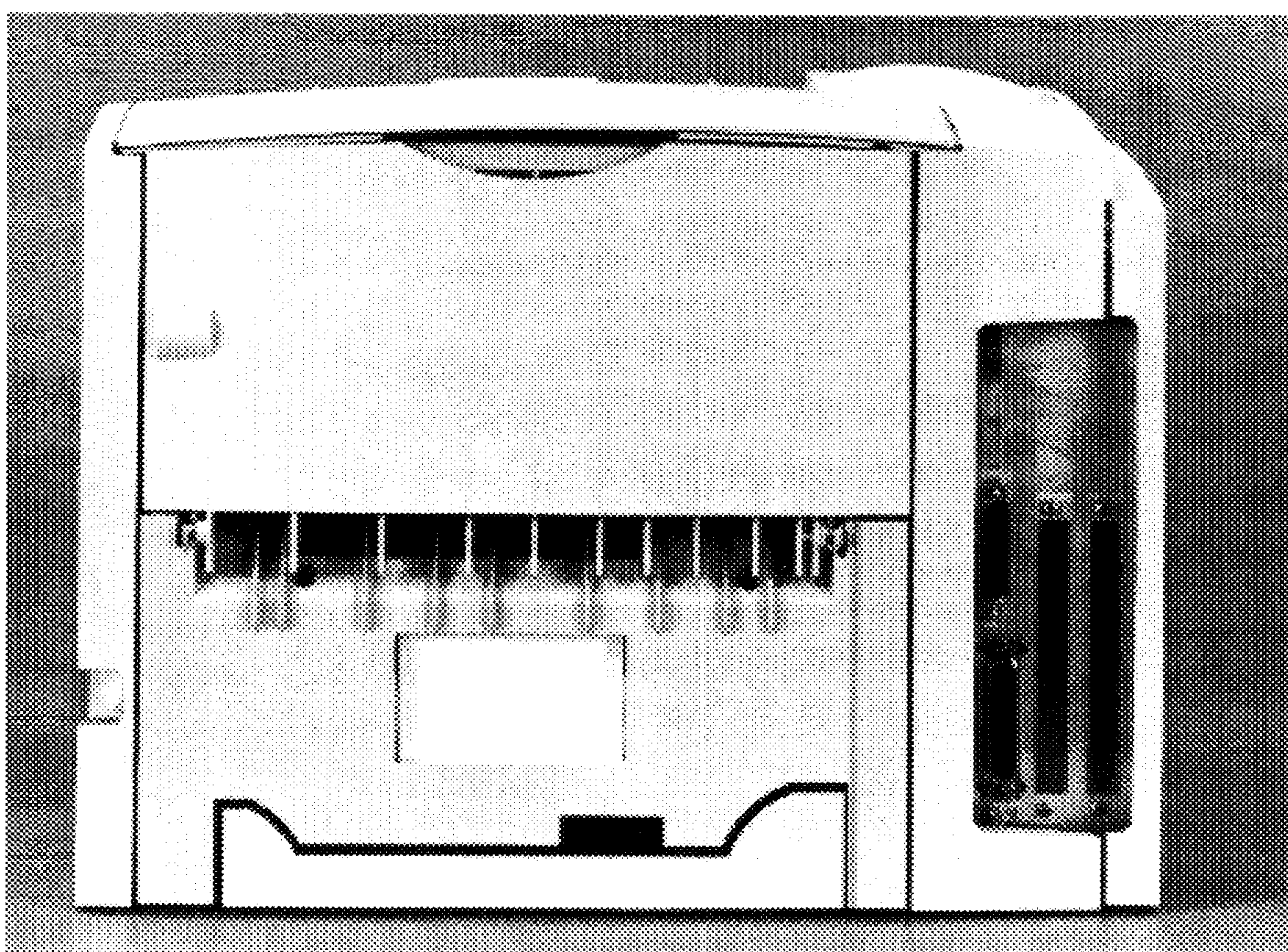


FIG. 3





Fig. 4

Fig. 5






Fig. 6




Fig. 7






Fig. 8




Fig. 9




FIG. 10

Fig. 11

