



US00D396044S

# United States Patent [19]

King et al.

[11] Patent Number: Des. 396,044

[45] Date of Patent: \*\*Jul. 14, 1998

[54] **MODEM**

[75] Inventors: **Paul King; John Van Akkeren**, both of Chicago, Ill.

[73] Assignee: **Northrop Grumman Corporation**, Los Angeles, Calif.

[\*\*] Term: **14 Years**

[21] Appl. No.: **67,344**

[22] Filed: **Mar. 4, 1997**

[51] LOC (6) Cl. .... **14-03**

[52] U.S. Cl. .... **D14/242; D14/107**

[58] Field of Search ..... D14/100, 107, D14/114, 240, 242, 249, 217, 299, 141, 142, 256; D13/147, 162, 164, 184, 146, 151; D10/78; 375/222, 220, 223, 225; 379/419, 420, 428, 440, 406, 93.01, 93.28; 439/638, 676, 535, 358; 455/9, 90

D. 380,205 6/1997 Bares ..... D14/107

4,419,752 12/1983 Sonnenberger et al. .... 370/29

4,599,719 7/1986 Breen et al. .... 370/24

4,744,092 5/1988 Betts et al. .... 375/7

4,924,456 5/1990 Maxwell et al. .... 370/32

5,001,729 3/1991 Tjahjadi et al. .... 375/106

5,091,906 2/1992 Reed et al. .... 370/94.1

5,151,927 9/1992 Medlicott ..... 375/119

5,212,685 5/1993 Stilwell, Jr. et al. .... 370/31

5,265,264 11/1993 Dzung et al. .... 455/90

5,331,318 7/1994 Montgomery ..... 340/855.4

5,349,635 9/1994 Scott ..... 379/97

5,355,368 10/1994 Dore et al. .... 370/95.3

5,373,149 12/1994 Rasmussen ..... 235/492

5,386,340 1/1995 Kurz ..... 361/737

5,391,094 2/1995 Kakinoki et al. .... 439/638

5,396,486 3/1995 Scott ..... 370/31

5,442,803 8/1995 Furuya ..... 455/15

5,472,351 12/1995 Greco et al. .... 439/353

5,550,861 8/1996 Chan et al. .... 375/222

5,678,229 10/1997 Seki et al. .... 375/222 X

Primary Examiner—Jeffrey Asch  
 Attorney, Agent, or Firm—Terry J. Anderson; Karl J. Hoch, Jr.

## [56] References Cited

### U.S. PATENT DOCUMENTS

D. 321,691 11/1991 Brenda et al. .... D14/191

D. 321,878 11/1991 Brenda et al. .... D14/191

D. 345,980 4/1994 Scheid et al. .... D14/191

D. 346,172 4/1994 Fields et al. .... D14/299

D. 352,289 11/1994 Rak ..... D14/242

D. 354,280 1/1995 Fenton ..... D14/107

D. 355,173 2/1995 Fenton et al. .... D14/107

D. 355,412 2/1995 Rak et al. .... D14/107

D. 362,250 9/1995 Harding et al. .... D14/138

D. 363,289 10/1995 Kobayashi et al. .... D14/242

D. 364,624 11/1995 Fenton et al. .... D14/234

D. 366,047 1/1996 Rak et al. .... D14/256

D. 367,655 3/1996 Rak ..... D14/234

D. 368,911 4/1996 Lam ..... D14/242

D. 371,770 7/1996 Larson et al. .... D14/107

D. 372,248 7/1996 Tahmassebpur ..... D14/107 X

D. 374,675 10/1996 Sakai et al. .... D14/242

## [57] CLAIM

The ornamental design for a modem, as shown and described.

## DESCRIPTION

FIG. 1 is a side perspective view of the invention in combination with a personal computer and computer interface card;

FIG. 2 is a side perspective view of the invention;

FIG. 3 is a side view of the invention;

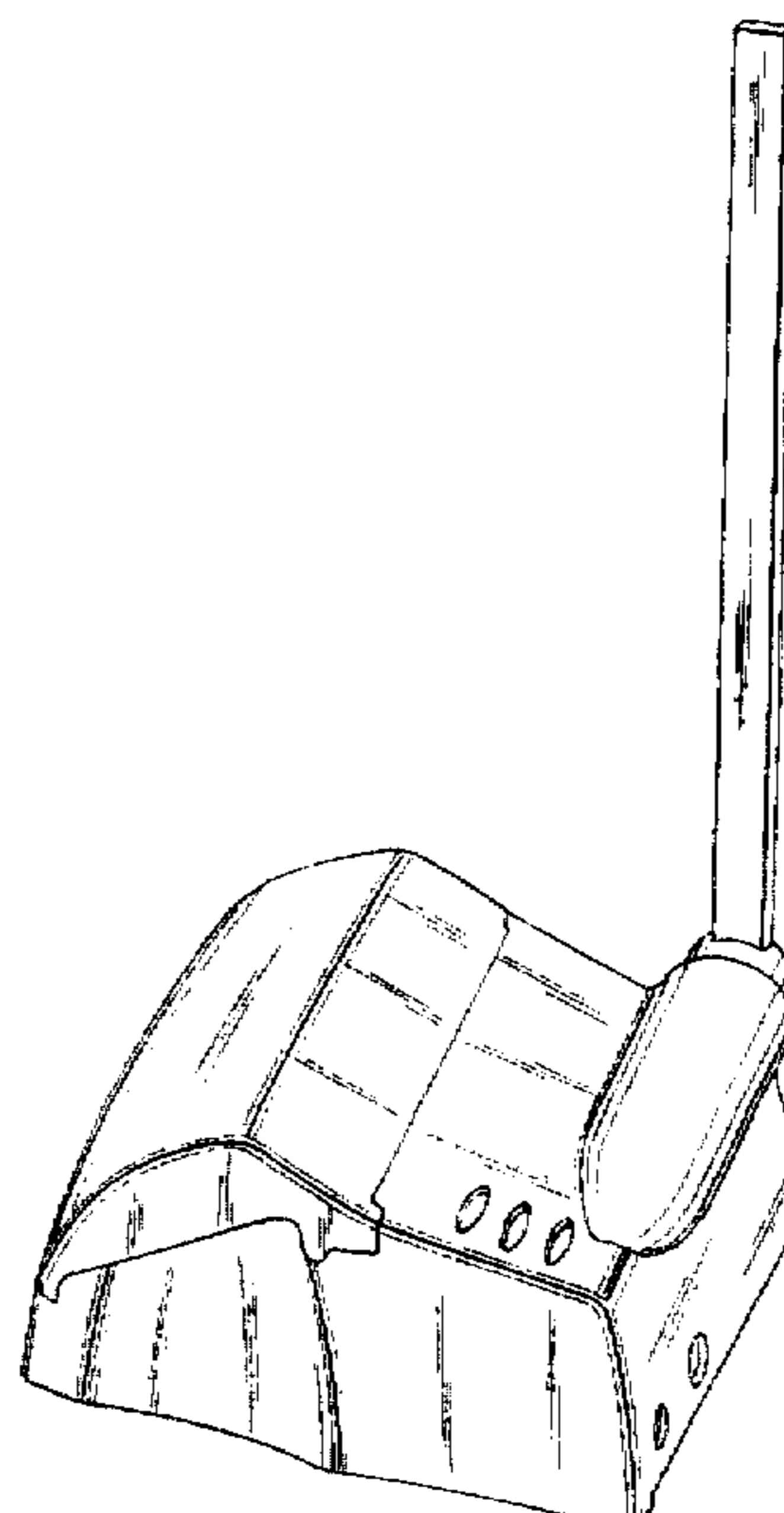
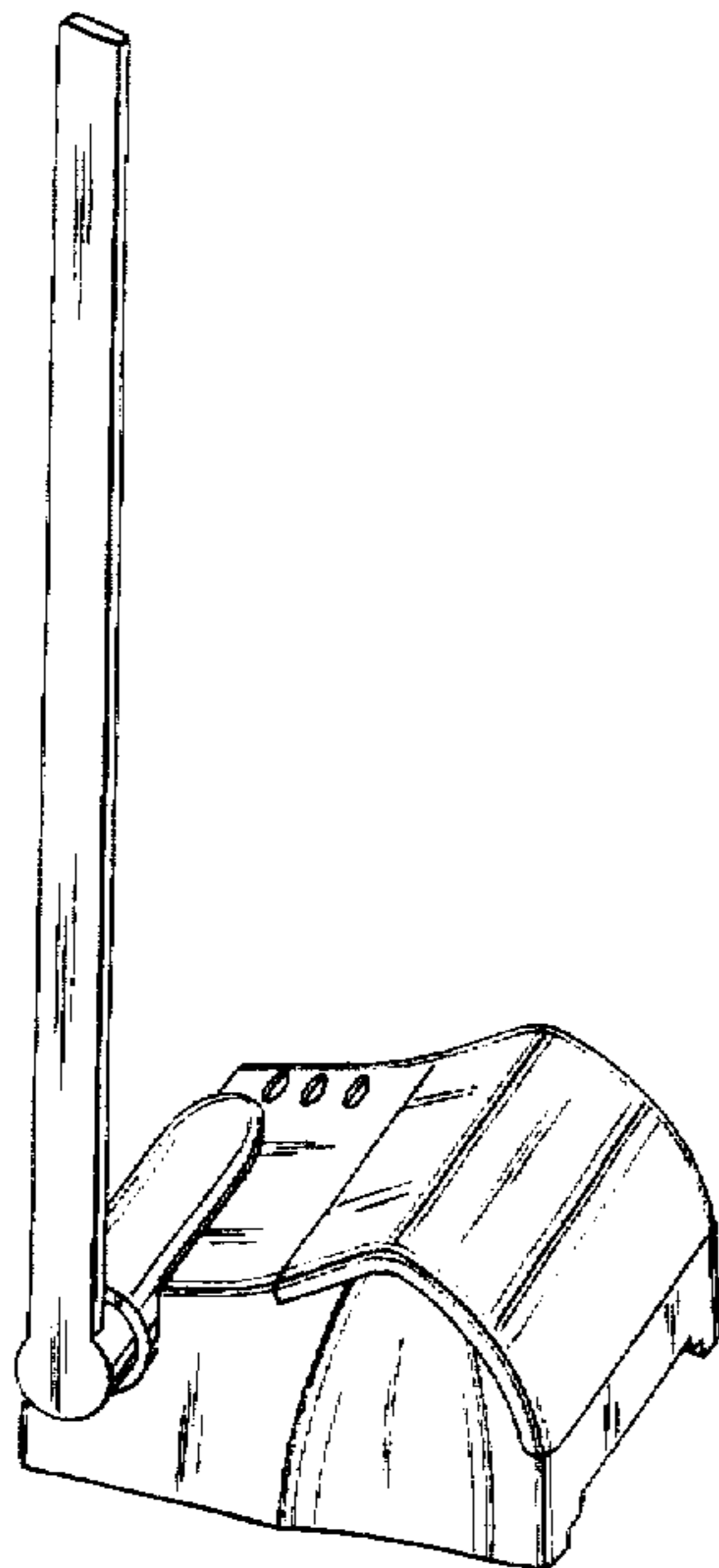
FIG. 4 is an opposite side perspective view of the invention;


FIG. 5 is a rear perspective view of the invention; and,

FIG. 6 is an opposite side view of the invention.

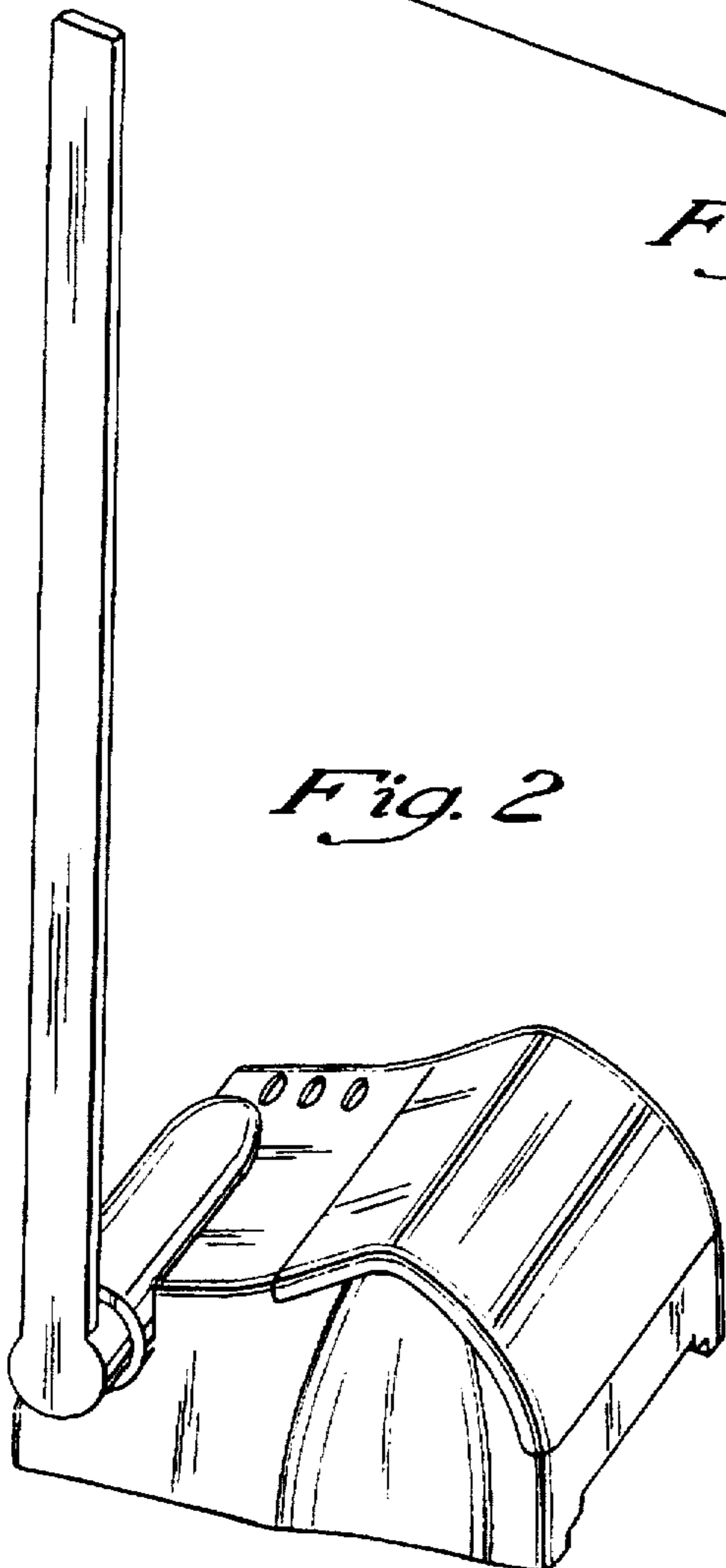
The broken line showings of FIG. 1 are for illustrative purposes only and form no part of the claimed design.

1 Claim, 2 Drawing Sheets

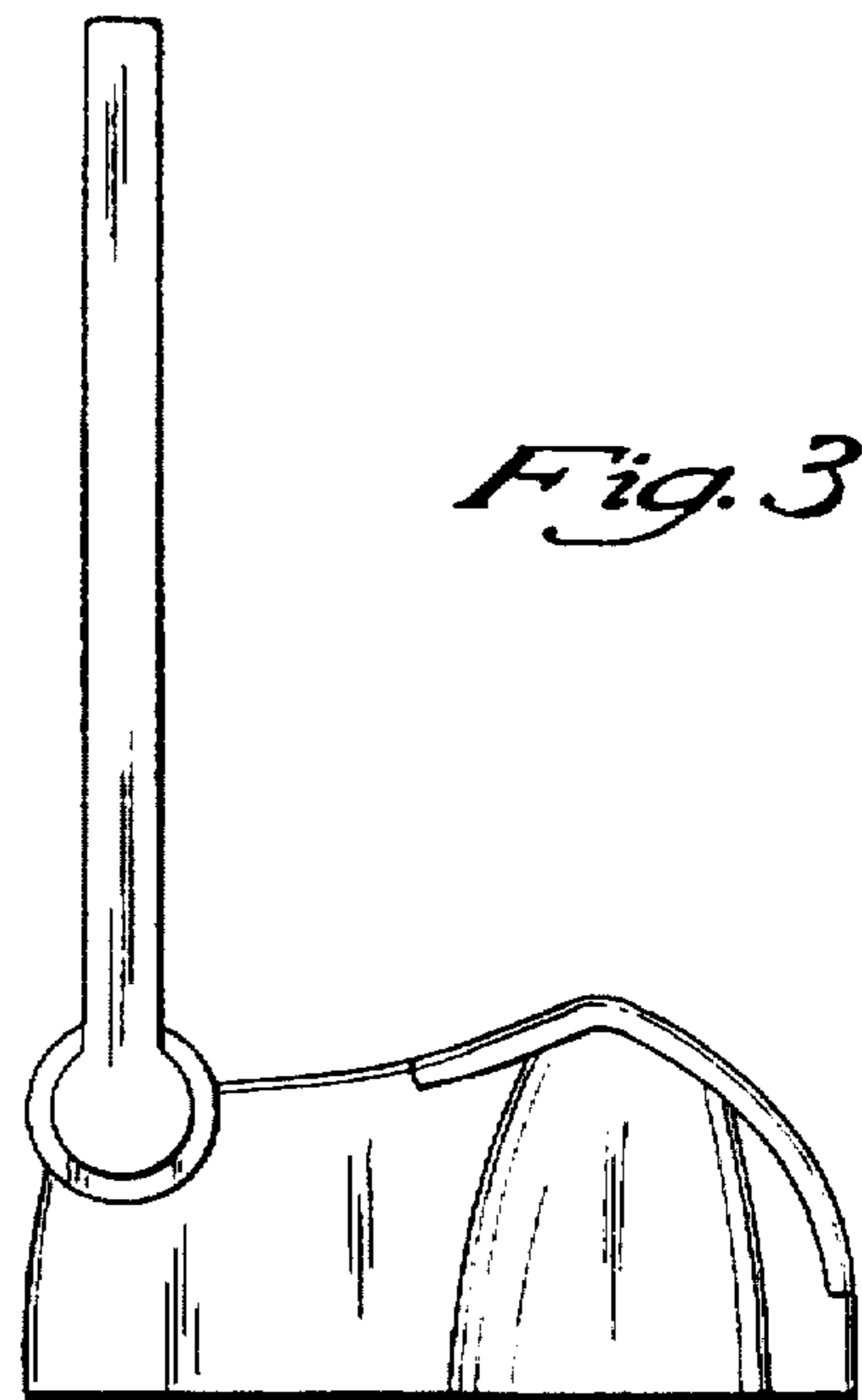




*Fig. 1*

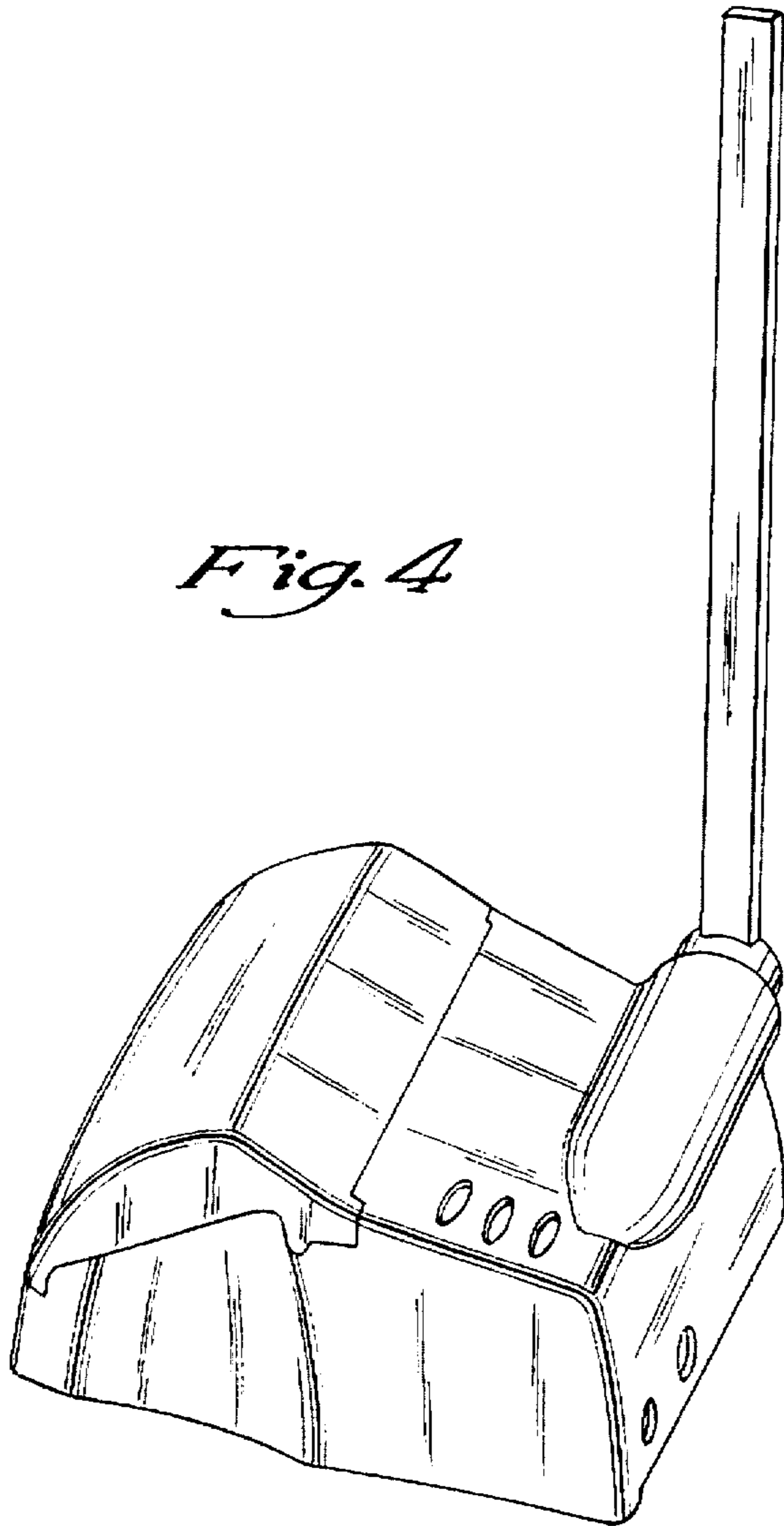


*Fig. 2*

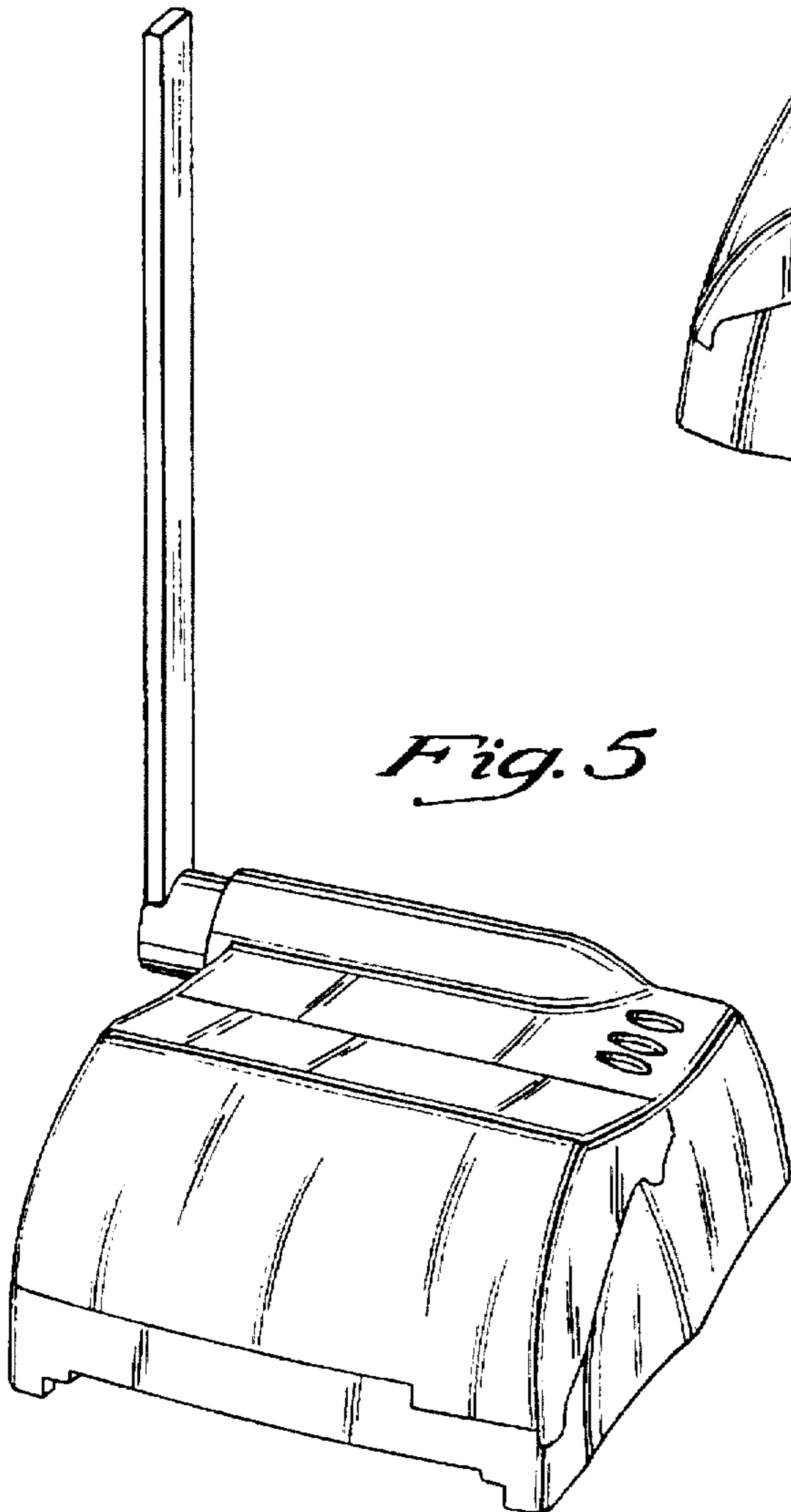


*Fig. 3*

*Fig. 4*



*Fig. 5*



*Fig. 6*

