



US00D396040S

United States Patent [19]

Muir et al.

[11] Patent Number: **Des. 396,040**

[45] Date of Patent: ****Jul. 14, 1998**

[54] **WIRELESS LOCAL LOOP PHONE**

[75] Inventors: **James H. Muir; Christopher J. Muir,**
both of Indiatlantic, Fla.

[73] Assignee: **Bright Technologies, Inc.,** Norcross,
Ga.

[**] Term: **14 Years**

[21] Appl. No.: **63,226**

[22] Filed: **Dec. 2, 1996**

[51] LOC (6) Cl. **14-03**

[52] U.S. Cl. **D14/151**

[58] Field of Search **D14/149-151,**
D14/140, 142, 137, 138, 146, 105, 101,
147, 148, 240, 245, 144; D13/107, 108;
379/419, 428, 440-446, 434-436, 454,
455

[56] **References Cited**

U.S. PATENT DOCUMENTS

D. 291,563 8/1987 Perry **D14/146**

D. 305,332 1/1990 Schremmer et al. **D14/146**
D. 313,995 1/1991 Azpeitia Ortiz De Arri **D14/151**
D. 350,541 9/1994 Chung et al. **D14/149**
D. 359,284 6/1995 Hung **D14/151**
D. 359,490 6/1995 Arakaki et al. **D14/146**
D. 375,741 11/1996 Mo **D14/151**
D. 375,935 11/1996 Nagele et al. **D14/108**
5,121,427 6/1992 Gumb et al. **379/435**

Primary Examiner—Jeffrey Asch
Attorney, Agent, or Firm—James L. Ewing, IV; Mitchell G.
Stockwell; Kilpatrick Stockton LLP

[57] **CLAIM**


The ornamental design for a wireless local loop phone, as shown and described.

DESCRIPTION

FIG. 1 is a perspective view showing the front, top and right side of the present invention; and,
FIG. 2 is a perspective view showing the front, bottom and left side of the present invention.

Any portion of the article not visible in FIGS. 1 and 2 is not considered to be a part of my claimed design.

1 Claim, 2 Drawing Sheets



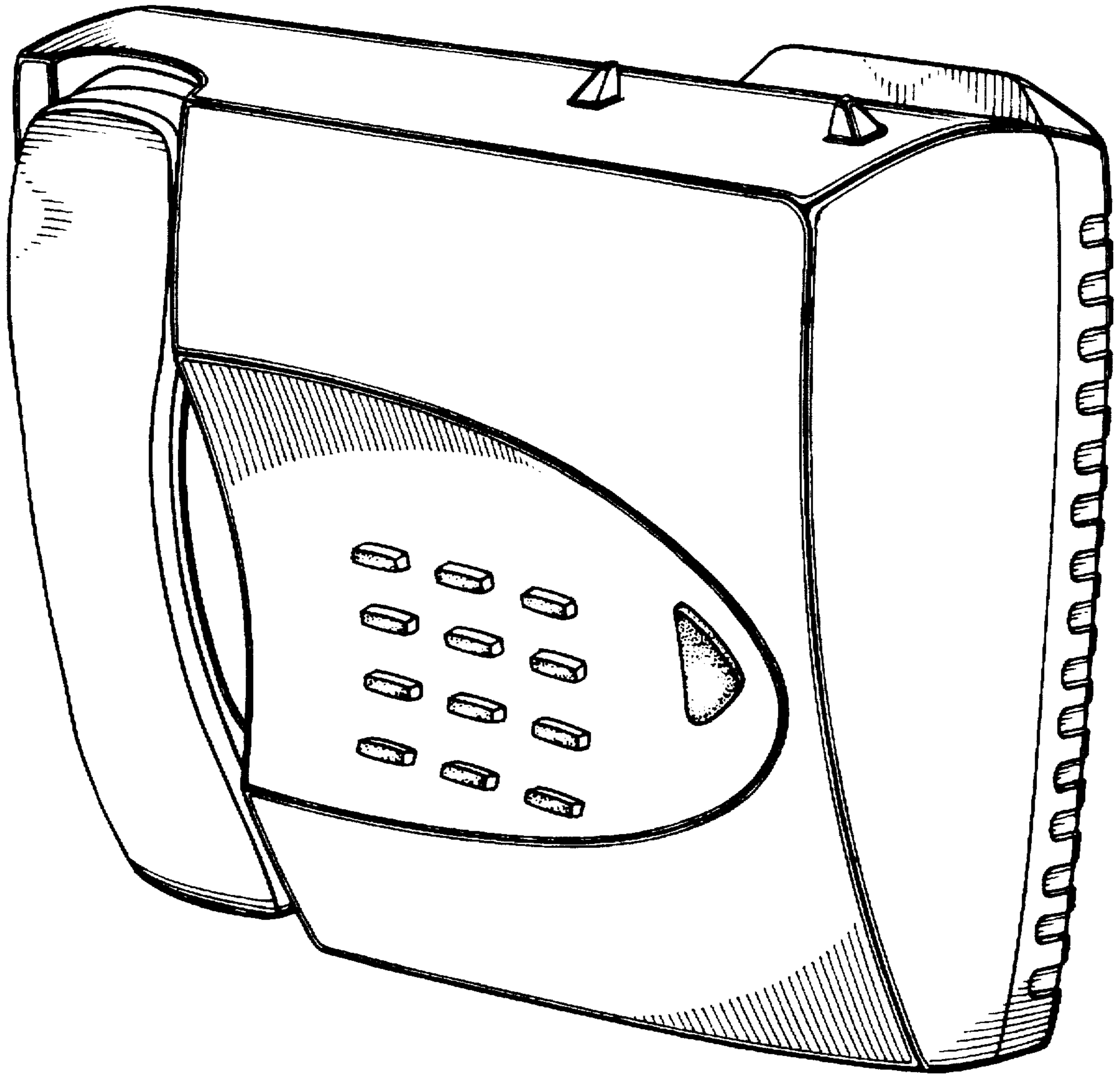


FIG 1




FIG 2