



US00D396037S

# United States Patent [19]

Cappa et al.

[11] Patent Number: Des. 396,037

[45] Date of Patent: \*\*Jul. 14, 1998

[54] **DISPLAY SCREEN WITH AN ICON**

[75] Inventors: **Armando M. Cappa**, Reseda; **Jeffrey D. Konopka**, Northridge; **Warren R. Heer**, La Palma, all of Calif.

[73] Assignee: **Pacesetter, Inc.**, Sylmar, Calif.

[\*\*] Term: **14 Years**

[21] Appl. No.: **49,413**

[22] Filed: **Jan. 24, 1996**

[51] LOC (6) Cl. .... **14-02**

[52] U.S. Cl. .... **D14/114.5**

[58] Field of Search ..... D10/11; D19/6;  
D14/114, 114.1-114.9; D18/24, 27; 395/155,  
157, 159

[56] **References Cited**

**U.S. PATENT DOCUMENTS**

- D. 254,379 3/1980 Steele ..... D18/27
- D. 270,272 8/1983 Dickey ..... D18/33

**OTHER PUBLICATIONS**

Reunion for Windows 3.0 User's Guide, Leister Productions, spouse icon, p. 28, double heart icon, p. 49, 1993.  
 Corel Gallery clipart catalog, symb485, symb534, p. 145, 1994.  
 Symbol Sourcebook, Van Nostrand Reinhold, quadder symbol, p. 170, 1972.

*Graphical Symbols for Use on Equipment*, International Standard, Commission Electrotechnique Internationale, International Electrotechnical Commission, Publication 417, First Edition, (Jun. 1973) pp. 5104a, 5335a-5336a.

*Primary Examiner*—M. H. Tung

[57] **CLAIM**

The ornamental design for a display screen with an icon, as shown and described.

**DESCRIPTION**

FIG. 1 is front perspective view of a display screen with an icon, the broken line drawing of a computer system is shown for illustration purposes only and forms no part of the claimed design;

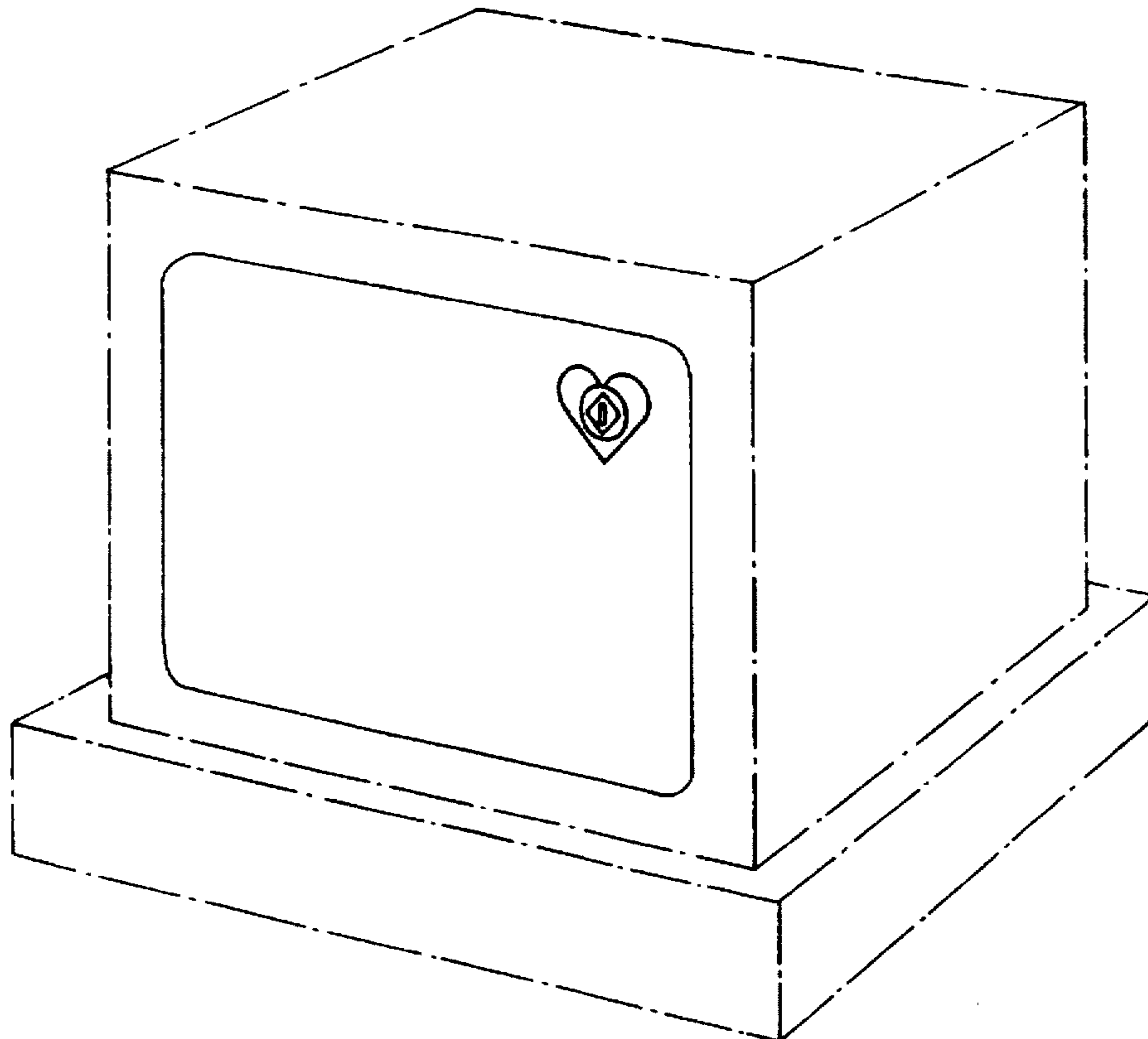
FIG. 2 is a front view of a second embodiment thereof, the broken line drawing of a computer system is shown for illustration purposes only and forms no part of the claimed design;

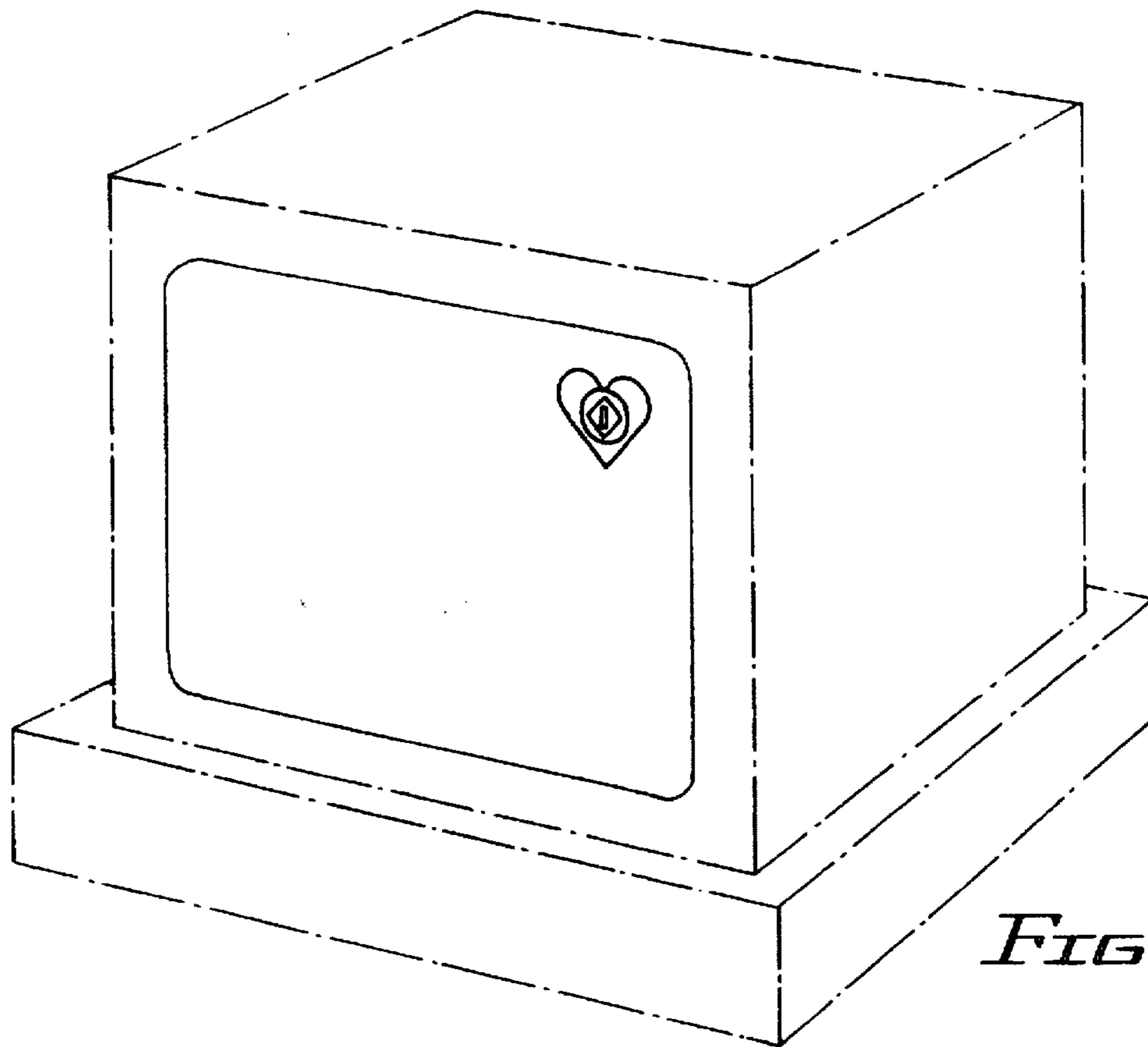
FIG. 3 is a front view of the third embodiment shown in FIG. 1, on an enlarged scale, the display screen is shown partially for ease of illustration;

FIG. 4 is a front view of a fourth embodiment thereof, on an enlarged scale, the display screen is shown partially for ease of illustration; and,


FIG. 5 is a front view of a fifth embodiment thereof, on an enlarged scale, the display screen is shown partially for ease of illustration.

**1 Claim, 2 Drawing Sheets**







*FIG. 1*



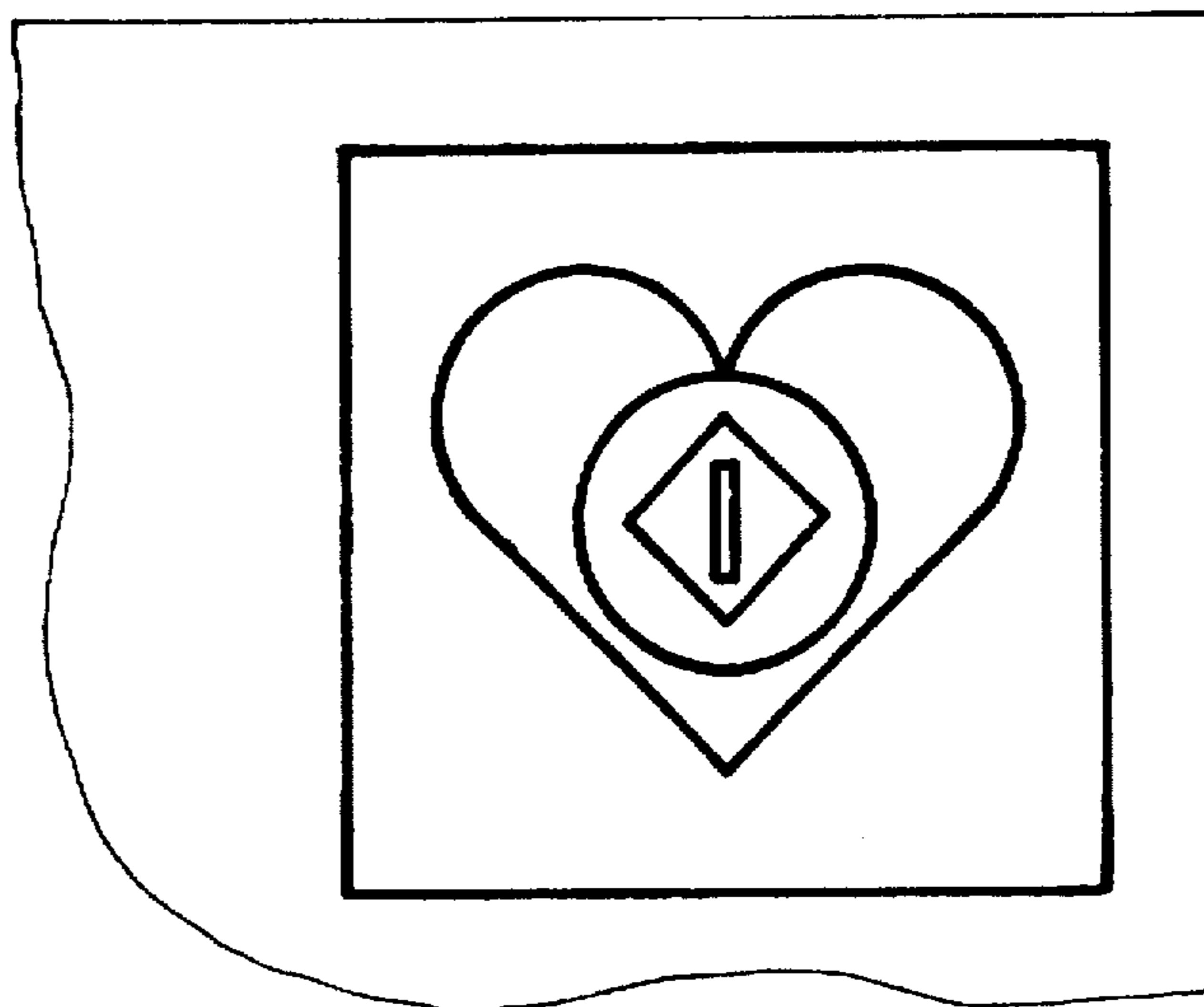
*FIG. 2*



*FIG. 3*



*FIG. 4*



*FIG. 5*