



US00D396016S

United States Patent [19]
Schoepfer

[11] **Patent Number:** **Des. 396,016**
[45] **Date of Patent:** ****Jul. 14, 1998**

[54] **BRACELET**

[75] **Inventor:** **Eddy Schoepfer**, Gorgier, Switzerland
[73] **Assignee:** **Breitling S.A.**, Grenchen, Switzerland
[**] **Term:** **14 Years**

[21] **Appl. No.:** **61,369**
[22] **Filed:** **Oct. 15, 1996**

[51] **LOC (6) Cl.** **11-01**
[52] **U.S. Cl.** **D11/25**
[58] **Field of Search** **D11/1-25, 93,**
D11/94; 59/78, 78.1, 79.3-85; 63/1.1, 11;
224/171, 175, 178; 24/265 SC, 265 WS,
26 J

[56] **References Cited**

U.S. PATENT DOCUMENTS

D. 165,551	12/1951	Rodriguez	D11/25
D. 288,066	2/1987	Kanoui	D11/12
D. 361,725	8/1995	Scheufele	D10/32
1,788,974	1/1931	Bellavance	D11/12

OTHER PUBLICATIONS

National Jewels Aug. 1960 Item center of p. 13.
Tourneau Aug. 1994 Catalog Item "D" on p. 23.
Tourneau Aug. 1994 Catalog Item "F" on p. 23.

Primary Examiner—Ralf Seifert
Attorney, Agent, or Firm—Stroock & Stroock & Lavan LLP

[57] **CLAIM**

The ornamental design for a bracelet, as shown.

DESCRIPTION

FIG. 1 is a top plan view of a bracelet showing my new design;
FIG. 2 is a left side elevational view;
FIG. 3 is a front elevational view;
FIG. 4 is a right side elevational view; and
FIG. 5 is a bottom plan view.
The broken line showing of a watch case in FIGS. 1, 2, 4 and 5, is for illustrative purposes only and forms no part of the claimed design.

1 Claim, 2 Drawing Sheets




FIG. 1




FIG. 2




FIG. 3

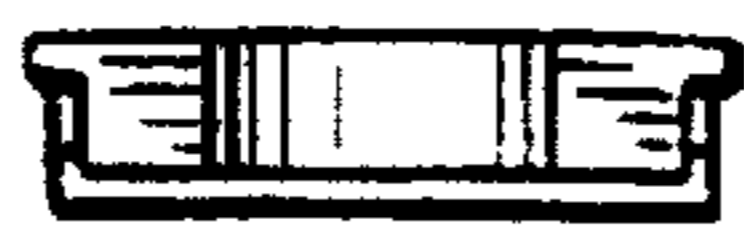


FIG. 4



FIG. 5

