



US00D396010S

**United States Patent** [19]  
**Wunderman**

[11] **Patent Number: Des. 396,010**  
[45] **Date of Patent: \*\*Jul. 14, 1998**

[54] **WRISTWATCH**

[75] **Inventor: Severin S. Wunderman, Irvine, Calif.**

[73] **Assignee: Severin Montres AG (Severin Montres SA) (Severin Montres Ltd.), Lengnau, Switzerland**

[\*\*] **Term: 14 Years**

[21] **Appl. No.: 52,157**

[22] **Filed: Mar. 25, 1996**

[30] **Foreign Application Priority Data**

Sep. 25, 1995 [WO] WIPO ..... DMA/003072

[51] **LOC (6) Cl. .... 10-02**

[52] **U.S. Cl. .... D10/39; D10/30**

[58] **Field of Search .... D10/1-40, 122-132; 368/280-282, 276-277, 285**

[56] **References Cited**

**U.S. PATENT DOCUMENTS**

D. 359,457 6/1995 Visage ..... D10/39 X  
D. 363,437 10/1995 Rabassa ..... D10/39

**OTHER PUBLICATIONS**

*European Jew. (G.Z.)*—Jan. 1988, p. 64—watches at top-center.

*European Jeweler (G.Z.)* —Jan. 1987—p. 62—watch at bottom-center.

*Hong Kong Enterprise* Oct. 1990, p. 12—watches.

*Primary Examiner*—Nelson C. Holtje

*Attorney, Agent, or Firm*—Sughrue, Mion, Zinn, Macpeak & Seas

[57] **CLAIM**

The ornamental design for a wristwatch, as shown and described.

**DESCRIPTION**

FIG. 1 is a perspective view of a wristwatch showing my new design;

FIG. 2 is a top plan view thereof;

FIG. 3 is a bottom plan view thereof;

FIG. 4 is a side elevational view of one side thereof;

FIG. 5 is a side elevational view of an opposite side thereof;

FIG. 6 is an end elevational view of one end thereof; and,

FIG. 7 is a end elevational view of an opposite end thereof.

**1 Claim, 4 Drawing Sheets**




FIG. 1




FIG. 2

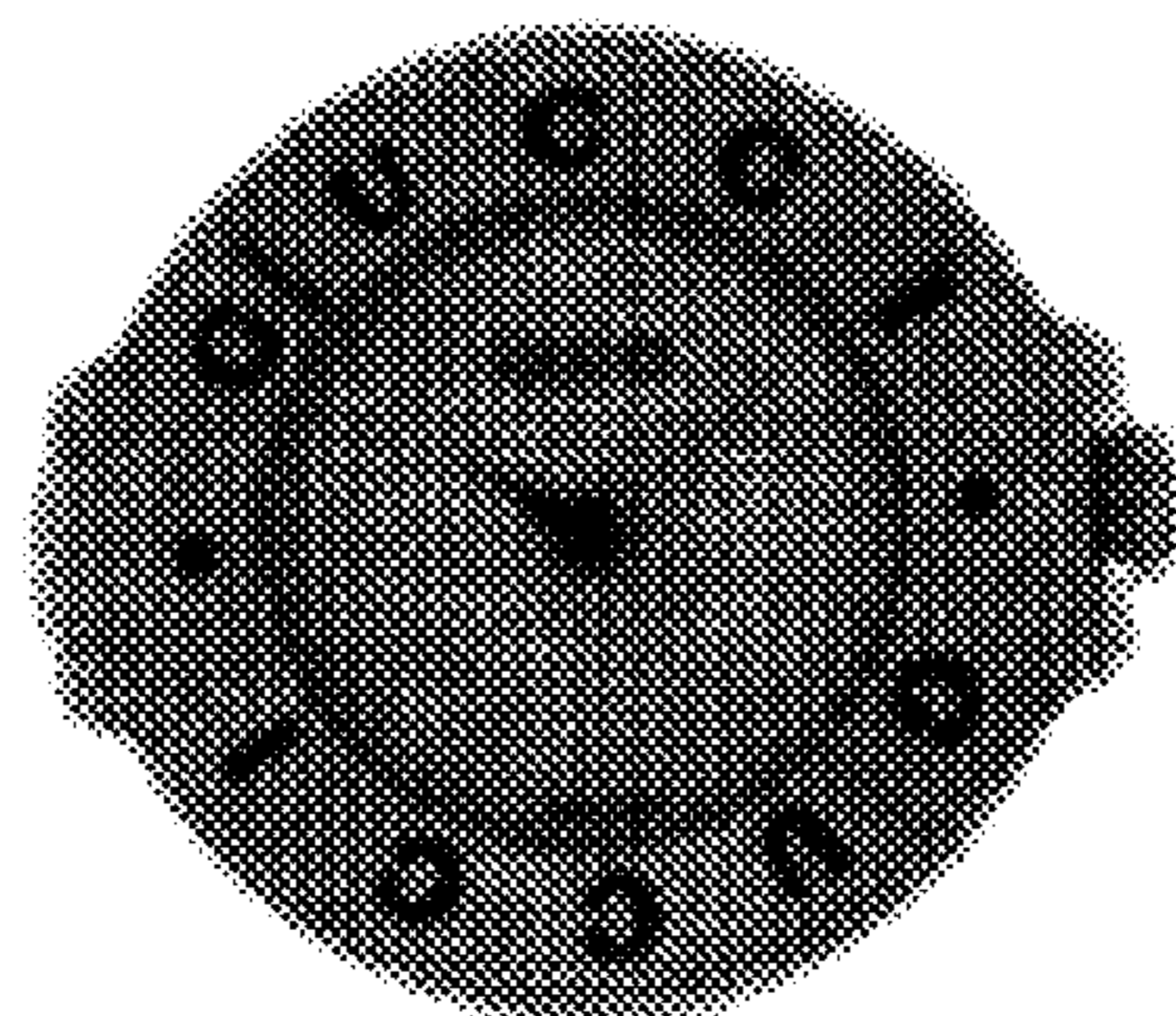


FIG. 3




FIG. 4



FIG. 5



FIG. 6




FIG. 7

