



US00D395999S

**United States Patent** [19]  
**Schmidt**

[11] **Patent Number:** **Des. 395,999**  
[45] **Date of Patent:** **\*\*Jul. 14, 1998**

[54] **EXTENSION CORD ORGANIZING APPARATUS**

[76] **Inventor:** **Glen Schmidt, 41667 Windsor Rd., Freeport, Minn. 56331**

[\*\*] **Term:** **14 Years**

[21] **Appl. No.:** **70,472**

[22] **Filed:** **May 8, 1997**

[51] **LOC (6) Cl.** ..... **08-05**

[52] **U.S. Cl.** ..... **D8/358**

[58] **Field of Search** ..... **D8/358, 360.1, D8/366, 356, 354; D3/20, 23; 242/127, 125.1, 125.2, 125.3, 118.8**

[56] **References Cited**

**U.S. PATENT DOCUMENTS**

D. 136,783	12/1943	Veck	.....	D8/358
D. 202,118	8/1965	Finneman	.....	D8/358
D. 217,429	5/1970	Parsons	.....	D8/358
D. 221,511	8/1971	Dufault	.....	D8/358
D. 243,654	3/1977	Burgoyne	.....	D8/358
D. 284,299	6/1986	Auerbach et al.	.....	D8/358 X

*Primary Examiner*—Susan J. Lucas  
*Assistant Examiner*—Cynthia E. Ramirez

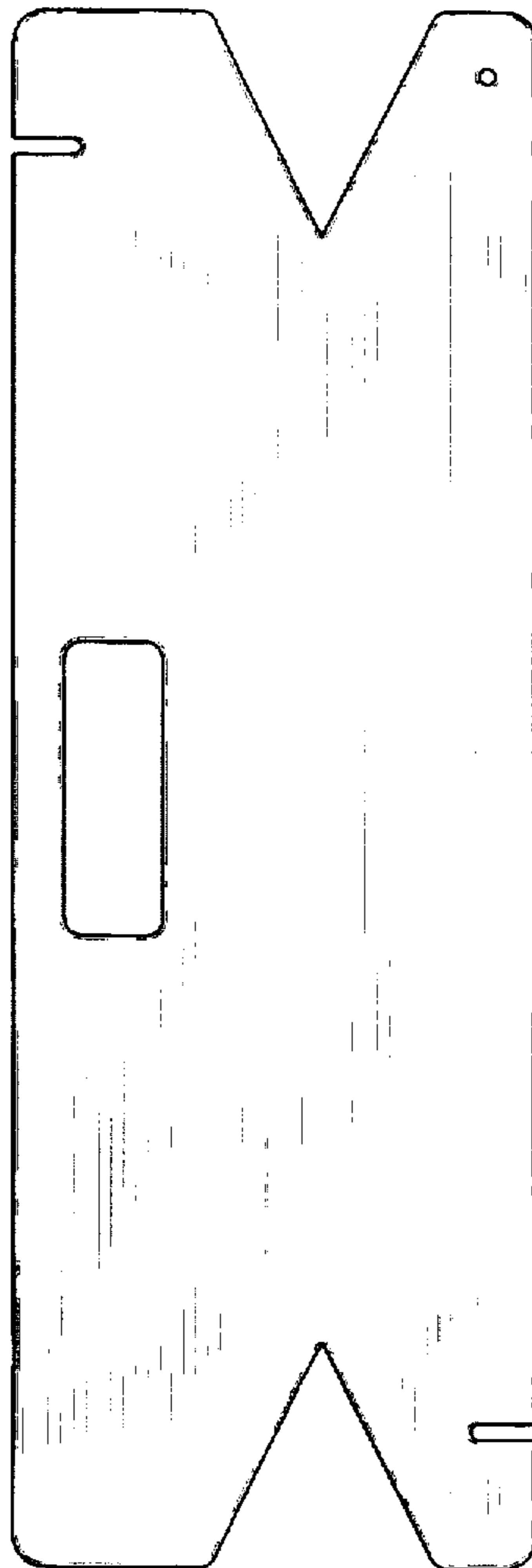
[57] **CLAIM**

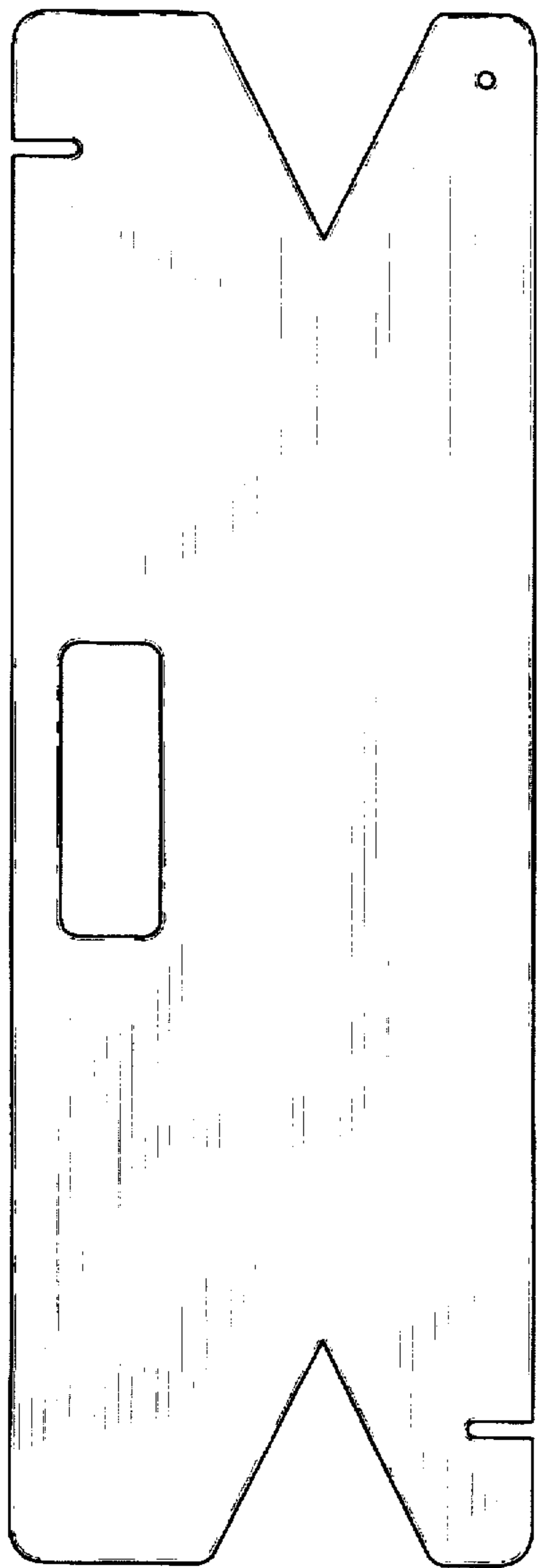
The ornamental design for an extension cord organizing apparatus, as shown.

**DESCRIPTION**

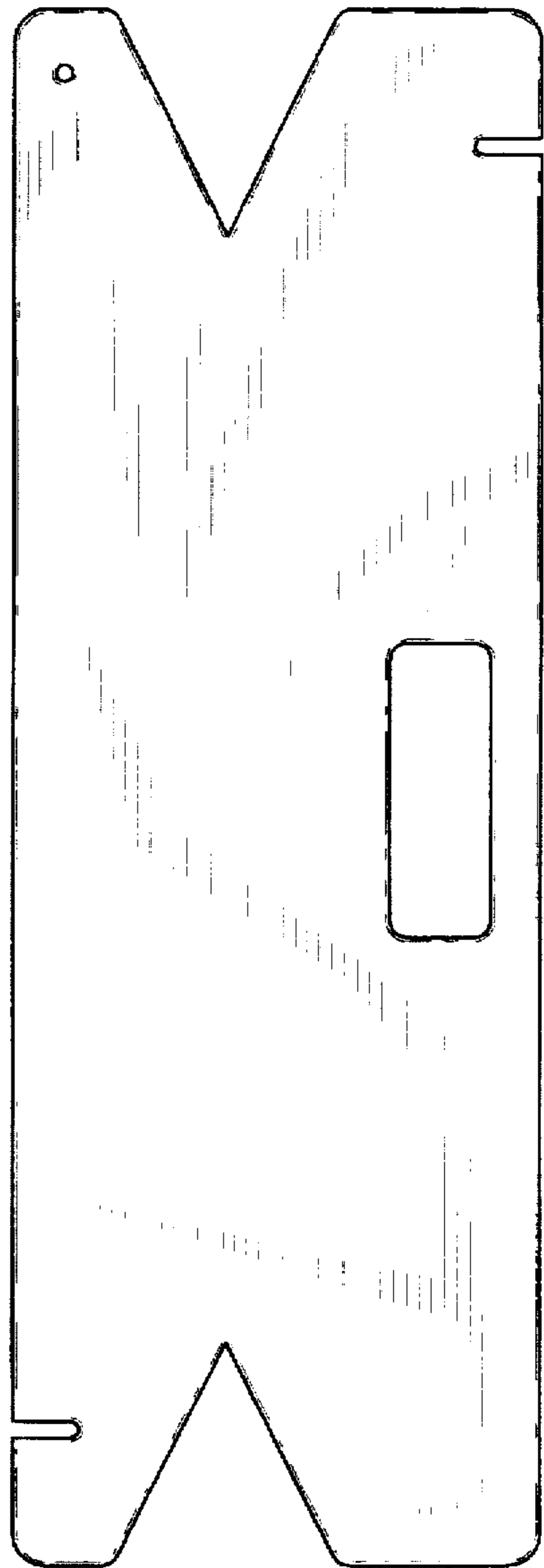
FIG. 1 is a front plan view of the extension cord organizing apparatus of the present invention;  
FIG. 2 is a back plan view of the extension cord organizing apparatus of FIG. 1;  
FIG. 3 is a right side plan view of the extension cord organizing apparatus of FIG. 1;  
FIG. 4 is a left side plan view of the extension cord organizing apparatus of FIG. 1;  
FIG. 5 is a top plan view of the extension cord organizing apparatus of FIG. 1;  
FIG. 6 is a bottom plan view of the extension cord organizing apparatus of FIG. 1; and,  
FIG. 7 is a perspective view of the extension cord organizing apparatus of FIG. 1.

**1 Claim, 3 Drawing Sheets**






*Fig. 1*




*Fig. 2*



*Fig. 5*




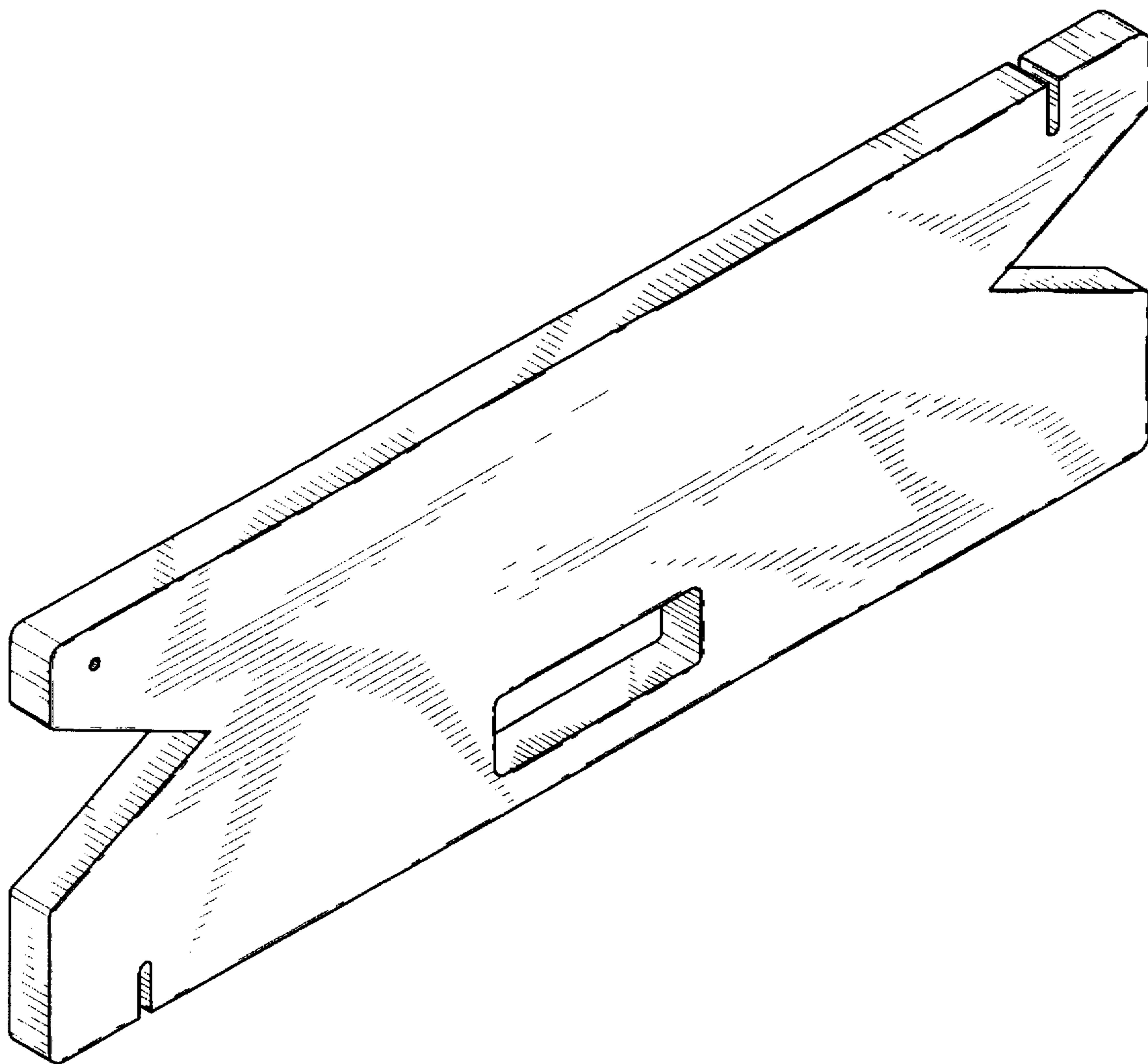
*Fig. 3*



*Fig. 6*

*Fig. 4*





*Fig. 7*