



US00D395991S

United States Patent [19]
Gstadler

[11] **Patent Number: Des. 395,991**
[45] **Date of Patent: **Jul. 14, 1998**

[54] **SCISSORS**

D. 344,225 2/1994 Hendon et al. D8/57
2,676,402 4/1954 Shaler 30/230

[75] **Inventor: Bruno Gstadler, Poissy, France**

OTHER PUBLICATIONS

[73] **Assignee: Manufacture d'Articles de Precision,
Et de Dessin, France**

Vogue Patterns, Nov. 12, 1982 p. 78 (Dahle scissors).

[**] **Term: 14 Years**

Primary Examiner—Ted Shooman

Assistant Examiner—Adir Aronovich

Attorney, Agent, or Firm—Mathews, Collins, Shepherd &
Gould

[21] **Appl. No.: 59,047**

[22] **Filed: Aug. 30, 1996**

[57] **CLAIM**

[30] **Foreign Application Priority Data**

The ornamental design for scissors, as shown and described.

Mar. 22, 1996 [WO] WIPO DM/035905

DESCRIPTION

[51] **LOC (6) Cl. 08-03**

FIG. 1 is a side perspective view of scissors showing my
new design;

[52] **U.S. Cl. D8/57**

FIG. 2 is a side elevational view thereof, the side opposite
that shown in FIG. 2 being the mirror image thereof;

[58] **Field of Search D8/57, 98; 7/125,
7/132, 133-135, 151; 30/230, 232, 233,
252-255**

FIG. 3 is a top view thereof, the bottom plan view opposite
that shown in FIG. 3 being the mirror image thereof;

FIG. 4 is an end elevational view thereof, taken from the
right side of FIG. 2, and,

FIG. 5 is a end elevational view thereof, taken from the left
of FIG. 2.

[56] **References Cited**

U.S. PATENT DOCUMENTS

D. 234,117 1/1975 Laurenti D8/57
D. 296,757 7/1988 Strack D8/57
D. 316,780 5/1991 Bendickson et al. D8/57
D. 316,802 5/1991 Yamagishi D8/57

1 Claim, 2 Drawing Sheets

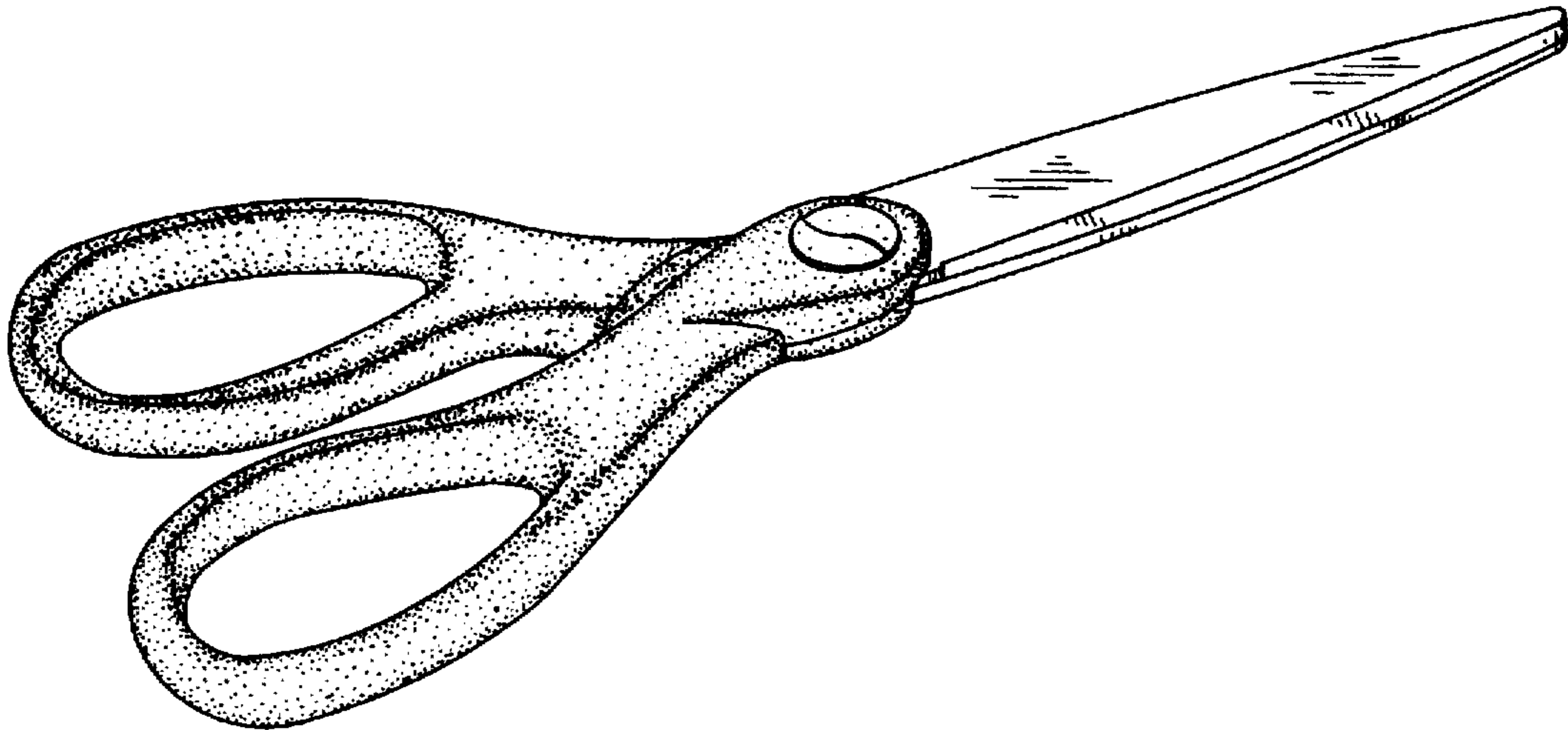


FIG. 1

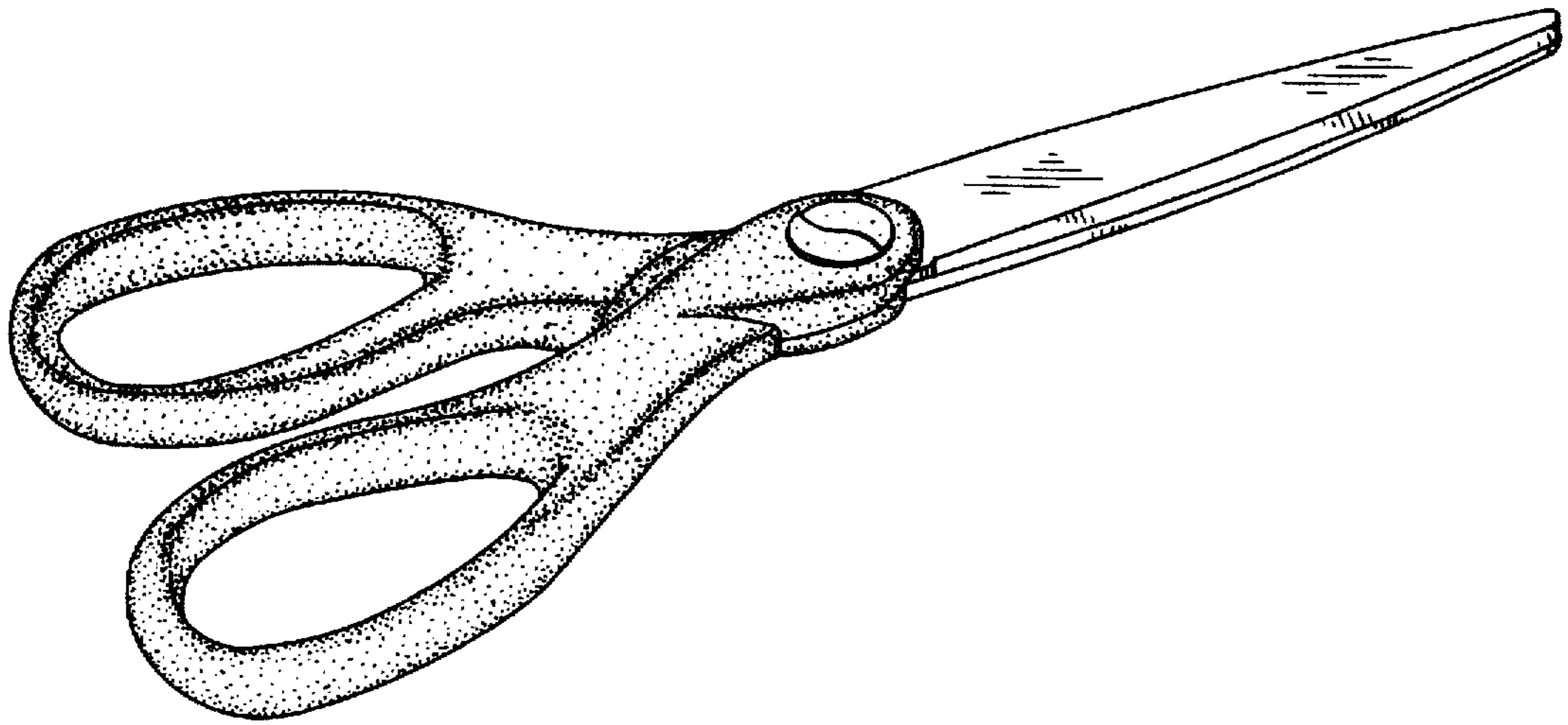


FIG. 2

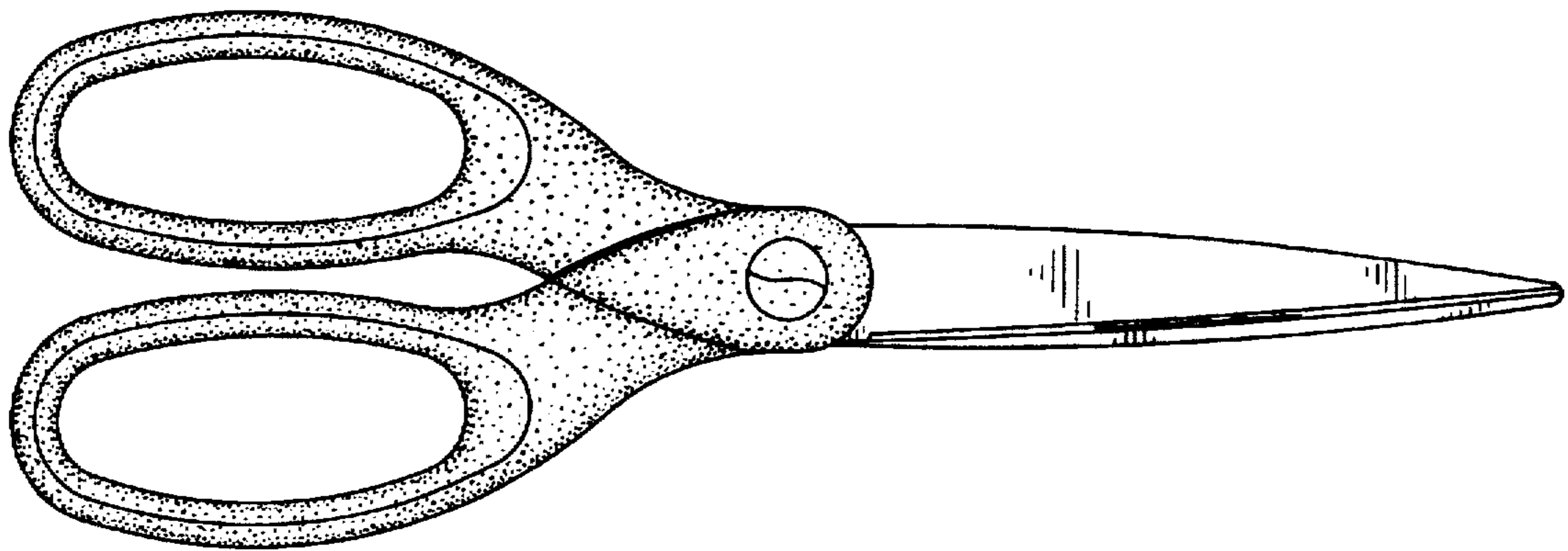


FIG. 3




FIG. 4



FIG. 5

