



US00D395988S

United States Patent [19]
Badour

[11] **Patent Number:** **Des. 395,988**
[45] **Date of Patent:** ****Jul. 14, 1998**

[54] **WIENER STICK**
[76] **Inventor:** **William Clifton Badour**, 3 Orchard Drive, Barrie, Ontario, Canada, L4M-1N5
[**] **Term:** **14 Years**
[21] **Appl. No.:** **74,326**
[22] **Filed:** **Jul. 31, 1997**
[51] **LOC (6) Cl.** **07-06**
[52] **U.S. Cl.** **D7/683**
[58] **Field of Search** D7/652, 672, 683;
30/129, 322, 323; 99/419, 421 A, 441;
294/50


5,117,558 6/1992 Hull 30/323
Primary Examiner—Terry A. Wallace
Attorney, Agent, or Firm—H. Jay Spiegel

[57] **CLAIM**
The ornamental design for a wiener stick, as shown and described.

DESCRIPTION
FIG. 1 is a perspective view of a wiener stick showing my new design;
FIG. 2 is a top plan view thereof, the grip shown in an alternate position;
FIG. 3 is a bottom plan view of FIG. 2;
FIG. 4 is a left side elevation view of FIG. 2;
FIG. 5 is a right side elevation view of FIG. 2;
FIG. 6 is a front elevation view of FIG. 2; and,
FIG. 7 is a rear elevation view of FIG. 2.
The wieners are shown in broken lines for illustrative purposes only and form no part of the claimed design.

[56] **References Cited**
U.S. PATENT DOCUMENTS
2,191,226 2/1940 Clem D7/683 X
2,517,448 8/1950 Schmeling 99/421 A
2,946,276 7/1960 Stone D7/683 X

1 Claim, 3 Drawing Sheets



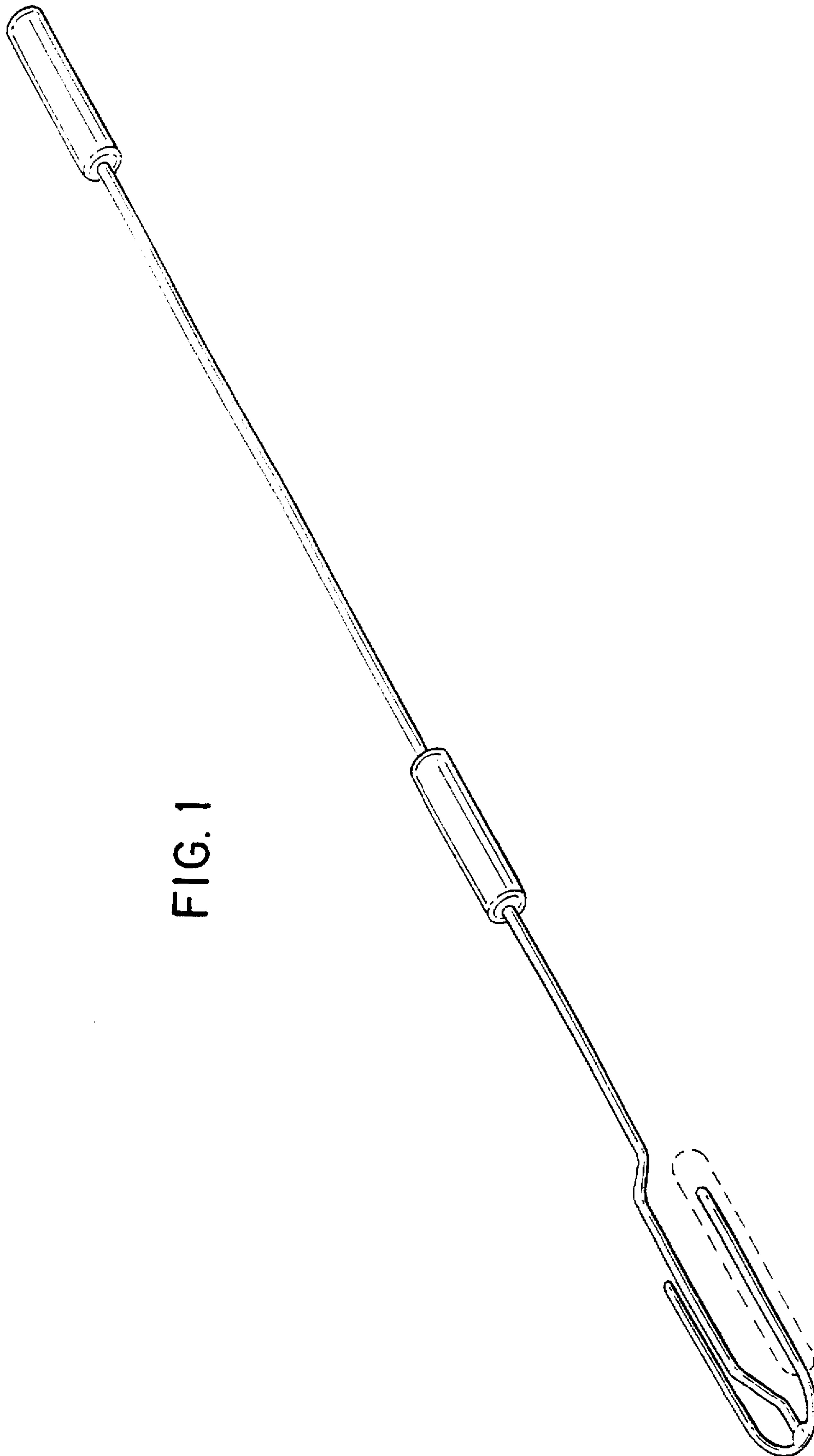


FIG. 1

FIG. 2




FIG. 3

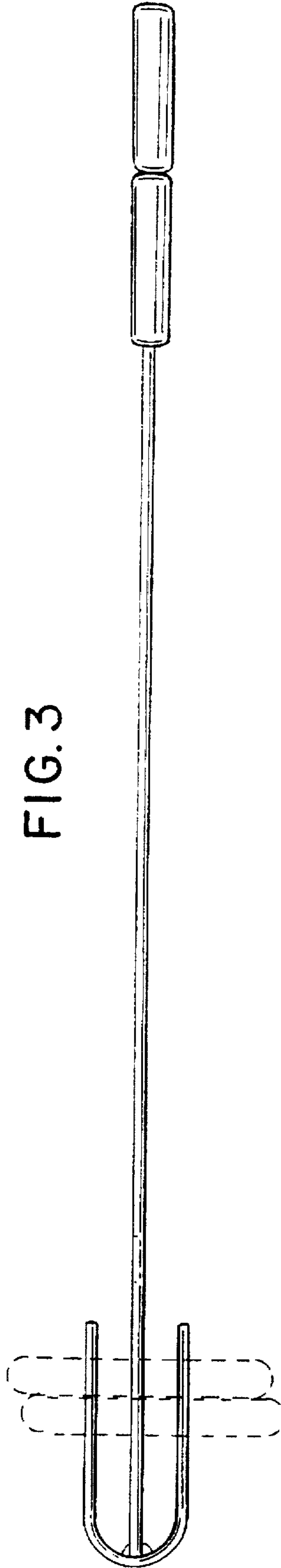


FIG. 4

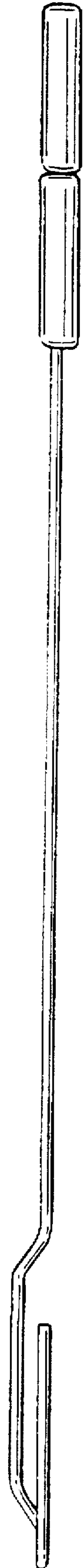


FIG. 5



FIG. 6



FIG. 7

