



US00D395974S

United States Patent [19]
Mansfield

[11] **Patent Number: Des. 395,974**

[45] **Date of Patent: ***Jul. 14, 1998**

[54] **COMFORTER HAVING A STITCH PATTERN**

353162 8/1920 Germany 5/502
182371 7/1922 United Kingdom 5/502
447657 5/1936 United Kingdom 5/502

[75] Inventor: **Juliette M. Mansfield**, Seattle, Wash.

[73] Assignee: **Pacific Coast Feather Company**,
Seattle, Wash.

Primary Examiner—Janice E. Seeger
Attorney, Agent, or Firm—Jensen & Puntigam, P.S.

[*] Notice: The portion of the term of this patent
subsequent to Mar. 24, 2012, has been
disclaimed.

[57] **CLAIM**

The ornamental design for a comforter having a stitch
pattern, as shown and described.

[**] Term: **14 Years**

DESCRIPTION

[21] Appl. No.: **56,621**

[22] Filed: **Jul. 3, 1996**

[51] **LOC (6) Cl.** **06-13**

[52] **U.S. Cl.** **D6/603**

[58] **Field of Search** D6/595, 596, 601-603;
5/417-420, 482, 495, 497, 502

FIG. 1 is an isometric view of a first embodiment of the
comforter having a stitch pattern showing my new design;
FIG. 2 is a top plan view thereof, the bottom plan view being
identical thereto;

FIG. 3 is a head end elevational view thereof;

FIG. 4 is a foot end elevational view thereof;

FIG. 5 is a side elevational view thereof; both side eleva-
tional views being identical;

FIG. 6 is an isometric view of a second embodiment of the
comforter showing my new design;

FIG. 7 is a top plan view thereof, the bottom plan view
thereof being identical thereto;

FIG. 8 is an end elevational view thereof, both end eleva-
tional views being identical; and,

FIG. 9 is a side elevational view thereof, both side eleva-
tional views being identical.

[56] **References Cited**

U.S. PATENT DOCUMENTS

D. 102,970	1/1937	Goodstein	D6/603
2,596,547	5/1952	Guest	D6/603 X
5,299,333	4/1994	Pedersen et al.	5/502
5,414,881	5/1995	Terrazas	5/417
5,483,713	1/1996	Kikuchi et al.	5/502

FOREIGN PATENT DOCUMENTS

565034	3/1958	Belgium	5/502
--------	--------	---------	-------	-------

1 Claim, 4 Drawing Sheets

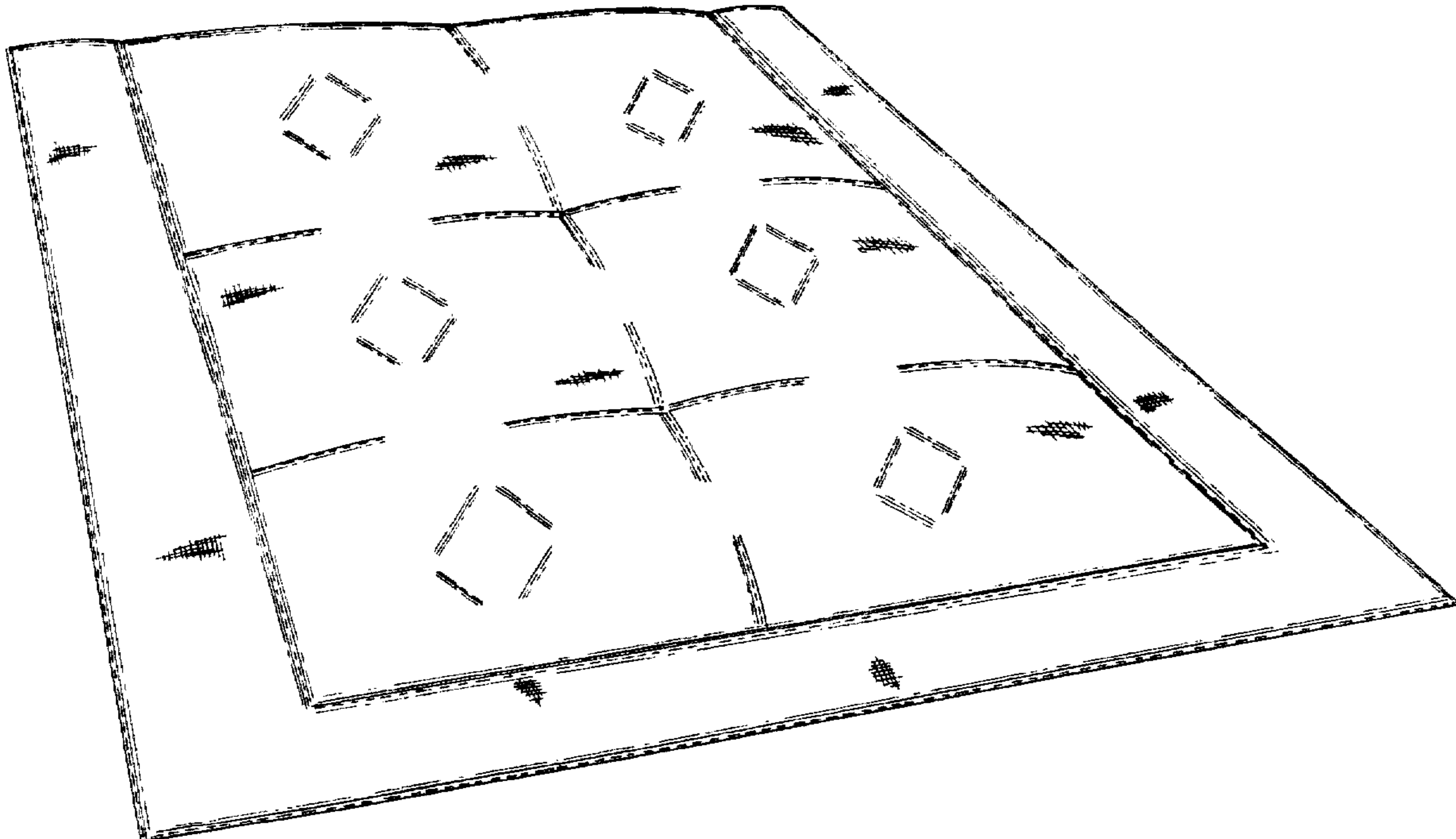


FIG. 1

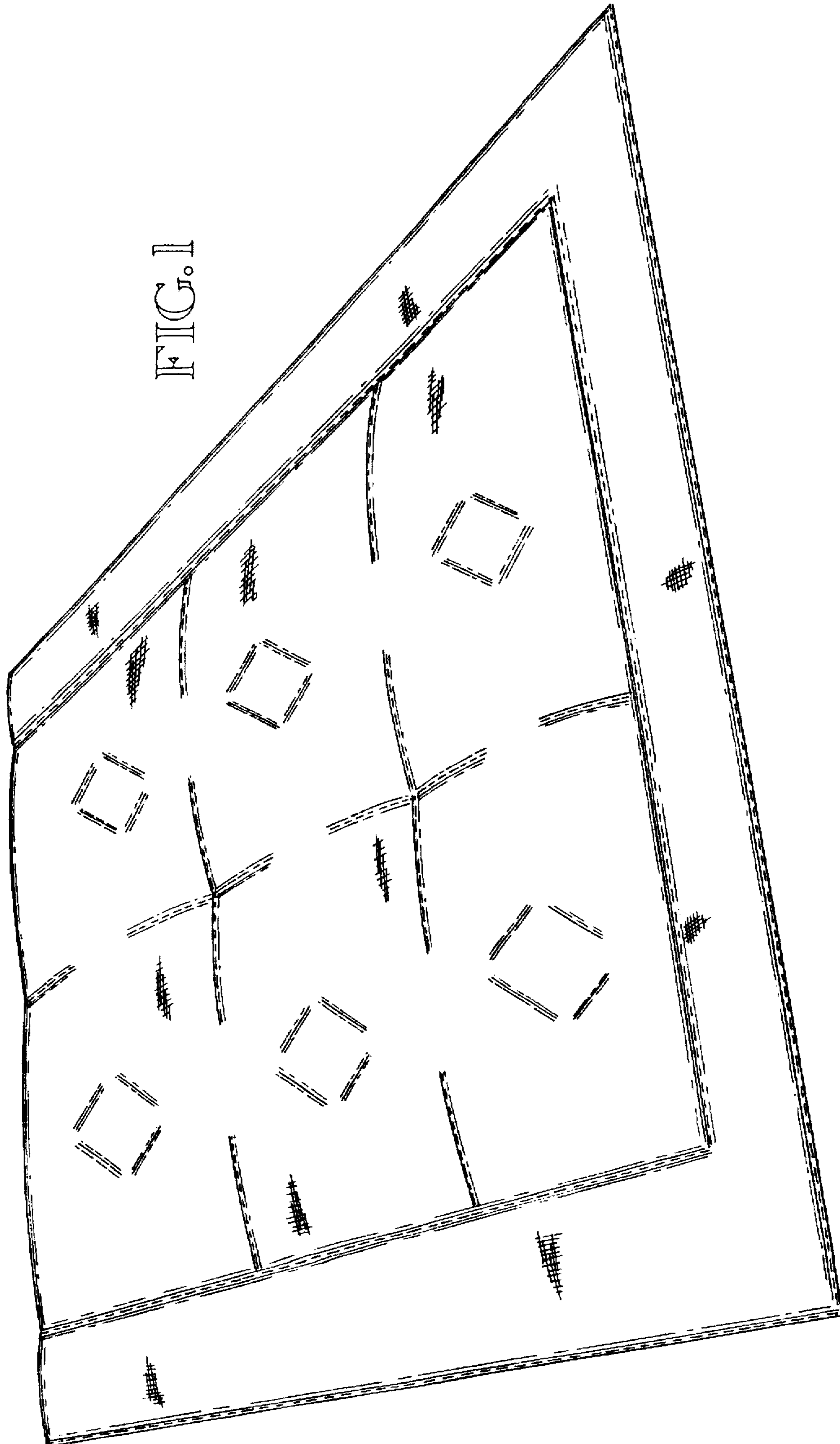


FIG. 2

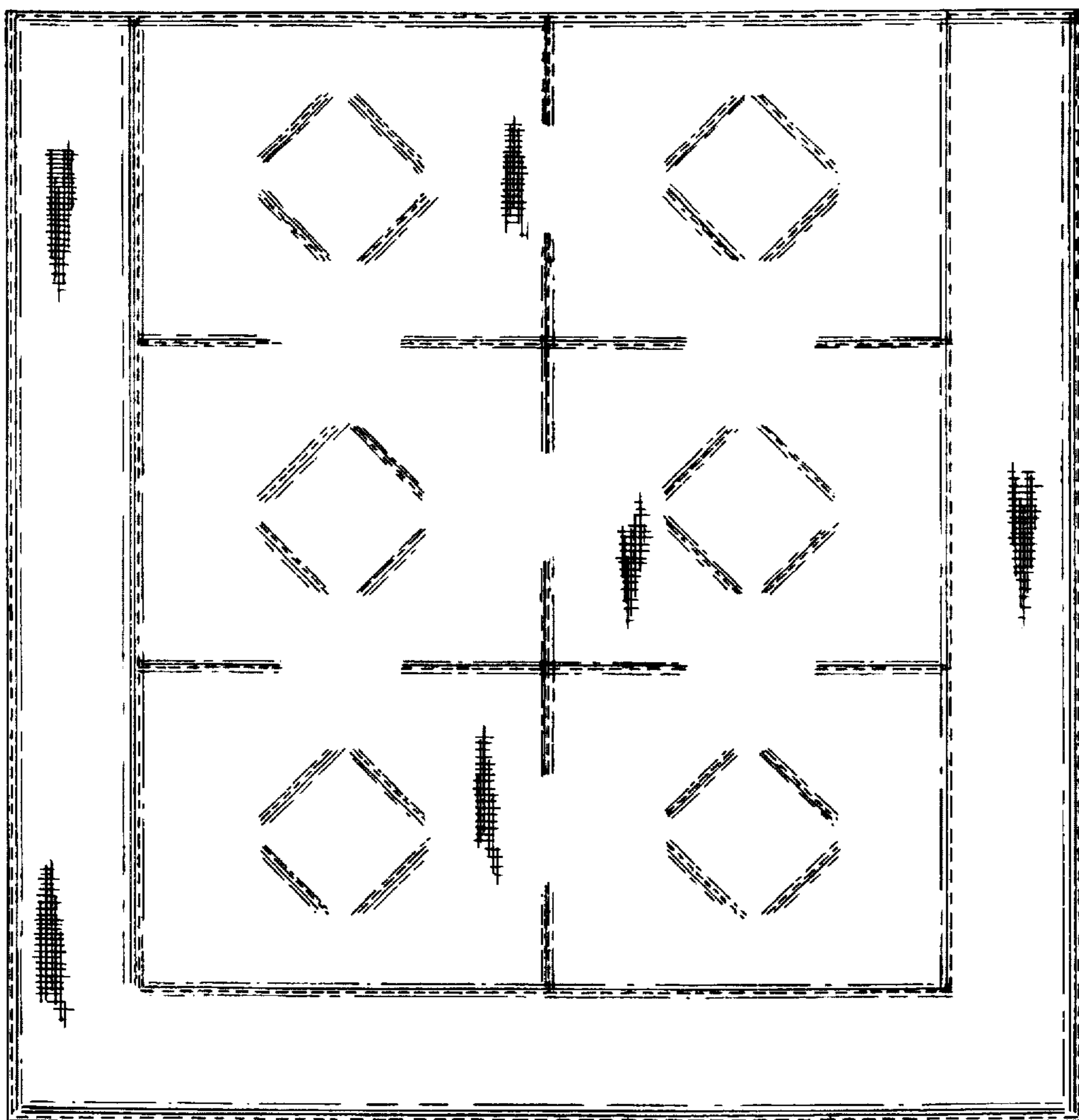


FIG. 3

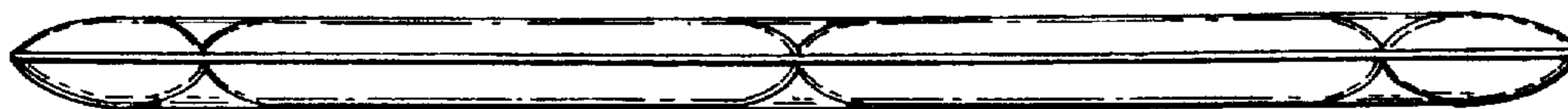


FIG. 4




FIG. 5




FIG. 6

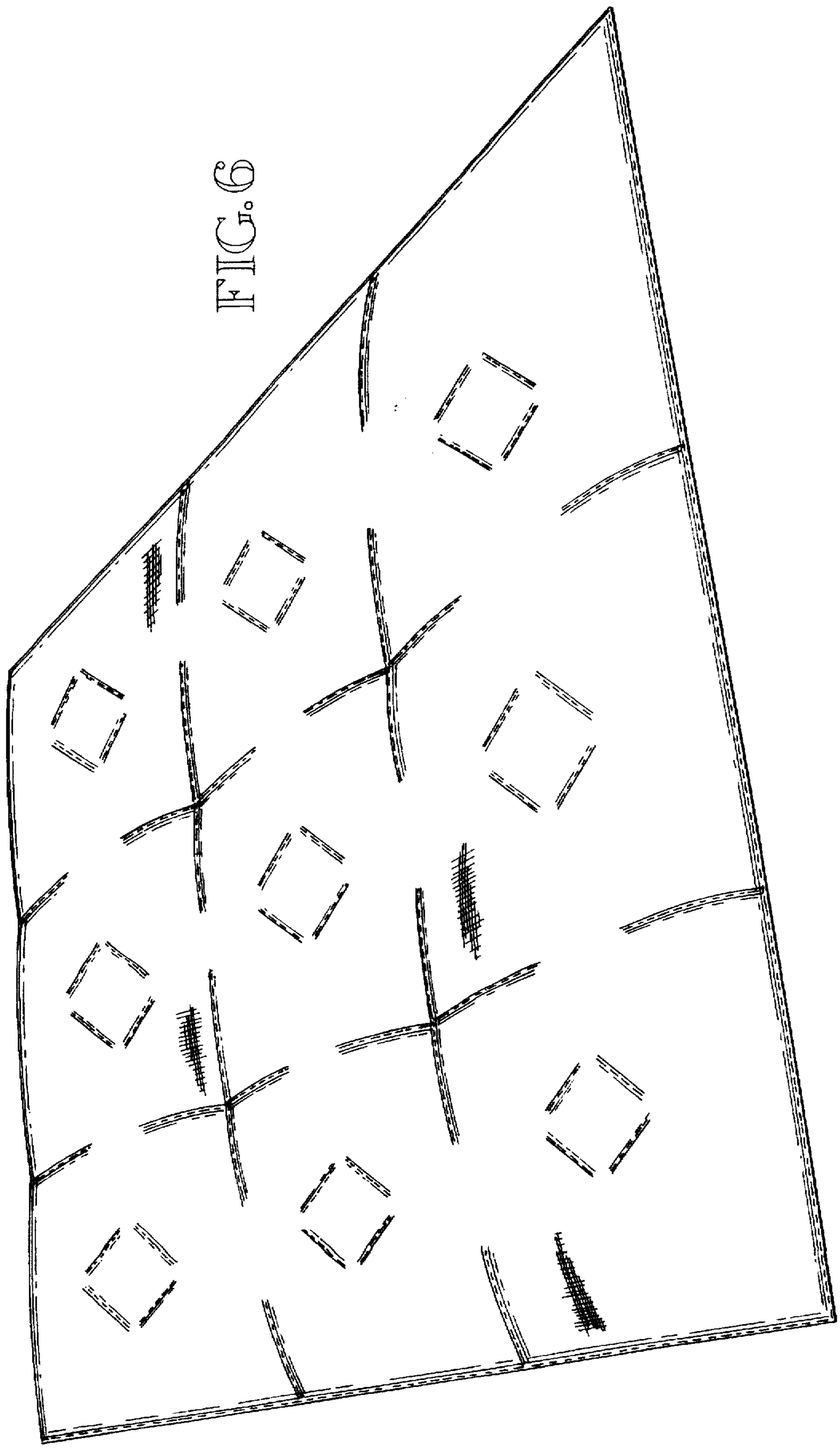


FIG. 7




FIG. 8





FIG. 9