



US00D395947S

United States Patent [19]
Hardy

[11] **Patent Number: Des. 395,947**
[45] **Date of Patent: **Jul. 14, 1998**

[54] **PORTION OF A SHOE UPPER**
[75] **Inventor: Alan S. Hardy, Lake Oswego, Oreg.**
[73] **Assignee: Nike, Inc., Beaverton, Oreg.**
[**] **Term: 14 Years**
[21] **Appl. No.: 78,584**
[22] **Filed: Oct. 28, 1997**
[51] **LOC (6) Cl. 02-99**
[52] **U.S. Cl. D2/972**
[58] **Field of Search D2/896, 902, 907,
D2/908, 972-974; 36/45, 50.1, 53, 57**

D. 385,693 11/1997 Cass .
D. 385,997 11/1997 Tresser .
D. 386,597 11/1997 Avar .

FOREIGN PATENT DOCUMENTS

10178946 1/1956 Germany .

OTHER PUBLICATIONS

Nike Footwear Catalog, Late Spring 1998, pp. 12 and 66. Published Sep. 1997.
Nike Footwear Catalog, Fall 1997, p. 42. Published Dec. 1996.
Nike Footwear Catalog, Fall 1996, p. 108. Published Dec. 1995.
Nike Footwear Catalog, Holiday 1994, p. 50. Published Mar. 1994.

Primary Examiner—Dominic Simone
Attorney, Agent, or Firm—Banner & Witcoff, Ltd.

[56] **References Cited**

U.S. PATENT DOCUMENTS

D. 298,082 10/1988 Selbiger et al. .
D. 304,519 11/1989 Miller .
D. 307,210 4/1990 Hatfield .
D. 307,663 5/1990 Boucher et al. .
D. 316,624 5/1991 Hatfield et al. .
D. 331,312 12/1992 Close .
D. 347,938 6/1994 Smith .
D. 361,425 8/1995 Backus .
D. 369,897 5/1996 Worthington .
D. 370,554 6/1996 Greene .
D. 377,262 1/1997 Lucas D2/972
D. 380,601 7/1997 Gerber .
D. 381,801 8/1997 Smith .
D. 381,874 8/1997 Kuerbis .
D. 382,993 9/1997 Clegg et al. D2/972
D. 383,297 9/1997 Gray .
D. 383,596 9/1997 Hatfield .
D. 385,095 10/1997 Avar et al. .
D. 385,395 10/1997 Morris .
D. 385,412 10/1997 Teague .


[57] **CLAIM**

The ornamental design for a portion of a shoe upper, as shown and described.

DESCRIPTION

FIG. 1 is a perspective view of a portion of a shoe upper showing my new design;
FIG. 2 is a side elevational view thereof;
FIG. 3 is a front elevational view thereof;
FIG. 4 is a rear elevational view thereof; and,
FIG. 5 is a top plan view thereof.
The broken line showing of the rectangular elements and the remainder of the shoe is for illustrative purposes only and forms no part of the claimed design.

1 Claim, 2 Drawing Sheets



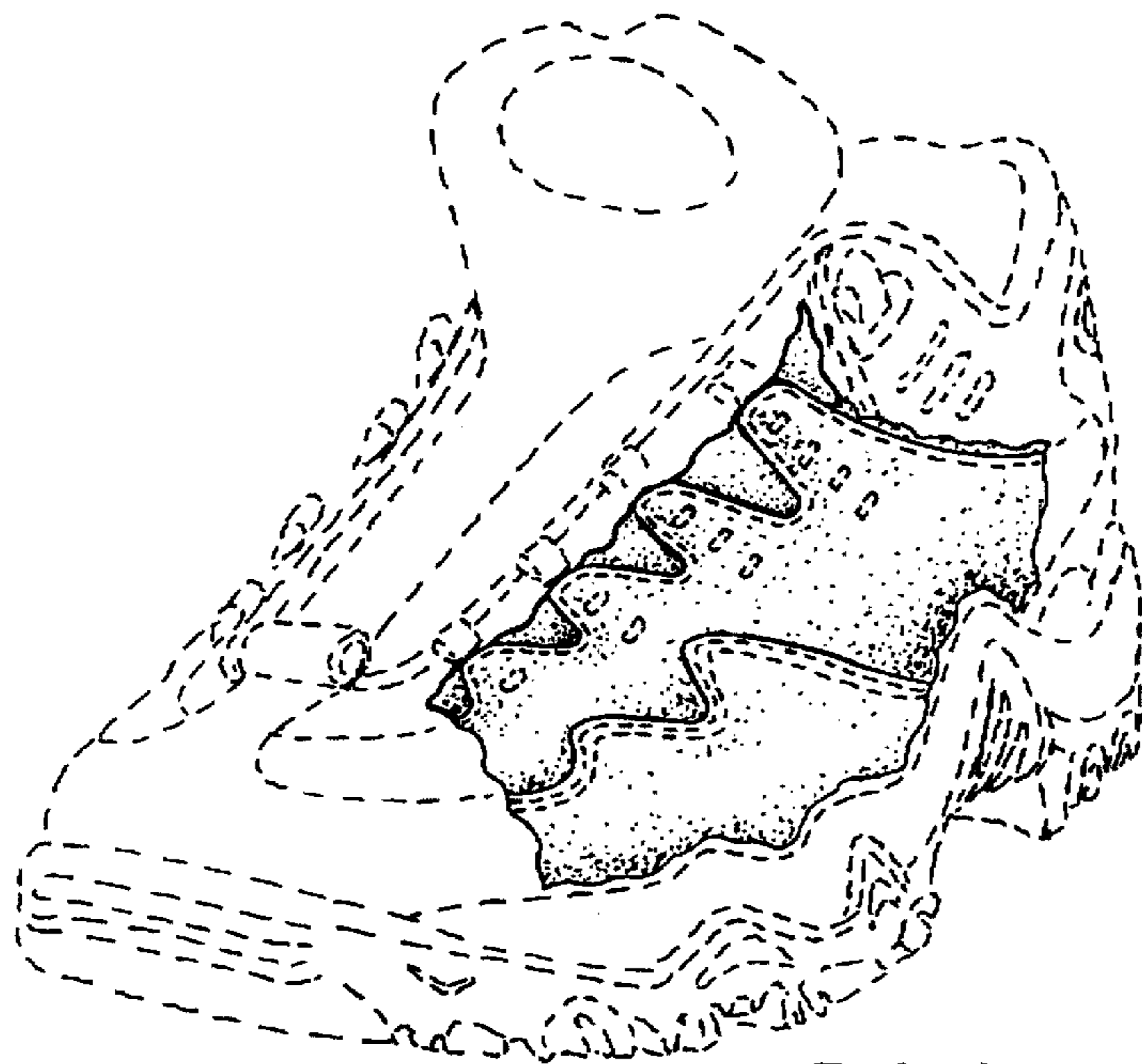


FIG. 1




FIG. 2

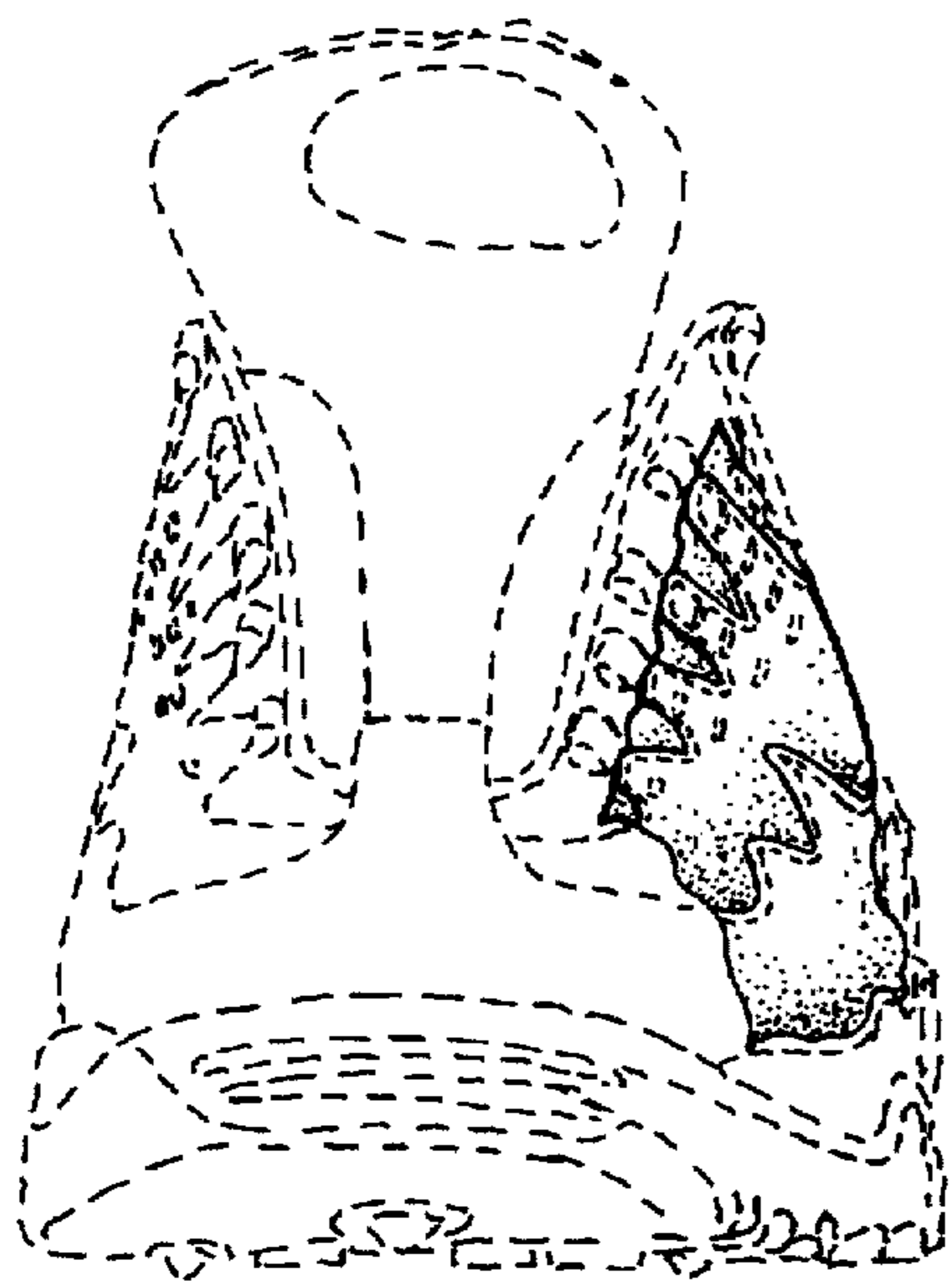


FIG. 3

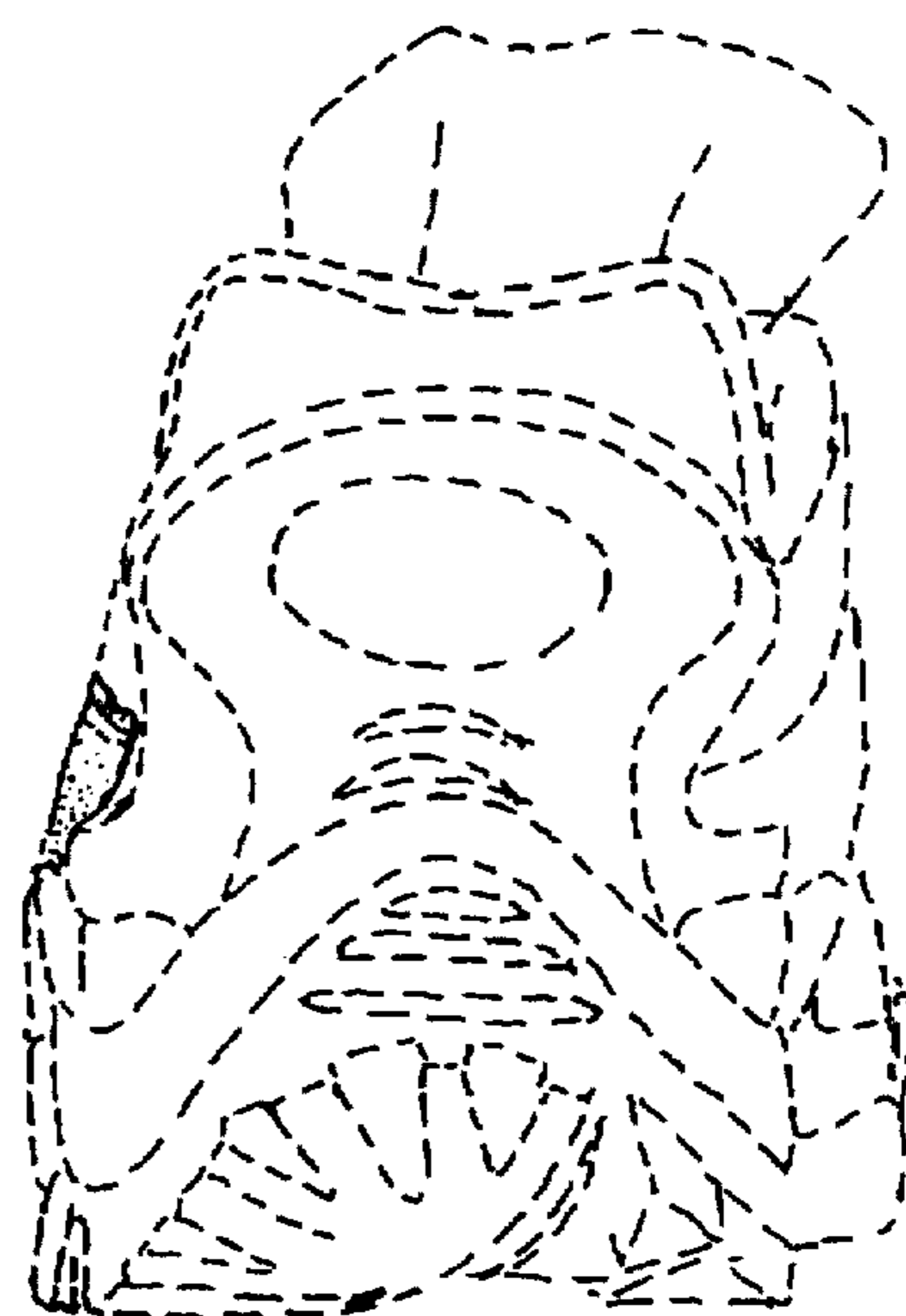


FIG. 4

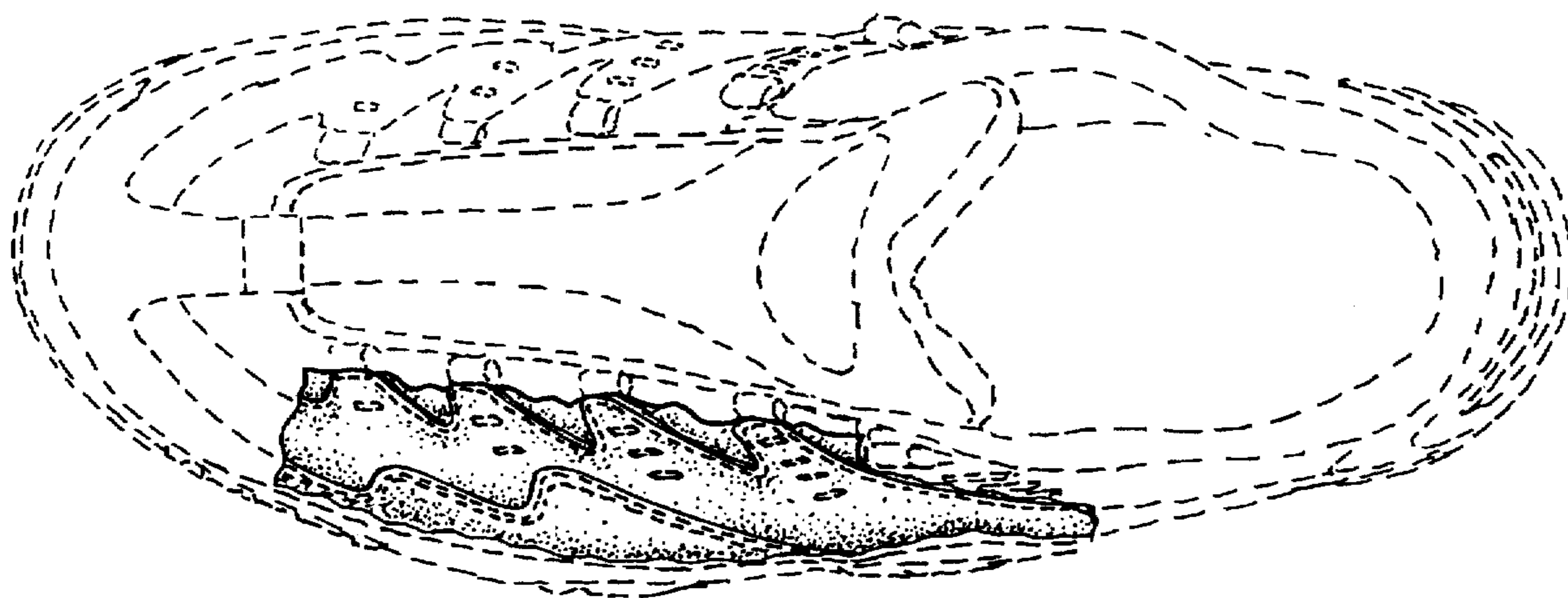


FIG. 5