



US00D395920S

**United States Patent** [19]  
**Kleinpell, II**

[11] **Patent Number:** **Des. 395,920**  
[45] **Date of Patent:** **\*\*Jul. 7, 1998**

[54] **NOVELTY CLIP**

[76] **Inventor:** **Arthur S. Kleinpell, II**, 2565 Kent Ridge Ct., Bloomfield Township, Mich. 48301

[\*\*] **Term:** **14 Years**

[21] **Appl. No.:** **78,712**

[22] **Filed:** **Oct. 31, 1997**

[51] **LOC (6) Cl.** ..... **19-02**

[52] **U.S. Cl.** ..... **D19/65; D19/86; D8/395; D32/62**

[58] **Field of Search** ..... **D8/395; D19/65, D19/86, 90, 91, 99, 100; D9/434, 435; D32/61, 62, 64; 24/67 R, 67.3, 455, 10 R**

[56] **References Cited**

**U.S. PATENT DOCUMENTS**

D. 44,433 8/1913 Clements ..... D19/88 X  
D. 90,930 10/1933 Todd ..... D19/65

D. 159,390 7/1950 Pineda ..... D32/62  
D. 303,216 9/1989 Hoffman et al. .... D9/434  
D. 345,179 3/1994 Carefoot ..... D19/65  
D. 385,188 10/1997 Williams ..... D9/434  
3,911,531 10/1975 Buturuga ..... 24/10 R

*Primary Examiner*—Martie Thompson  
*Attorney, Agent, or Firm*—Thomas P. Mahoney

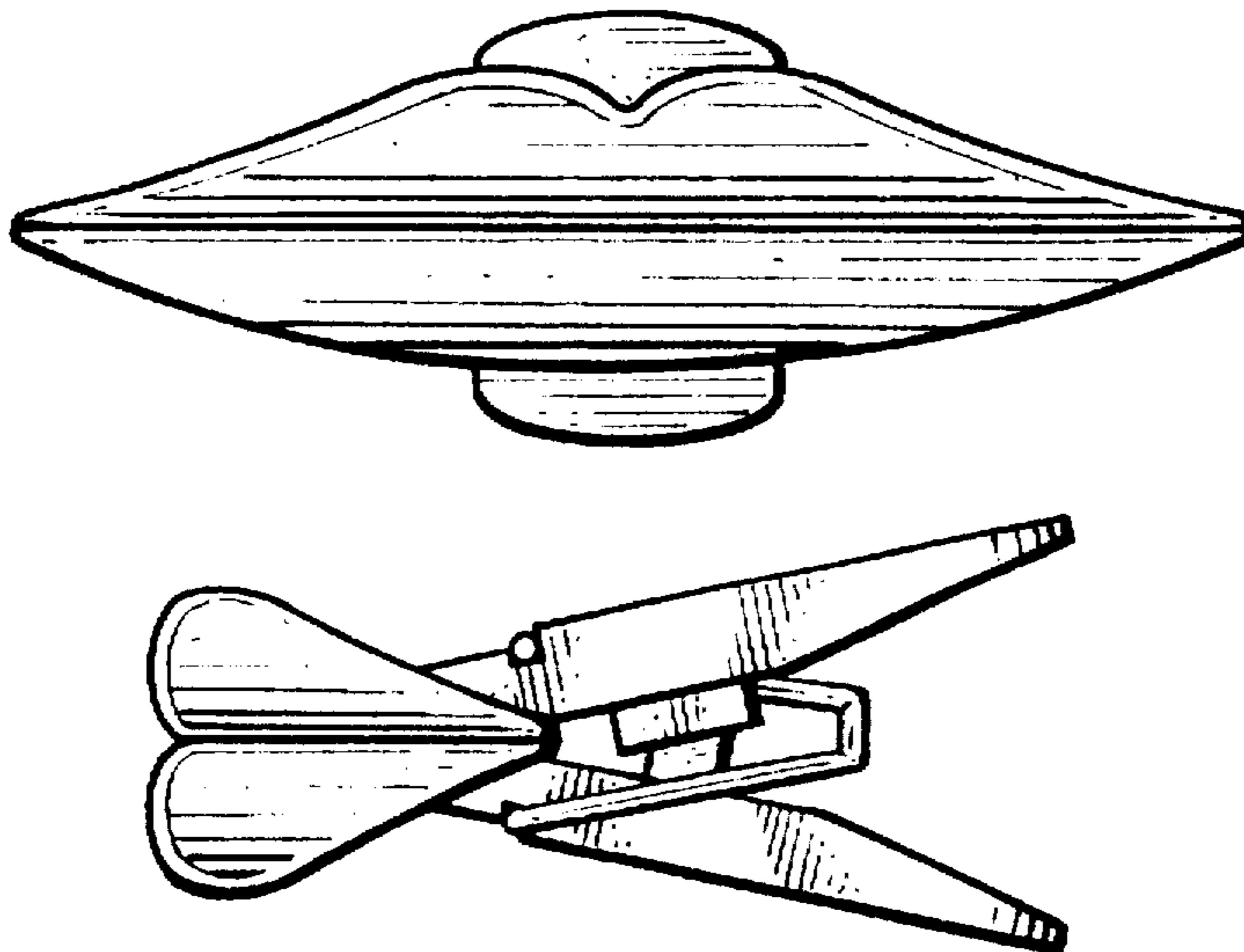
[57] **CLAIM**


The ornamental design for a novelty clip, as shown.

**DESCRIPTION**


FIG. 1 is a front elevational view of the novelty clip of the invention;  
FIG. 2 is a side elevational view of the novelty clip;  
FIG. 3 is a rear elevational view of the novelty clip;  
FIG. 4 is an opposite side elevational view of the novelty clip;  
FIG. 5 is a top plan view of the novelty clip;  
FIG. 6 is a bottom plan view of the novelty clip; and  
FIG. 7 is a view showing the novelty clip in open position.

**1 Claim, 1 Drawing Sheet**

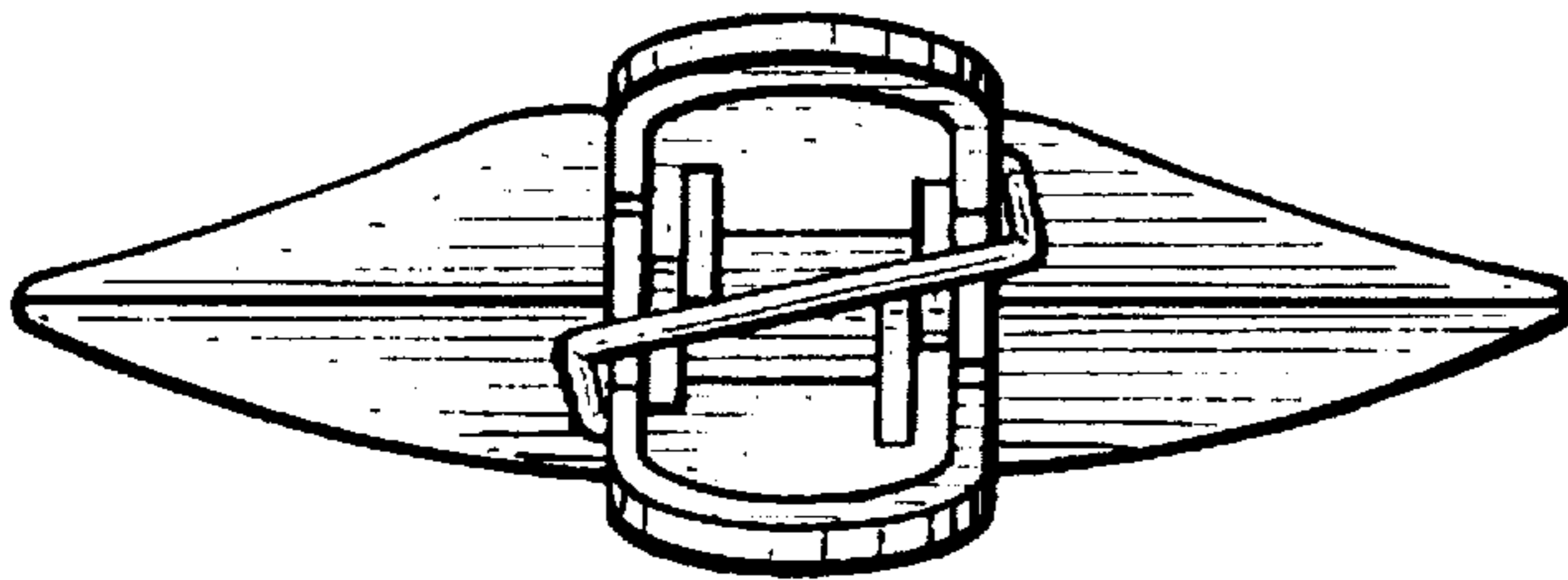




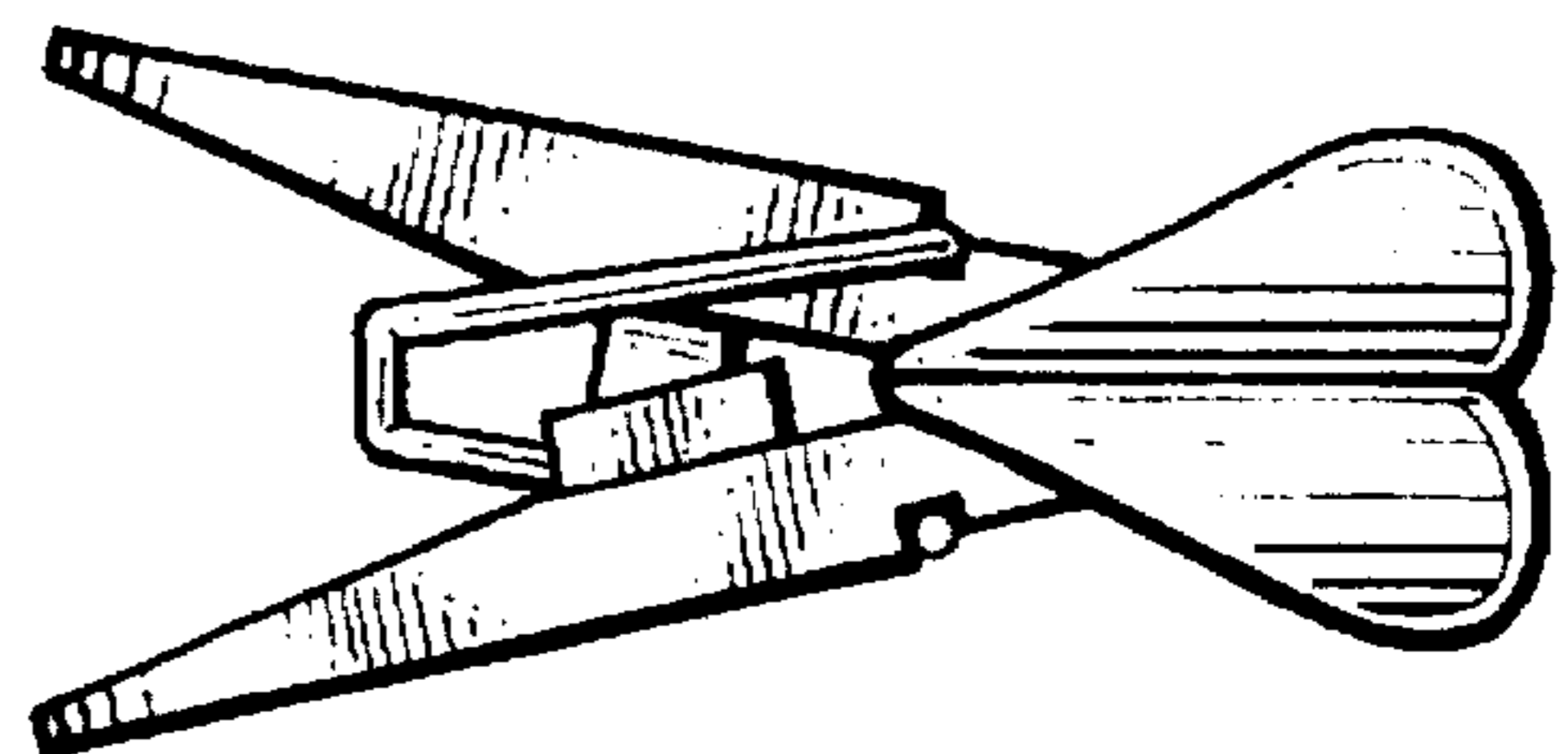
*Fig. 1.*




*Fig. 2.*



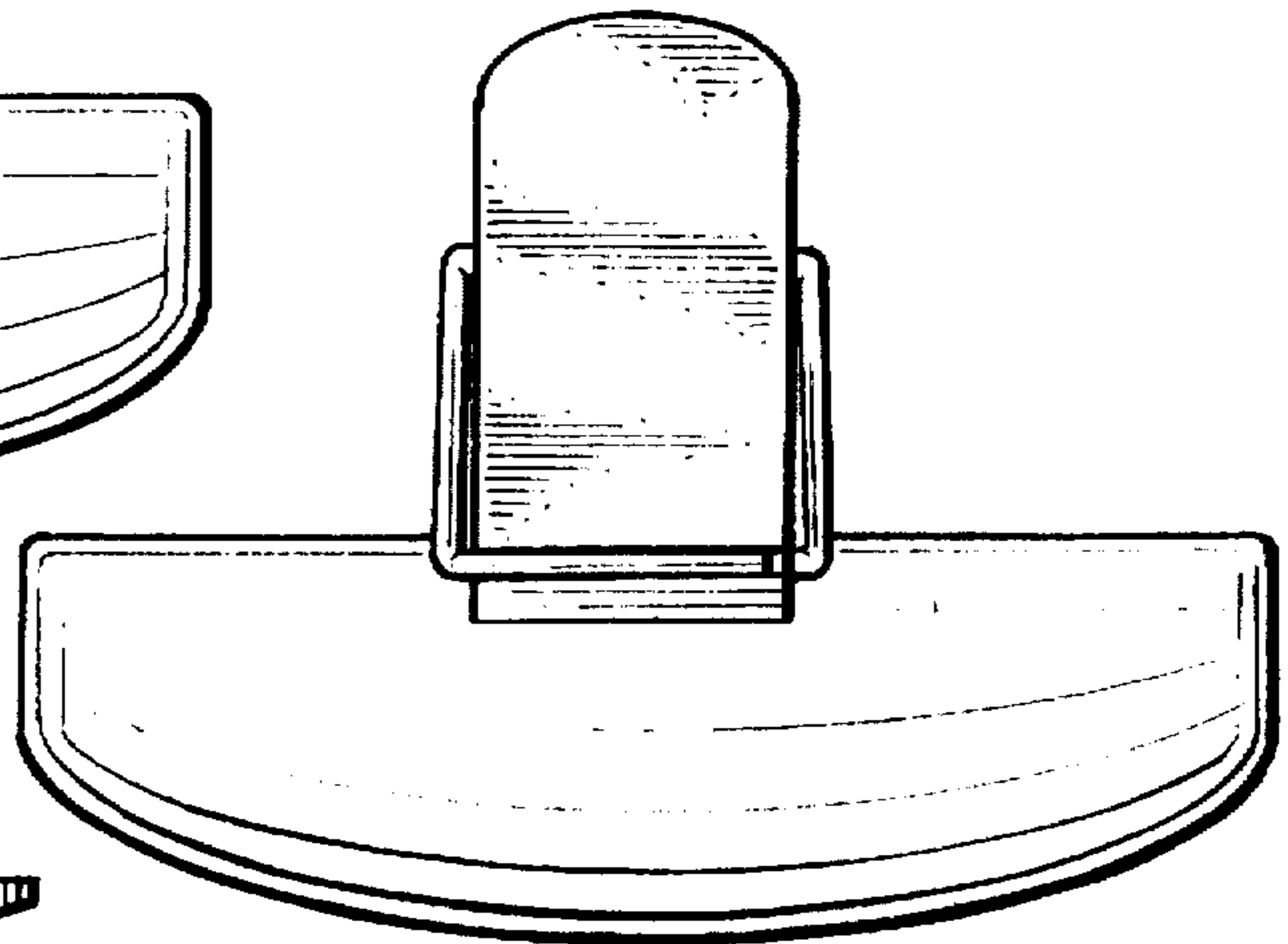
*Fig. 3.*



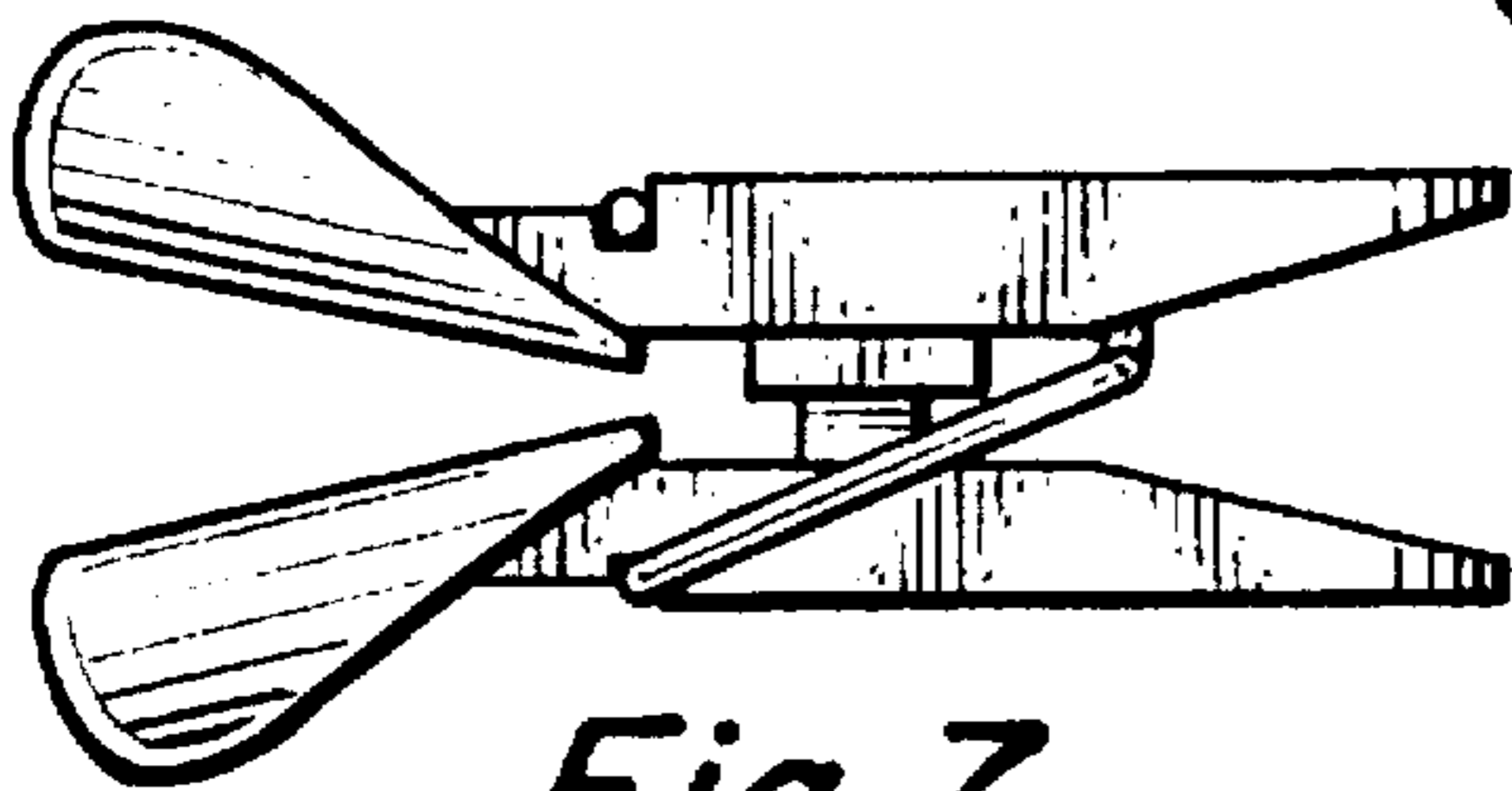
*Fig. 4.*



*Fig. 5.*



*Fig. 6.*



*Fig. 7.*