



US00D395917S

**United States Patent** [19]  
**Rosenbaum**

[11] **Patent Number:** **Des. 395,917**  
[45] **Date of Patent:** **\*\*Jul. 7, 1998**

- [54] **WRITING INSTRUMENT**
- [75] **Inventor:** **Barry Rosenbaum**, West Bloomfield, Mich.
- [73] **Assignee:** **Advanced Watch Company**, Southfield, Mich.
- [\*\*] **Term:** **14 Years**
- [21] **Appl. No.:** **45,884**
- [22] **Filed:** **Nov. 1, 1995**
- [51] **LOC (6) Cl.** ..... **19-06**
- [52] **U.S. Cl.** ..... **D19/49; D19/51**
- [58] **Field of Search** ..... **D19/35, 36, 41-51, D19/53-58, 81-85; 401/99, 100, 104, 209, 243-247**

- D. 323,852 2/1992 Gomez ..... D19/48
- D. 355,441 2/1995 Rosenbaum ..... D19/51
- D. 359,982 7/1995 Rosenbaum ..... D19/49
- D. 359,983 7/1995 Rosenbaum ..... D19/49
- D. 362,019 9/1995 Linderson ..... D19/48

*Primary Examiner*—Martie Thompson  
*Attorney, Agent, or Firm*—Brooks & Kushman P.C.

[57] **CLAIM**

The ornamental design for a writing instrument, as shown.

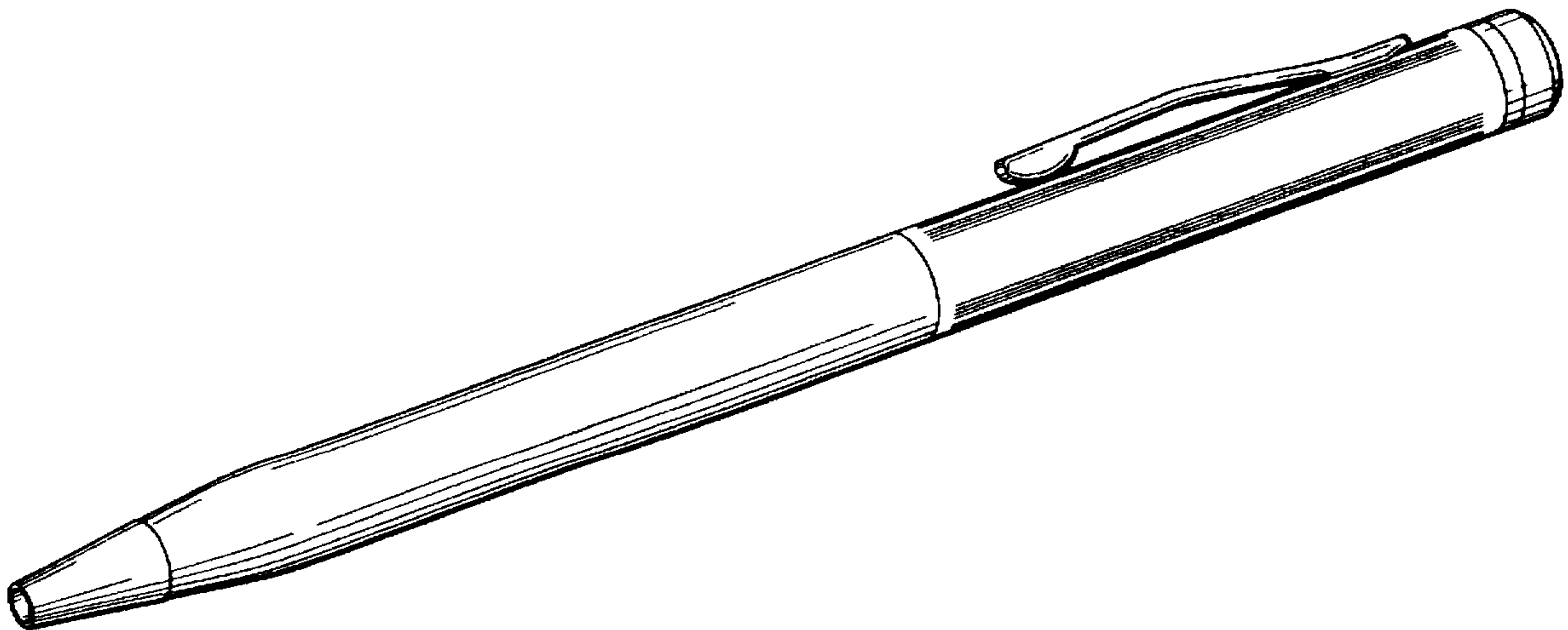
**DESCRIPTION**

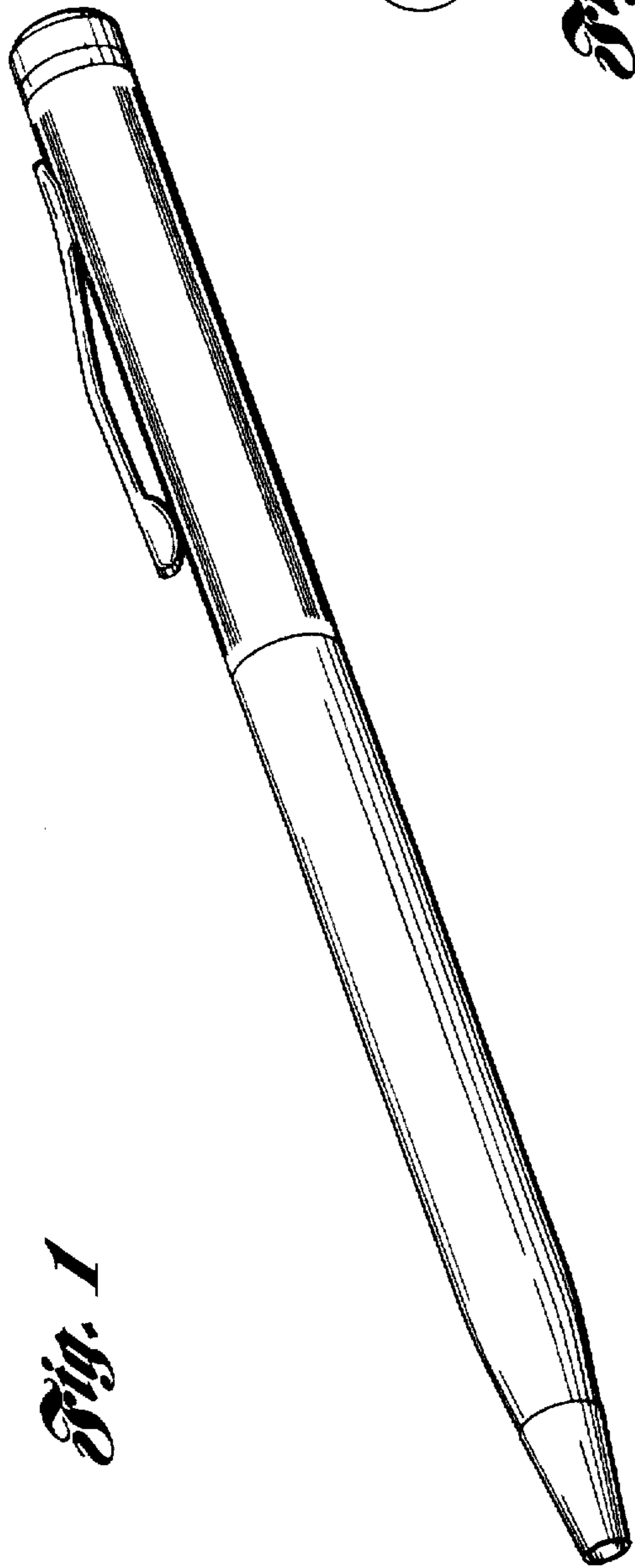
FIG. 1 is a perspective view of the writing instrument of the present invention;  
 FIG. 2 is a front elevational view of the writing instrument of the present invention;  
 FIG. 3 is a rear elevational view of the writing instrument of the present invention;  
 FIG. 4 is a left side elevational view of the writing instrument of the present invention;  
 FIG. 5 is a top view of the writing instrument of the present invention; and,  
 FIG. 6 is a bottom view of the writing instrument of the present invention as shown in FIG. 1.

[56] **References Cited**  
**U.S. PATENT DOCUMENTS**

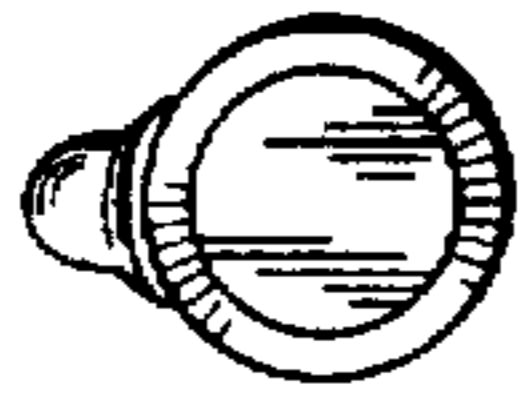
- D. 258,069 1/1981 Malamoud ..... D19/48
- D. 266,258 9/1982 Lockwood et al. .... D19/49
- D. 274,917 7/1984 Hechter ..... D19/51
- D. 275,577 9/1984 Hechter ..... D19/51
- D. 280,420 9/1985 Verhaegue ..... D19/48

**1 Claim, 1 Drawing Sheet**

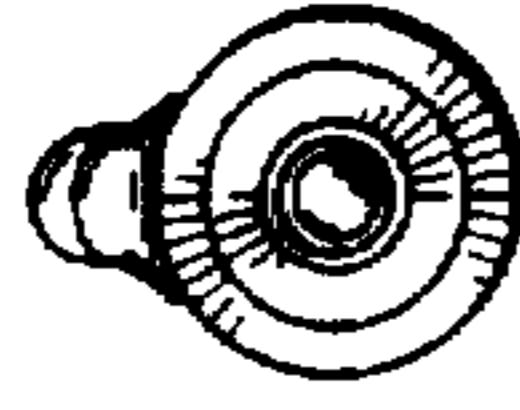





*Fig. 1*




*Fig. 5*




*Fig. 6*



*Fig. 2*



*Fig. 3*



*Fig. 4*