



US00D395898S

# United States Patent [19]

[11] Patent Number: **Des. 395,898**

**Suzuki**

[45] Date of Patent: **\*\*Jul. 7, 1998**

[54] **SHIELD AGAINST ELECTROMAGNETIC WAVES FOR USE ON PORTABLE PHONE**

1,347,710	7/1920	Potter	379/450 X
1,578,165	3/1926	Mullen	379/452
3,001,033	9/1961	Rosenblum	379/452

[76] Inventor: **Tatsuya Suzuki**, 29-7, Kami-Ikedai 4-Chome, Ohta-ku, Tokyo, Japan

### FOREIGN PATENT DOCUMENTS

[\*\*] Term: **14 Years**

326399	10/1903	France	379/439
1186020	8/1959	France	379/452
466372	1/1969	Switzerland	379/452

[21] Appl. No.: **67,075**

[22] Filed: **Feb. 25, 1997**

*Primary Examiner*—Jeffrey Asch  
*Attorney, Agent, or Firm*—McAulay Fisher Nissen Goldberg & Kiel, LLP

### [30] Foreign Application Priority Data

### [57] CLAIM

Aug. 30, 1996 [JP] Japan ..... 25648

The ornamental design for a shield against electromagnetic waves for use on portable phone, as shown and described.

[51] LOC (6) Cl. .... **14-03**

[52] U.S. Cl. .... **D14/249; D14/219; D14/250**

### DESCRIPTION

[58] Field of Search ..... D29/112; D14/205, D14/206, 219, 223, 140, 240, 137, 138, 249, 250; 379/430, 433, 447, 451, 452, 437, 439, 441, 442; 455/550, 575, 90

FIG. 1 is a top view of the shield against electromagnetic waves for use on a portable phone, the bottom view being a mirror thereof showing my new design;

### [56] References Cited

#### U.S. PATENT DOCUMENTS

D. 185,520	6/1959	Van Den Berg	D14/249
D. 307,753	5/1990	Oliver	D14/249
D. 337,581	7/1993	Soren et al.	D14/138
D. 355,183	2/1995	Ino et al.	D14/138
D. 356,089	3/1995	Hedaya	D14/219
D. 380,477	7/1997	Williams et al.	D14/250
757,850	4/1904	Thompson	379/452
1,140,996	5/1915	Miller	379/452


FIG. 2 is a right side view thereof, the left side view being a mirror image thereof;

FIG. 3 is a front view thereof, the rear view being a mirror image thereof; and,

FIG. 4 is a perspective view showing the shield against electromagnetic waves as mounted over a speaker on a portable phone, shown in phantom.

The broken line showings of FIG. 4 are for illustrative purposes only and forms no part of the claimed design.

**1 Claim, 2 Drawing Sheets**



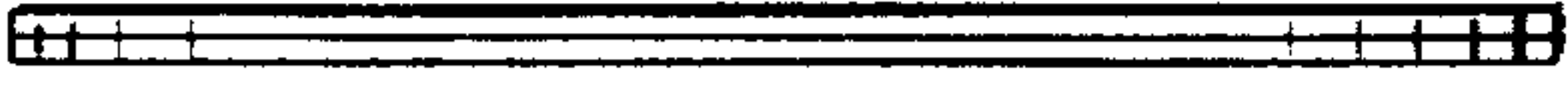


FIG. 2

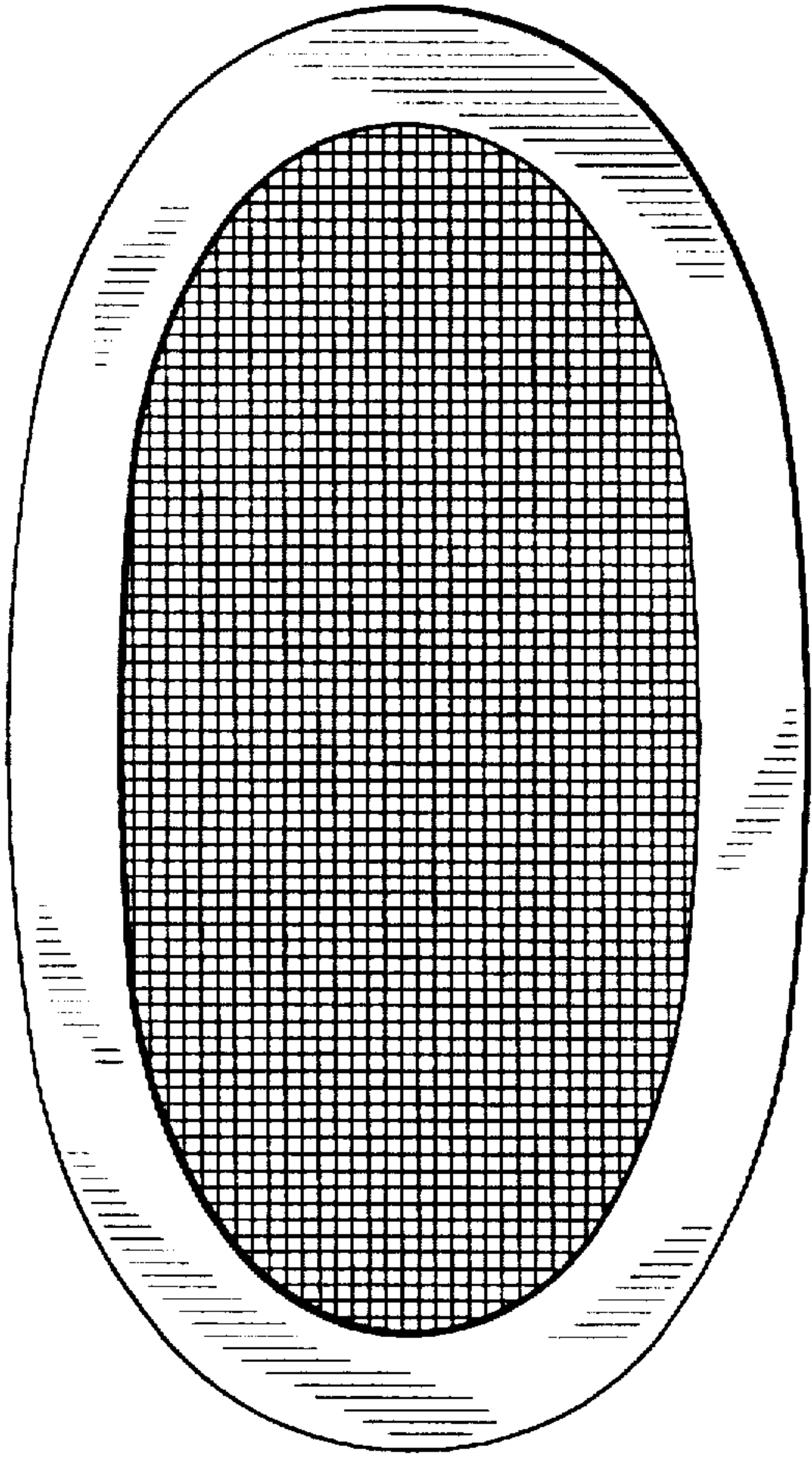


FIG. 1



FIG. 3

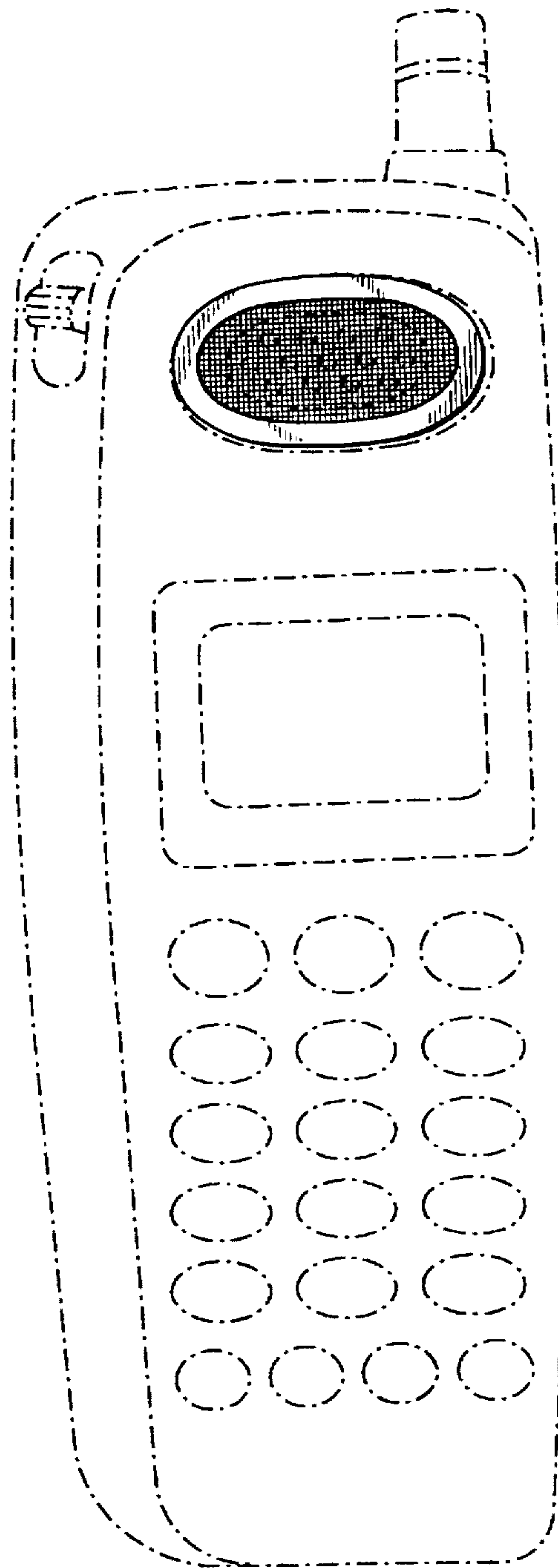


FIG. 4