



US00D395885S

# United States Patent [19]

Hough et al.

[11] Patent Number: **Des. 395,885**

[45] Date of Patent: **\*\*Jul. 7, 1998**

[54] **STEREO MONITOR RECEIVER**

[75] Inventors: **Jack Brian Hough**, Chicago; **Stuart P. Bauman**, Skokie, both of Ill.

[73] Assignee: **Shure Brothers Incorporated**, Evanston, Ill.

[\*\*] Term: **14 Years**

[21] Appl. No.: **66,724**

[22] Filed: **Feb. 18, 1997**

[51] LOC (6) Cl. .... **14-03**

[52] U.S. Cl. .... **D14/188**

[58] Field of Search ..... D14/168, 188, D14/191-198, 206, 225-229, 299; 181/158, 242; 381/91, 122, 168, 169; 455/344, 347, 350, 351

[56] **References Cited**

**U.S. PATENT DOCUMENTS**

D. 212,363 10/1968 Noyes ..... D14/225

D. 273,010 3/1984 Hamada et al. .... D14/198  
D. 302,157 7/1989 Vories ..... D14/188 X  
D. 349,901 8/1994 Smith ..... D14/168  
D. 369,166 4/1996 Jones ..... D14/191

*Primary Examiner*—Sandra L. Morris  
*Assistant Examiner*—Nanda Bondade  
*Attorney, Agent, or Firm*—Banner & Witcoff, Ltd.

[57] **CLAIM**

The ornamental design for a stereo monitor receiver, as shown and described.

**DESCRIPTION**

FIG. 1 is a top plan view of a stereo monitor receiver, showing our new design;  
FIG. 2 is a right side view thereof;  
FIG. 3 is a left side view thereof;  
FIG. 4 is a bottom plan view thereof;  
FIG. 5 is a front view thereof; and,  
FIG. 6 is a rear view thereof.

**1 Claim, 2 Drawing Sheets**

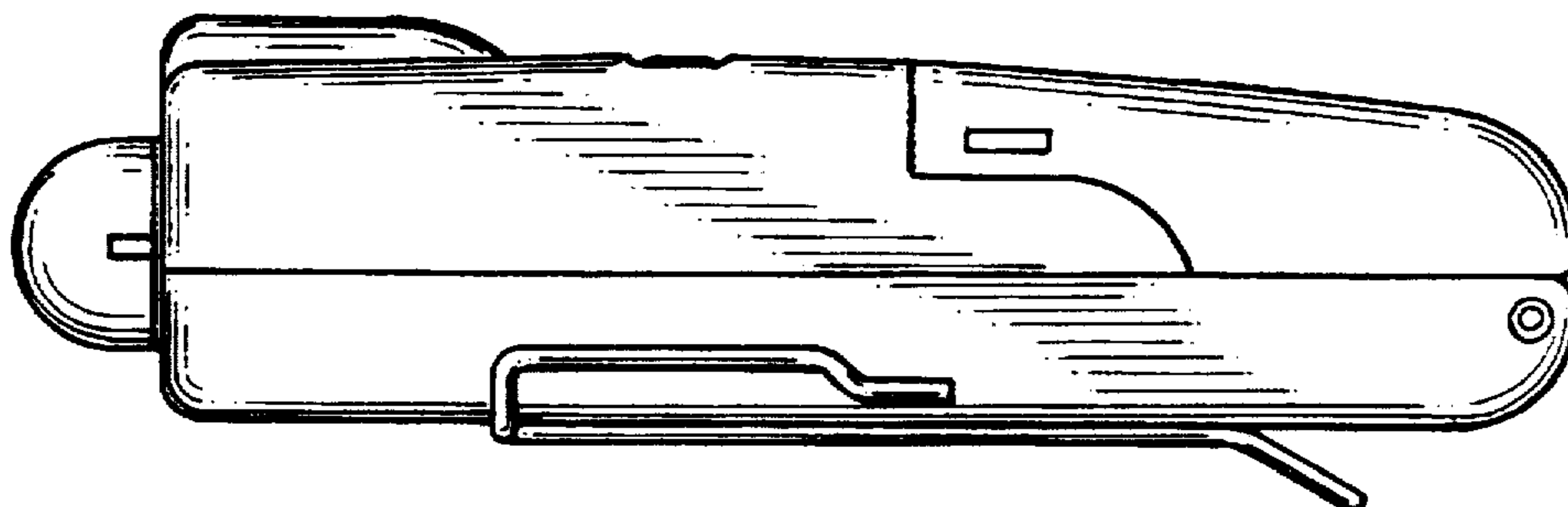
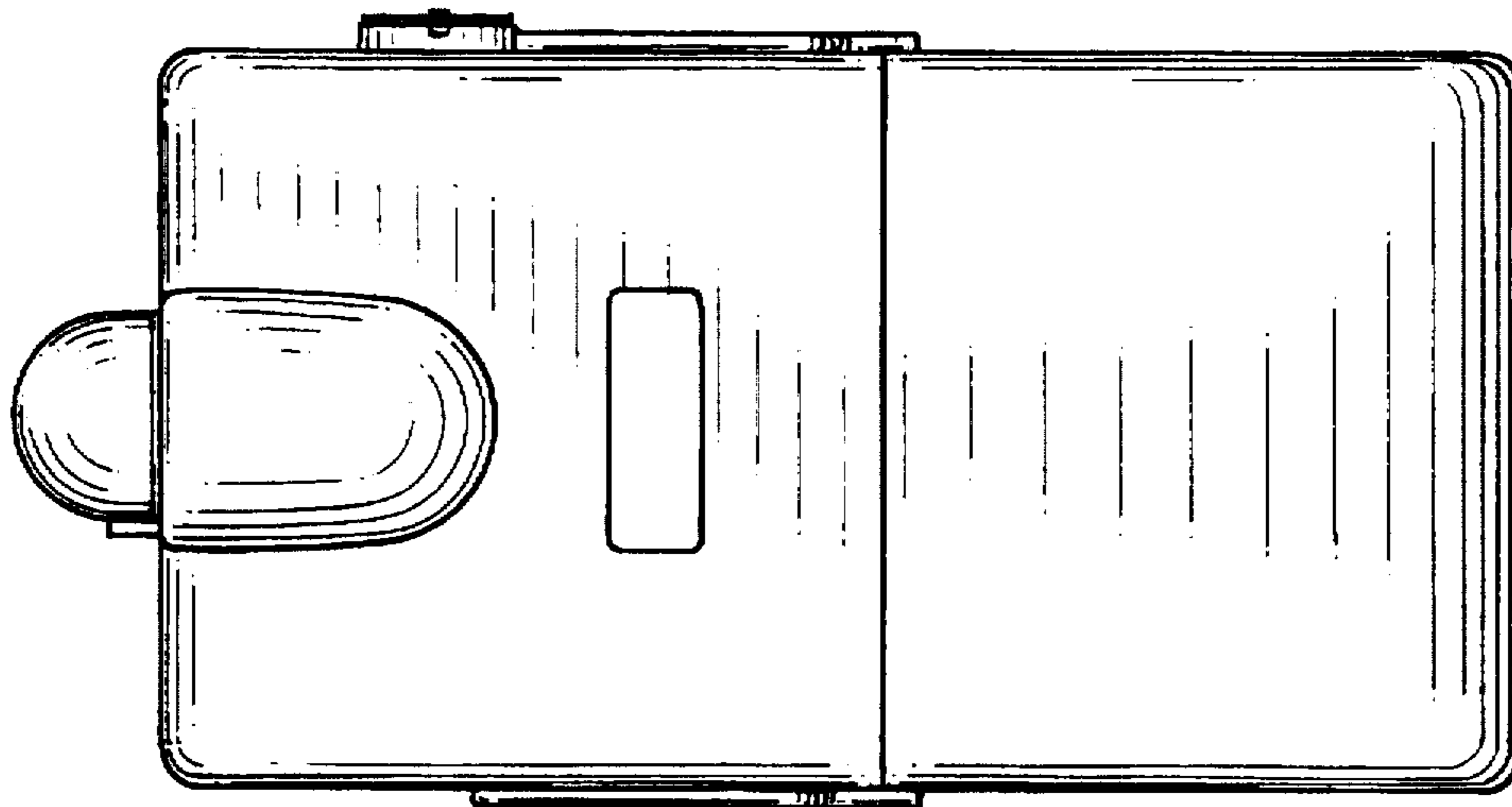


FIG. 1

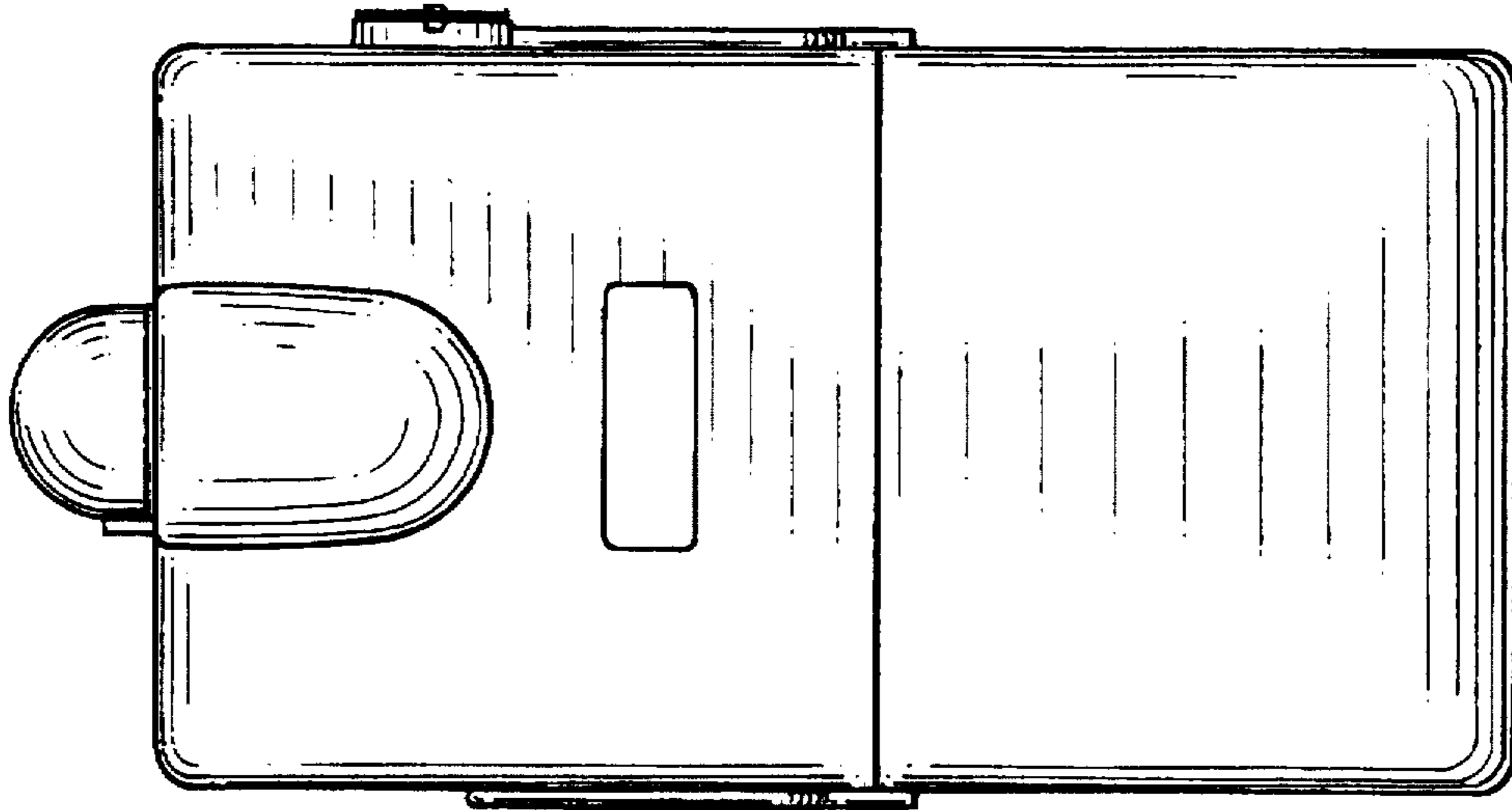


FIG. 2

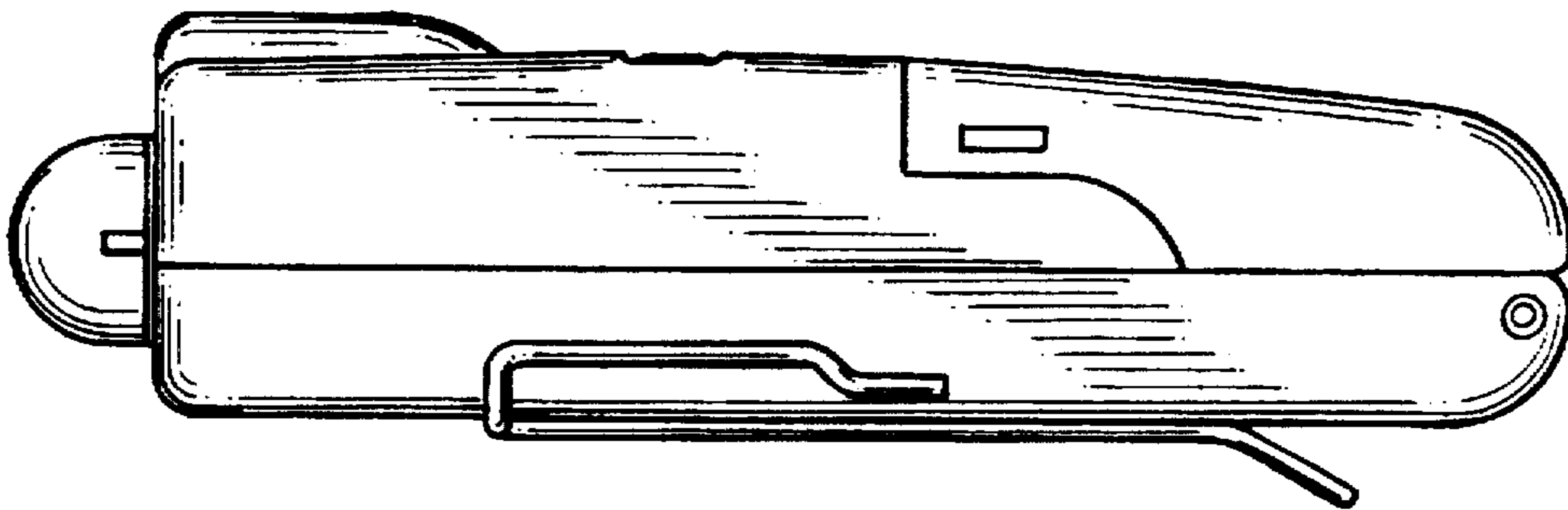


FIG. 3

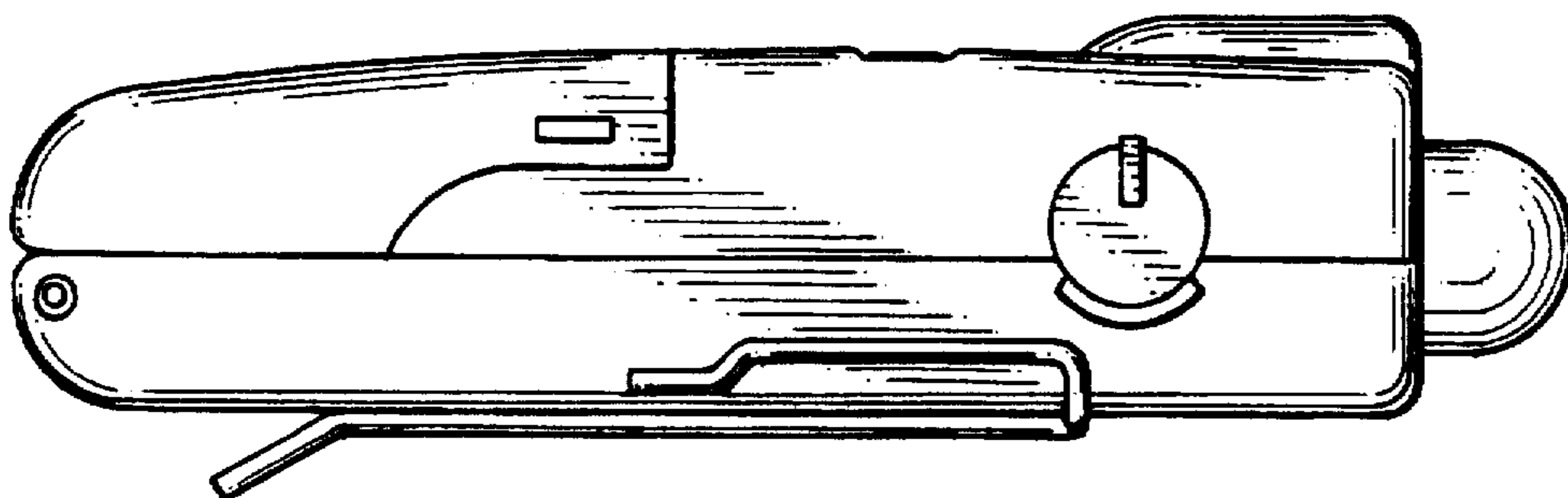


FIG. 4




FIG. 5




FIG. 6

