

US00D395875S

United States Patent [19]

Aiken et al.

[11] Patent Number: **Des. 395,875**

[45] Date of Patent: ****Jul. 7, 1998**

[54] **STYLUS**

[75] Inventors: **Christopher Aiken**, Oak Creek, Wis.;
Robert Stinauer, Arlington Heights;
Daryl Harris, Evanston, both of Ill.

[73] Assignee: **Motorola, Inc.**, Schaumburg, Ill.

[**] Term: **14 Years**

[21] Appl. No.: **68,174**

[22] Filed: **Mar. 13, 1997**

[51] LOC (6) Cl. **14-02**

[52] U.S. Cl. **D14/114; D19/51; D19/41**

[58] Field of Search **D19/35, 36, 41-49,
D19/50, 51, 53-58, 81-85; D14/114, 116;
178/18; 345/157, 166, 179, 180; 401/99,
209**

[56] **References Cited**

U.S. PATENT DOCUMENTS

D. 119,263 3/1940 Harris D19/49

D. 294,263	2/1988	Rodgers et al.	D14/114
D. 322,250	12/1991	Valls et al.	D14/114
D. 327,476	6/1992	Valls et al.	D14/114
D. 356,306	3/1995	Ady et al.	D14/114
4,184,044	1/1980	Zwerenz	178/18
4,707,571	11/1987	Clements et al.	178/18
5,296,838	3/1994	Suzuki	345/157

Primary Examiner—Martie Thompson
Attorney, Agent, or Firm—Randall S. Vaas

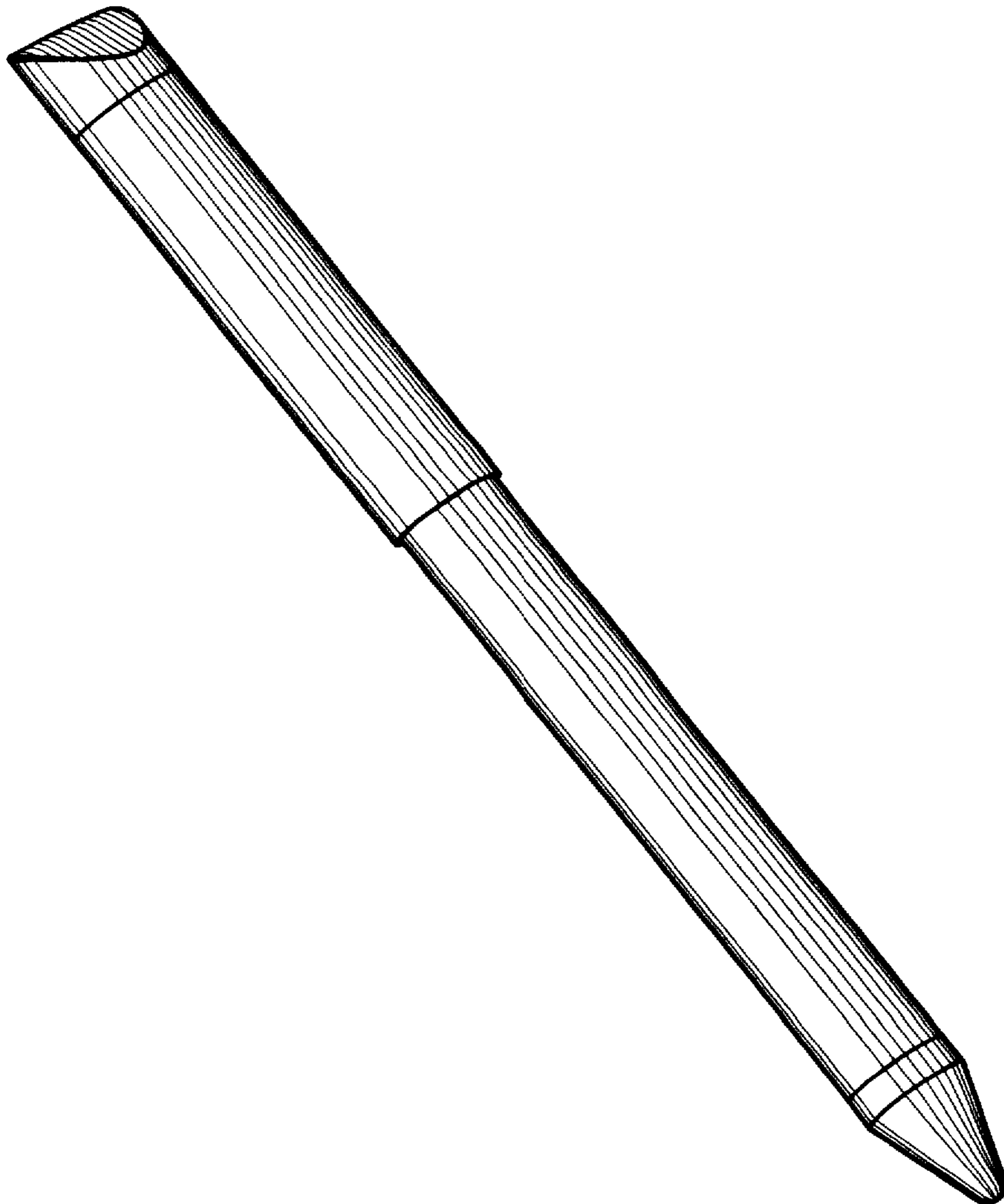
[57] **CLAIM**

The ornamental design for a stylus, as shown and described.

DESCRIPTION

FIG. 1 is a front, bottom, and right side perspective view showing our new design for a stylus;
FIG. 2 is a top plan view thereof;
FIG. 3 is a bottom plan view thereof;
FIG. 4 is a rear elevation thereof; and,
FIG. 5 is a left side elevation view thereof.

1 Claim, 2 Drawing Sheets



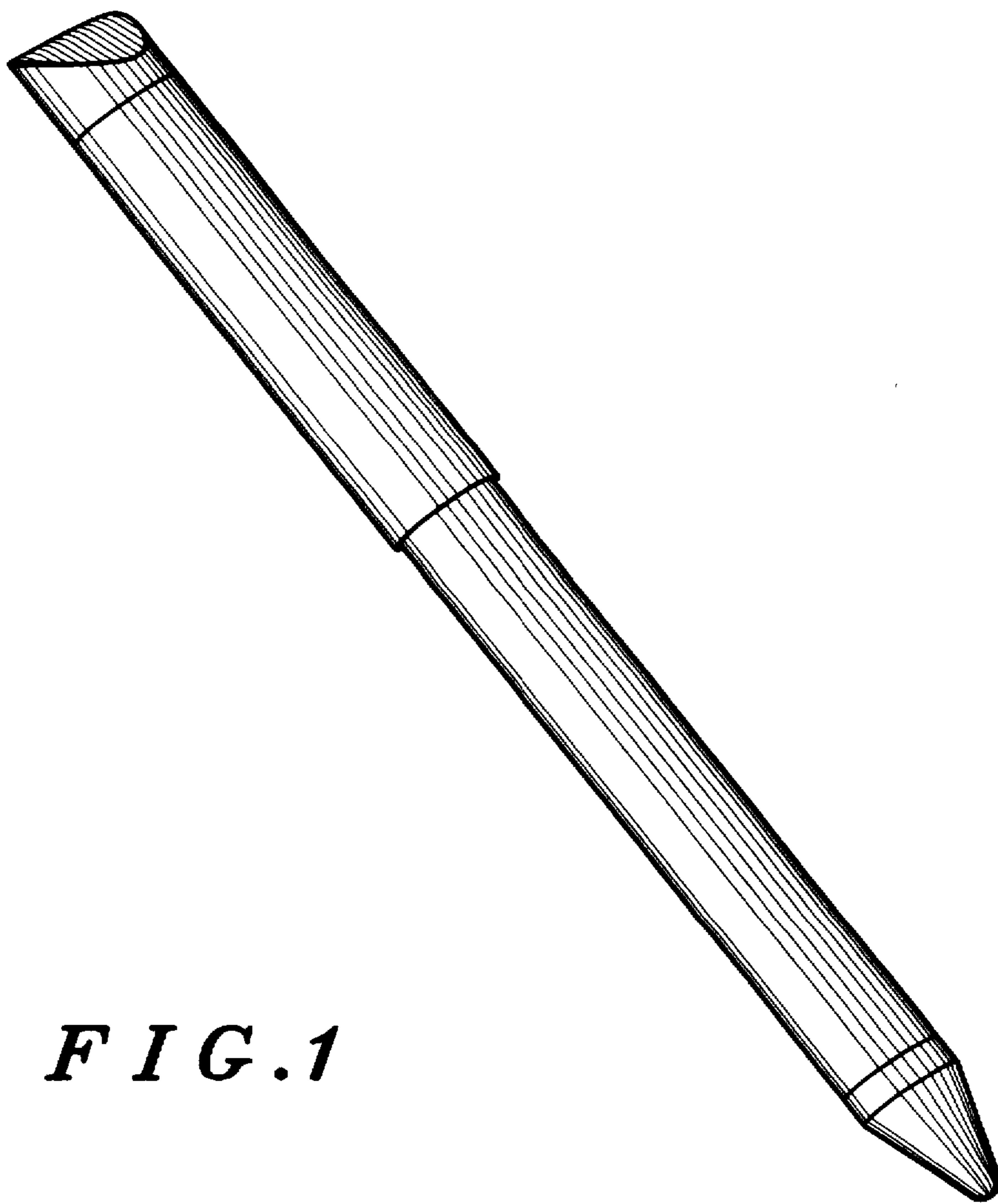


FIG. 1



FIG. 2



FIG. 3




FIG. 4

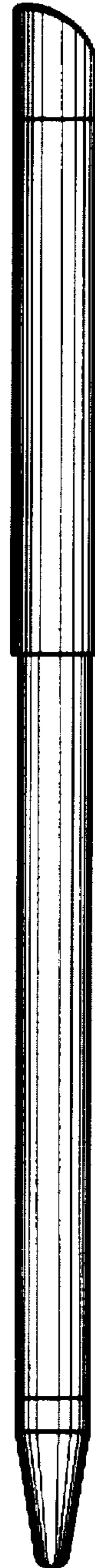


FIG. 5