



US00D395873S

**United States Patent** [19]  
**Yokoyama et al.**

[11] **Patent Number: Des. 395,873**  
[45] **Date of Patent: \*\*Jul. 7, 1998**

[54] **DISK DRIVE**

D. 365,338 12/1995 Kabasawa et al. .... D14/109  
5,253,129 10/1993 Blackborow et al. .... D14/109 X

[75] Inventors: **Noriaki Yokoyama; Miho Fujii**, both of Ehime, Japan

**OTHER PUBLICATIONS**

Maxell's "zip" drive and disk, from as early as Oct. 7, 1996.

[73] Assignee: **Matsushita Electric Industrial Co., Ltd.**, Japan

*Primary Examiner*—Freda Nunn  
*Attorney, Agent, or Firm*—Saidman DesignLaw Group

[\*\*] Term: **14 Years**

[21] Appl. No.: **68,547**

[57] **CLAIM**

The ornamental design for a disk drive, as shown.

[22] Filed: **Mar. 20, 1997**

[30] **Foreign Application Priority Data**

**DESCRIPTION**

Oct. 7, 1996 [JP] Japan ..... 8-30118

FIG. 1 is a top front and side perspective view of a disk drive showing our new design;

[51] **LOC (6) Cl.** ..... **14-02**

FIG. 2 is a front elevational view thereof;

[52] **U.S. Cl.** ..... **D14/109**

FIG. 3 is a right side elevational view thereof;

[58] **Field of Search** ..... D14/100, 102, D14/107-109; D13/162, 184, 199; D6/432, 436, 445, 448; 312/208.1; 360/99.12; 361/690-695

FIG. 4 is a top plan view thereof;

FIG. 5 is a left side elevational view thereof;

FIG. 6 is a rear elevational view thereof; and,

FIG. 7 is a bottom plan view thereof.

[56] **References Cited**

**U.S. PATENT DOCUMENTS**

D. 332,445 1/1993 Lin ..... D14/109

**1 Claim, 3 Drawing Sheets**




FIG. 1




FIG. 2

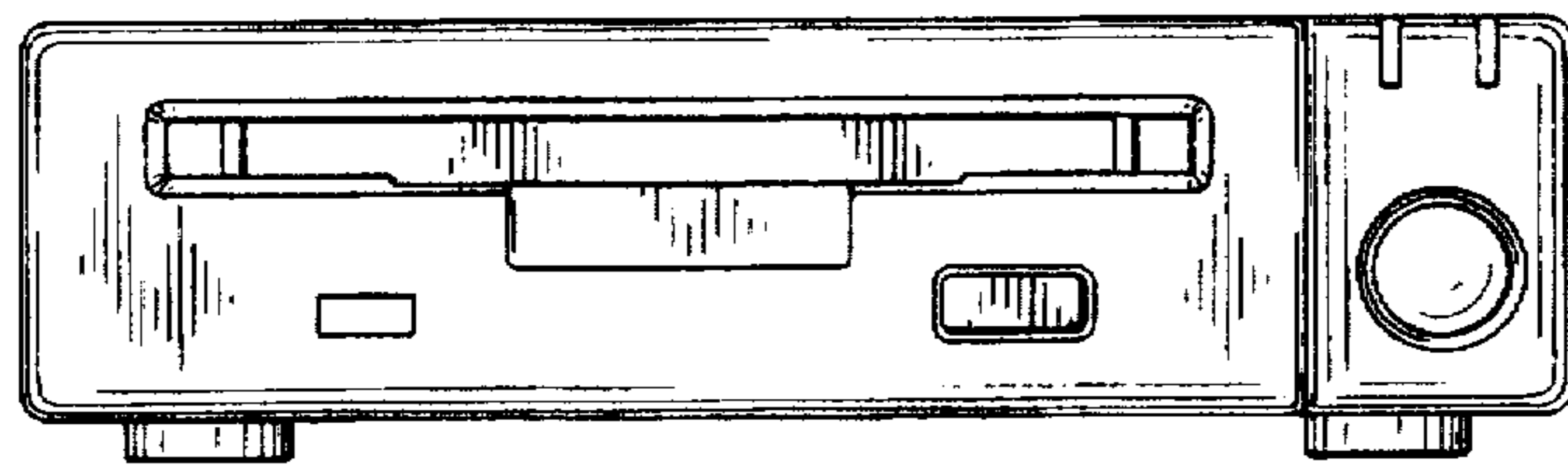


FIG. 3

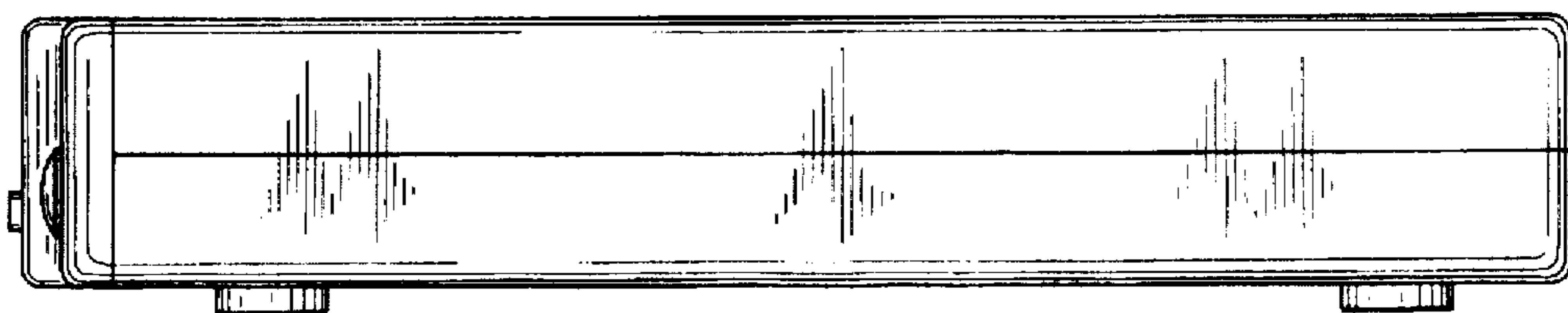


FIG. 4

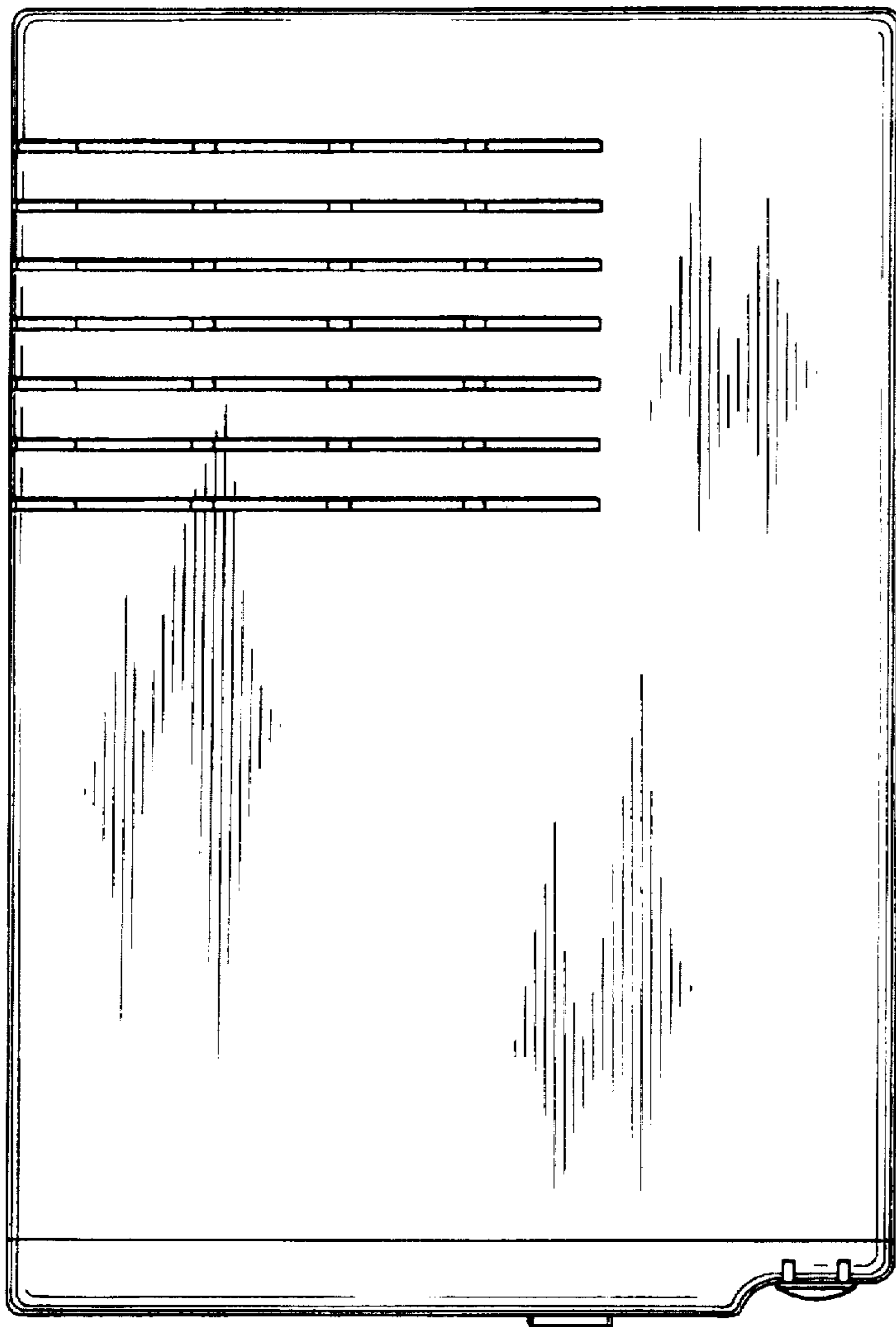


FIG. 5

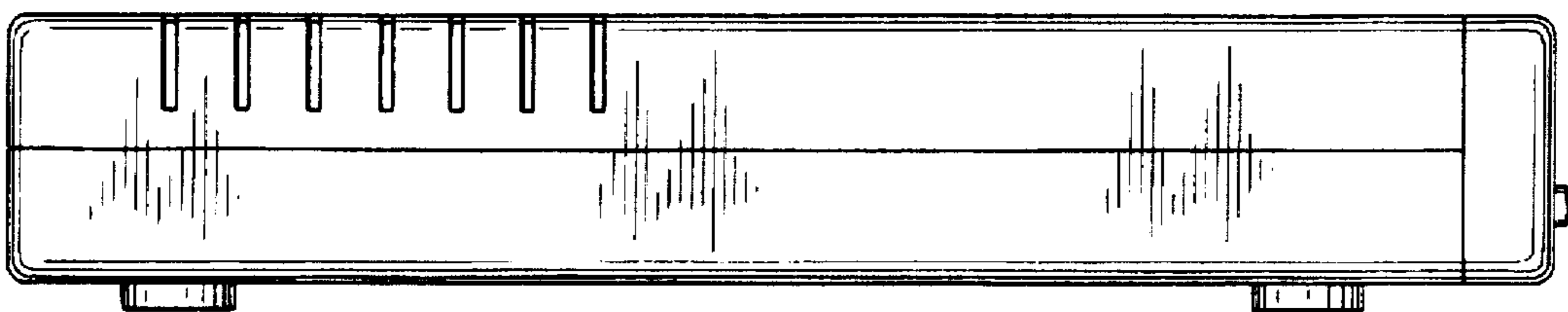


FIG. 6




FIG. 7

