



US00D395843S

United States Patent [19]
D'Ambrosio

[11] **Patent Number:** **Des. 395,843**
[45] **Date of Patent:** ****Jul. 7, 1998**

[54] **JEWELRY CHARM**

[76] Inventor: **Michael D'Ambrosio**, 71 Bayside Pl.,
S. Amityville, N.Y. 11701

[**] Term: **14 Years**

[21] Appl. No.: **74,234**

[22] Filed: **Jul. 29, 1997**

[51] **LOC (6) Cl.** **11-01**

[52] **U.S. Cl.** **D11/83**

[58] **Field of Search** D11/1-2, 44, 48,
D11/49, 53, 81-83, 99-101, 105, 125; 63/1.1,
2, 18-20; D3/211

[56] **References Cited**

U.S. PATENT DOCUMENTS

D. 89,953	5/1933	Goldman	D11/83
D. 145,667	10/1946	Katz	D11/44
D. 147,951	11/1947	Boucher	D11/44
D. 246,961	1/1978	Buchanan	D11/83
D. 260,086	8/1981	Lambert	D11/53
D. 267,790	2/1983	Eddinger	D11/83

Primary Examiner—Ralf Seifert

Attorney, Agent, or Firm—Collard & Roe, P.C.

[57] **CLAIM**

The ornamental design for a jewelry charm, as shown and described.

DESCRIPTION

FIG. 1 is a front elevational view of a jewelry charm showing my new design;

FIG. 2 is a side elevational view;

FIG. 3 is a top plan view;

FIG. 4 is a bottom plan view;

FIG. 5 is a perspective view;

FIG. 6 is a front elevational view of a jewelry charm showing a second embodiment of my new design;

FIG. 7 is a front elevational view of a jewelry charm showing a third embodiment of my new design;

FIG. 8 is a front elevational view of a jewelry charm showing a fourth embodiment of my new design;


FIG. 9 is a front elevational view of a jewelry charm showing a fifth embodiment of my design;

FIG. 10 is a front elevational view of a jewelry charm showing a sixth embodiment of my new design; and,

FIG. 11 is a front elevational view of a jewelry charm showing a seventh embodiment of my new design.

It being understood that the sides to FIGS. 6 through 11 that are not included in the drawing disclosure are like those of the FIGS. 1-5 except for the position of the limbs.

1 Claim, 3 Drawing Sheets






Fig. 1



Fig. 2

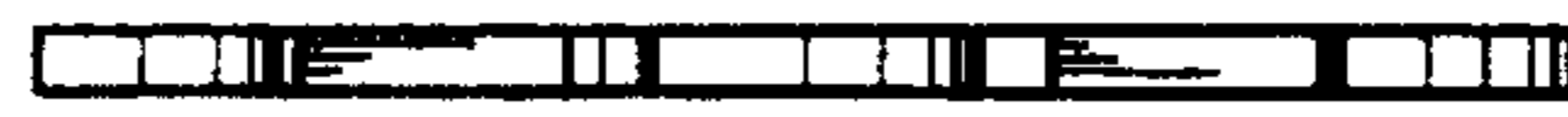


Fig. 3



Fig. 4

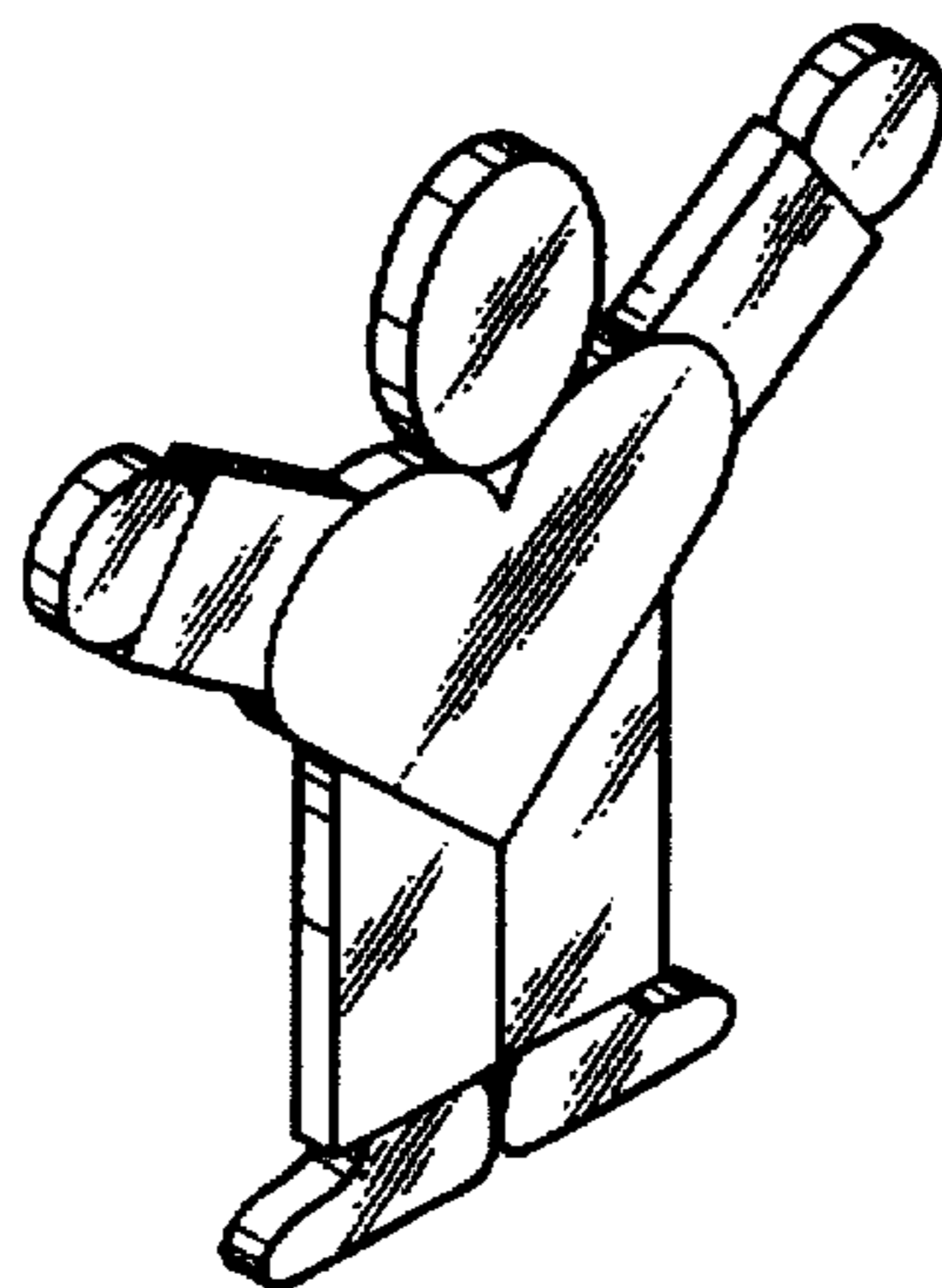


Fig. 5

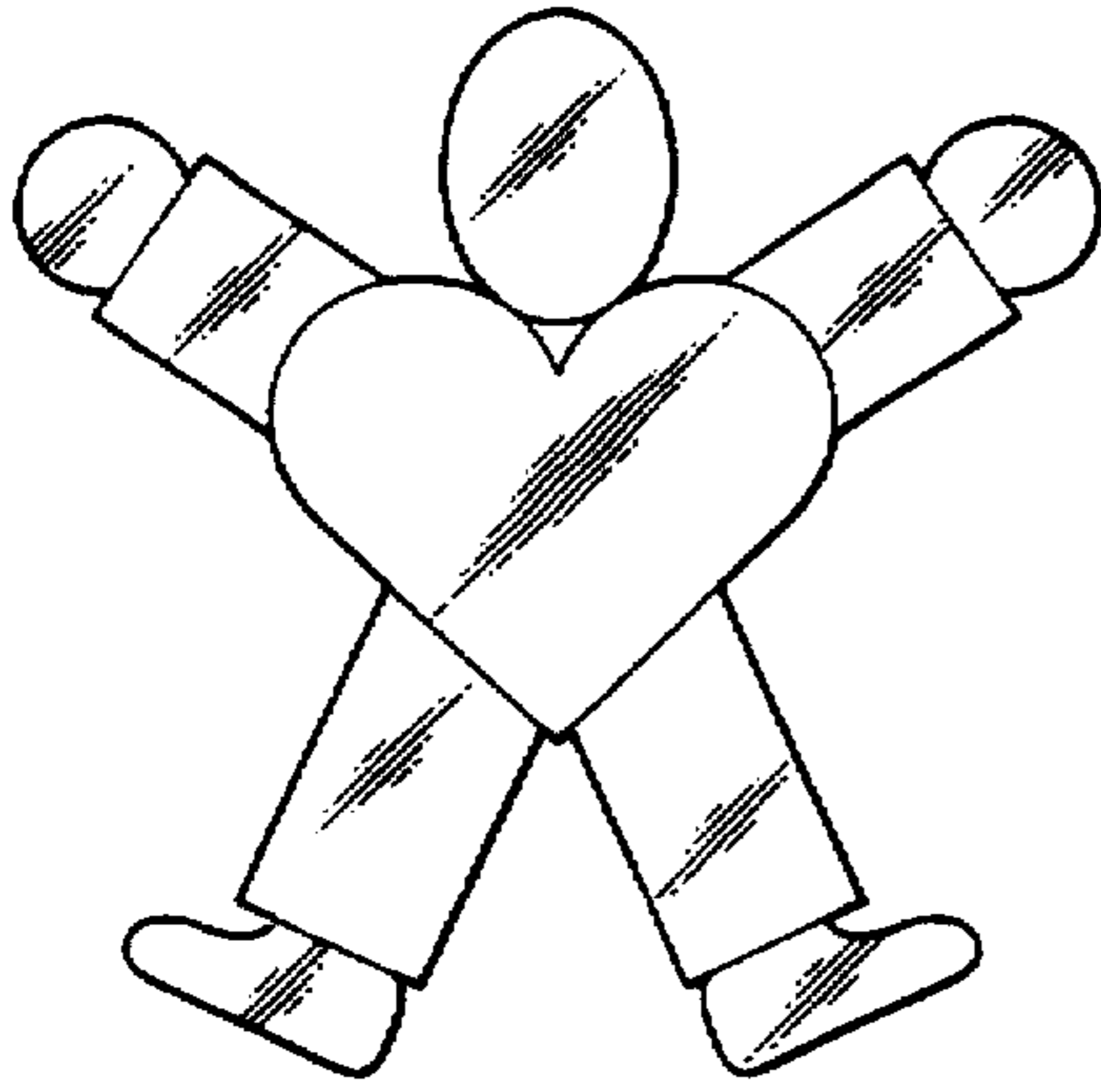


Fig. 6




Fig. 7




Fig. 8




Fig. 9

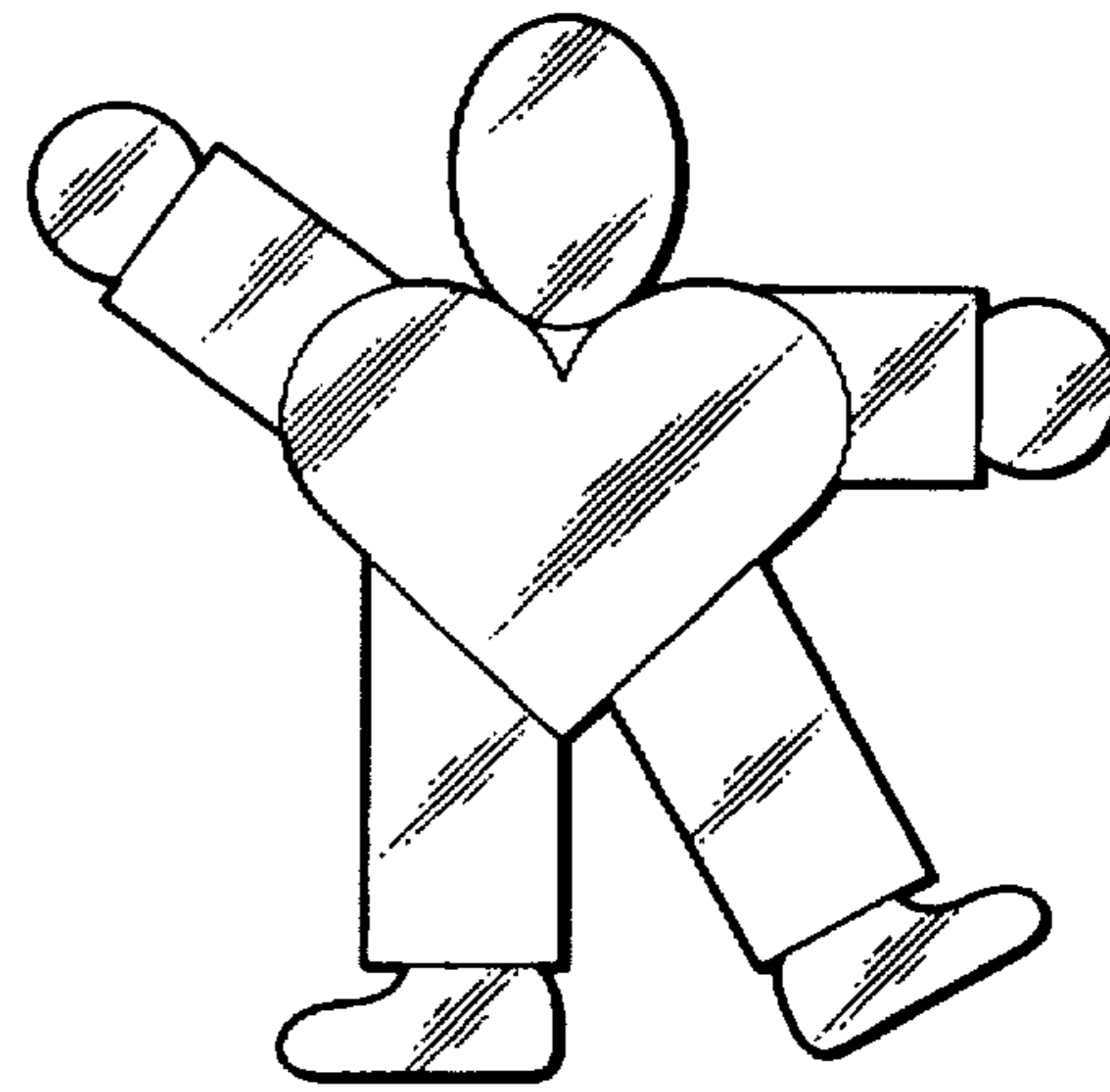


Fig. 10




Fig. 11