



US00D395808S

United States Patent [19]

Loucks

[11] Patent Number: **Des. 395,808**

[45] Date of Patent: ****Jul. 7, 1998**

[54] **COMBINATION CAMP FIRE AND TENT STAKE TOOL**

D. 345,900	4/1994	Andrews	D8/14
3,823,430	7/1974	Welsh et al.	7/146
4,112,530	9/1978	Lecce et al.	7/146

[76] Inventor: **Mark Loucks**, 16627 Lakeshore Dr. NE., Gowen, Mich. 49326

Primary Examiner—Philip S. Hyder
Assistant Examiner—Richelle Shelton
Attorney, Agent, or Firm—Robert J. Sayfie

[**] Term: **14 Years**

[57] **CLAIM**

[21] Appl. No.: **73,824**

The ornamental design for a combination camp fire and tent stake tool, as shown.

[22] Filed: **Jul. 21, 1997**

[51] LOC (6) Cl. **08-05**

DESCRIPTION

[52] U.S. Cl. **D8/14; D8/105**

FIG. 1 is an isometric view of a combination camp fire and tent stake tool showing my new design;
FIG. 2 is a rear elevational view thereof;
FIG. 3 is a right side elevational view thereof, the left side elevational view being a mirror image;
FIG. 4 is a front elevational view thereof;
FIG. 5 is a bottom plan view thereof; and,
FIG. 6 is a top plan view thereof.

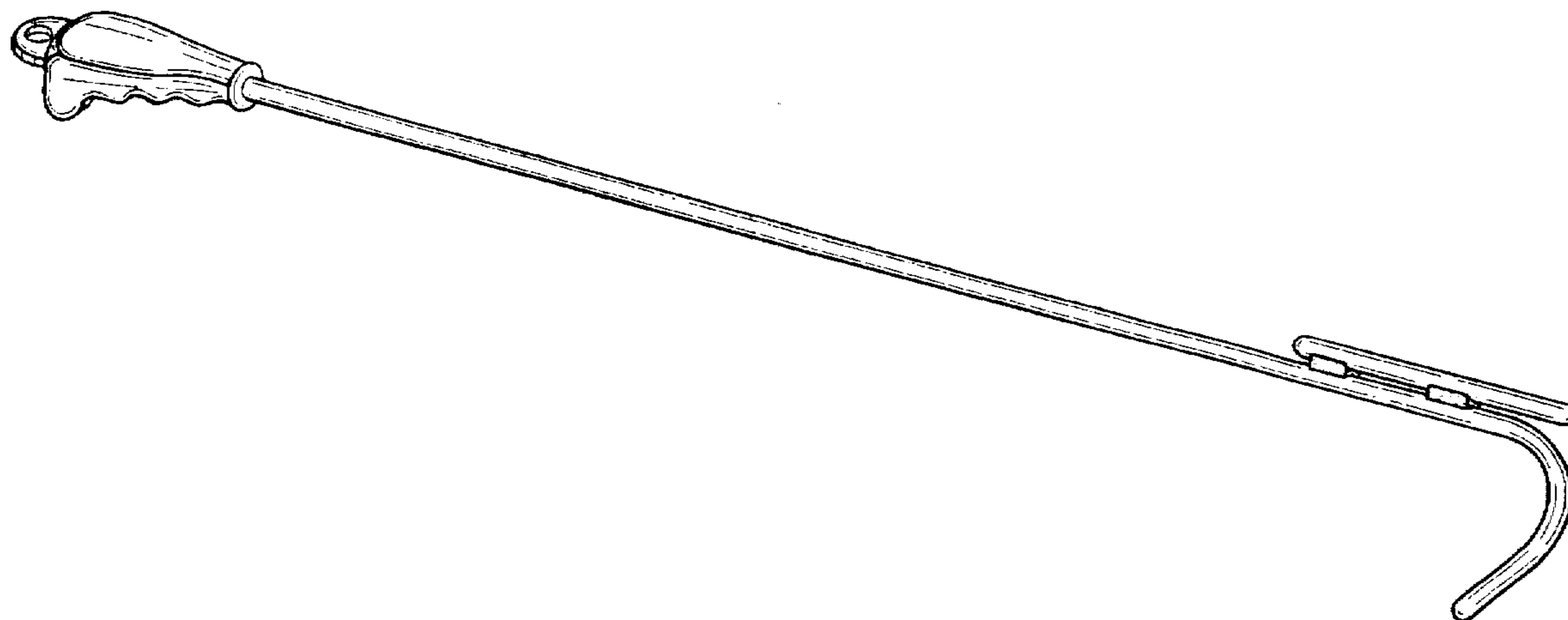
[58] Field of Search D8/14, 51, 88, D8/89, 107, 105; 254/30, 131; 7/146

[56] **References Cited**

U.S. PATENT DOCUMENTS

D. 289,360	4/1987	Westcott	D8/89 X
D. 300,800	4/1989	Sutphen	D8/14
D. 311,482	10/1990	Morton	D8/51
D. 340,852	11/1993	Sanders	D8/88

1 Claim, 2 Drawing Sheets



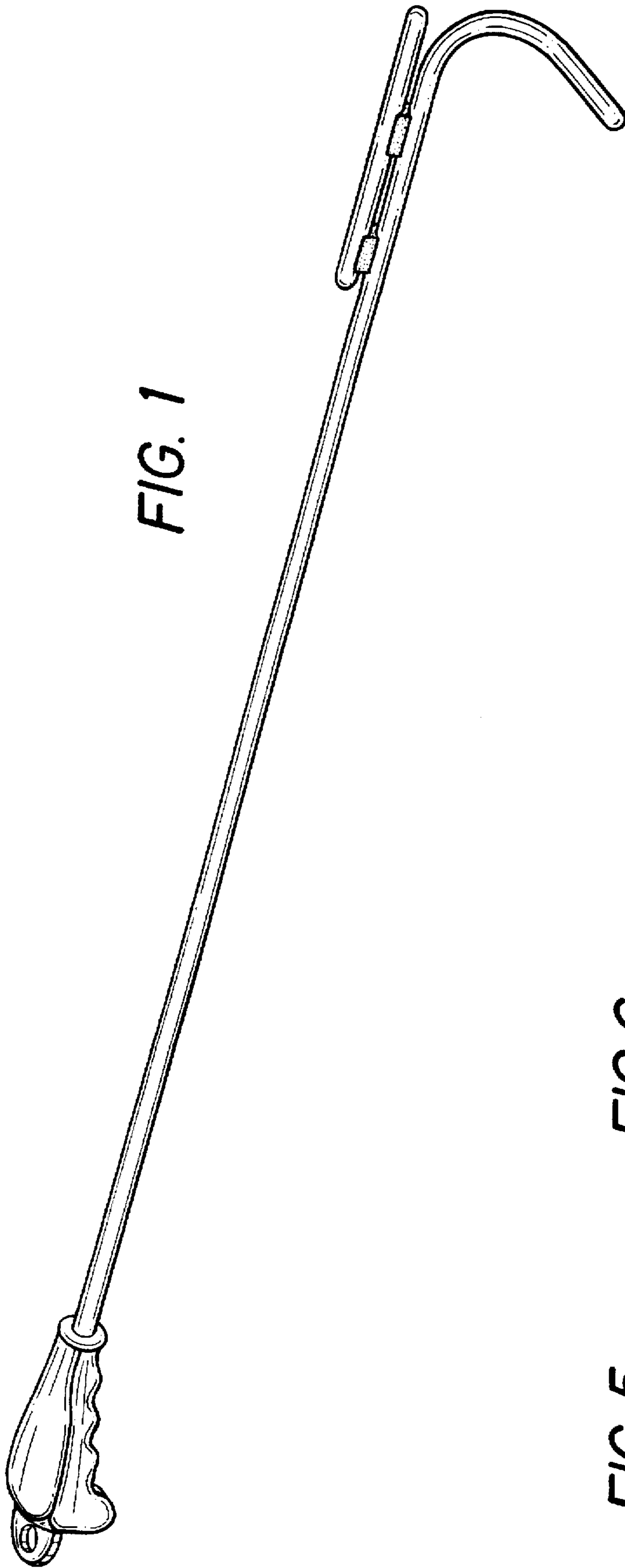


FIG. 1

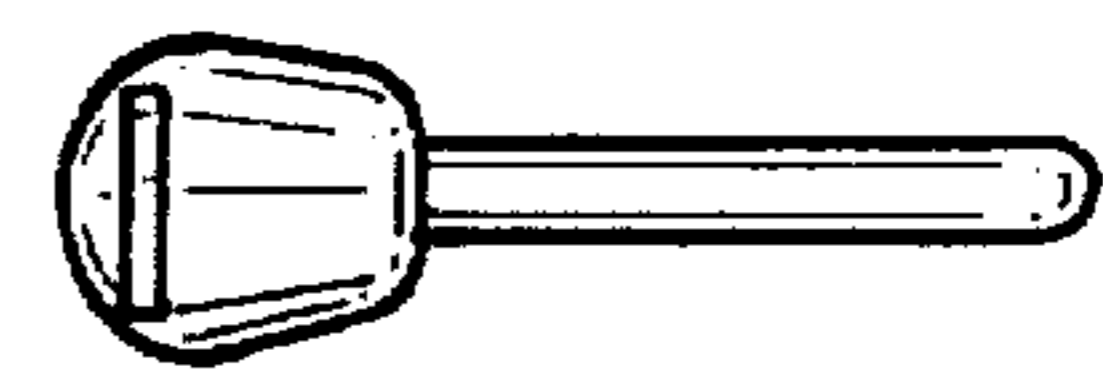


FIG. 6



FIG. 5

FIG. 2



FIG. 3

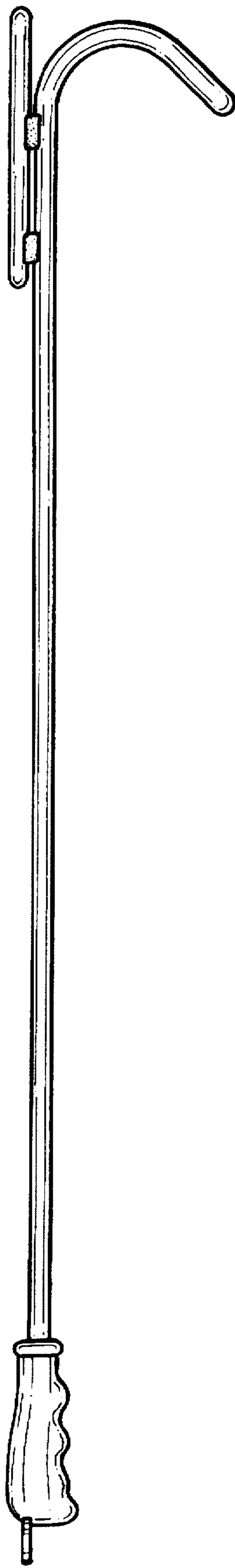


FIG. 4

