

US00D395807S

United States Patent [19]
Beasley

[11] **Patent Number: Des. 395,807**
[45] **Date of Patent: **Jul. 7, 1998**

[54] **GARDEN TOOL**

[76] **Inventor: Ricky Ray Beasley, 612 Kollar St.,
Elkart, Ind. 46514**

[**] **Term: 14 Years**

[21] **Appl. No.: 78,209**

[22] **Filed: Oct. 21, 1997**

[51] **LOC (6) Cl. 08-01**

[52] **U.S. Cl. D8/7**

[58] **Field of Search D8/1, 7, 9, 11;
172/21-22; 294/49, 55.5**

[56] **References Cited**

U.S. PATENT DOCUMENTS

- D. 309,242 7/1990 Laslo D8/1 X
- D. 371,493 7/1996 Beaulieu D8/7

Primary Examiner—Holly Baynham

Attorney, Agent, or Firm—Walter D. Ames

[57] **CLAIM**

The ornamental design for a garden tool, as shown and described.

DESCRIPTION

FIG. 1 is a perspective view of the garden tool of my invention;

FIG. 2 is a front elevational view;

FIG. 3 is a side elevational view;

FIG. 4 is a top plan view; and,

FIG. 5 is a bottom plan view.

The rear elevational view is the same as the view shown in FIG. 2.

The elevational view from the other side of the claimed design is the same as the view shown in FIG. 3.

The broken line showing of tines is for illustrative purposes only and forms no part of the claimed design.

1 Claim, 1 Drawing Sheet

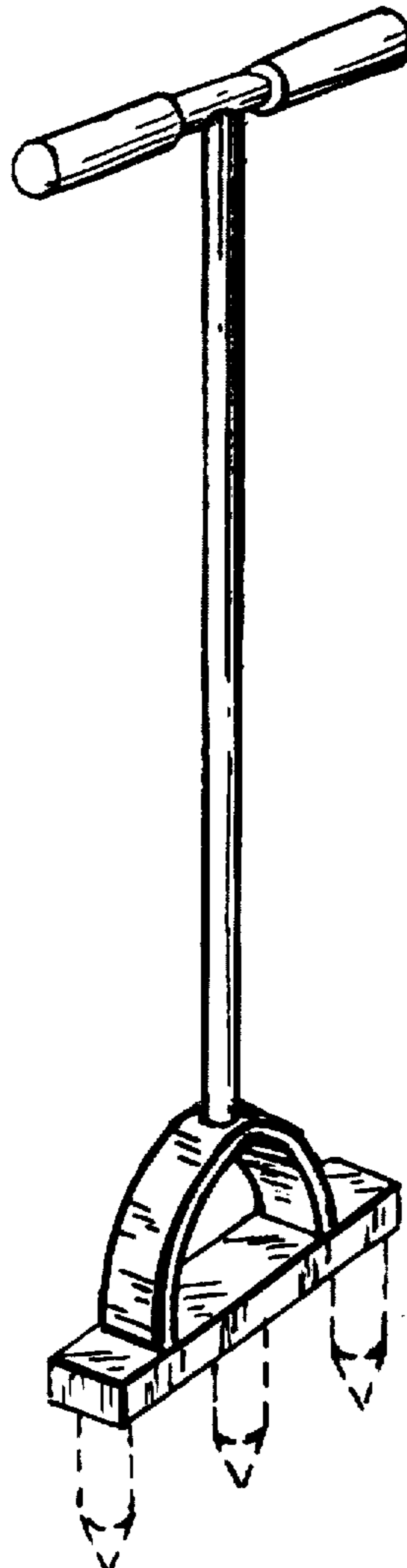


Fig. 1.

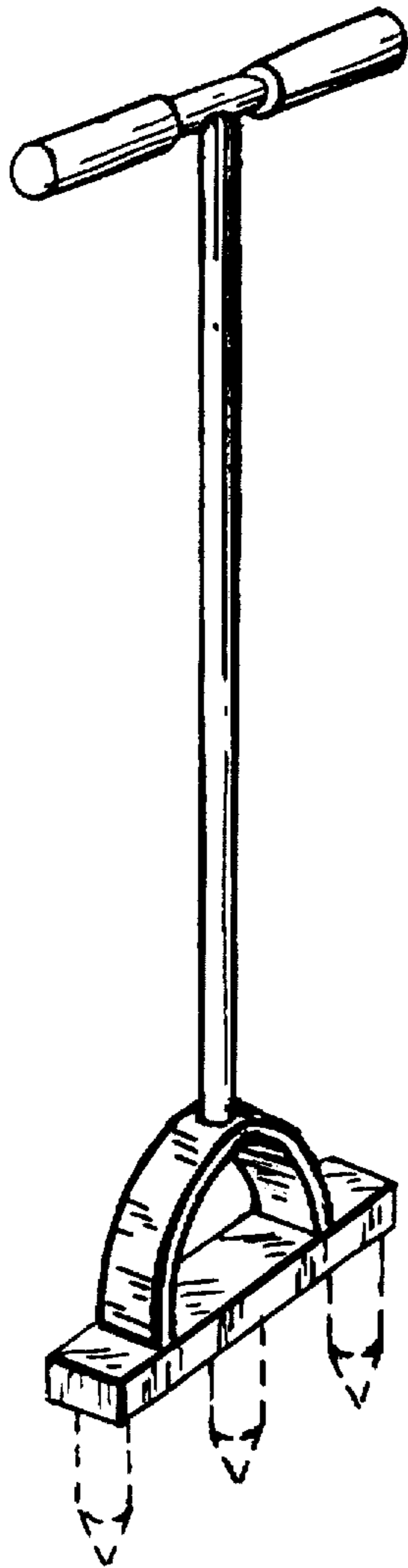


Fig. 2. Fig. 3.

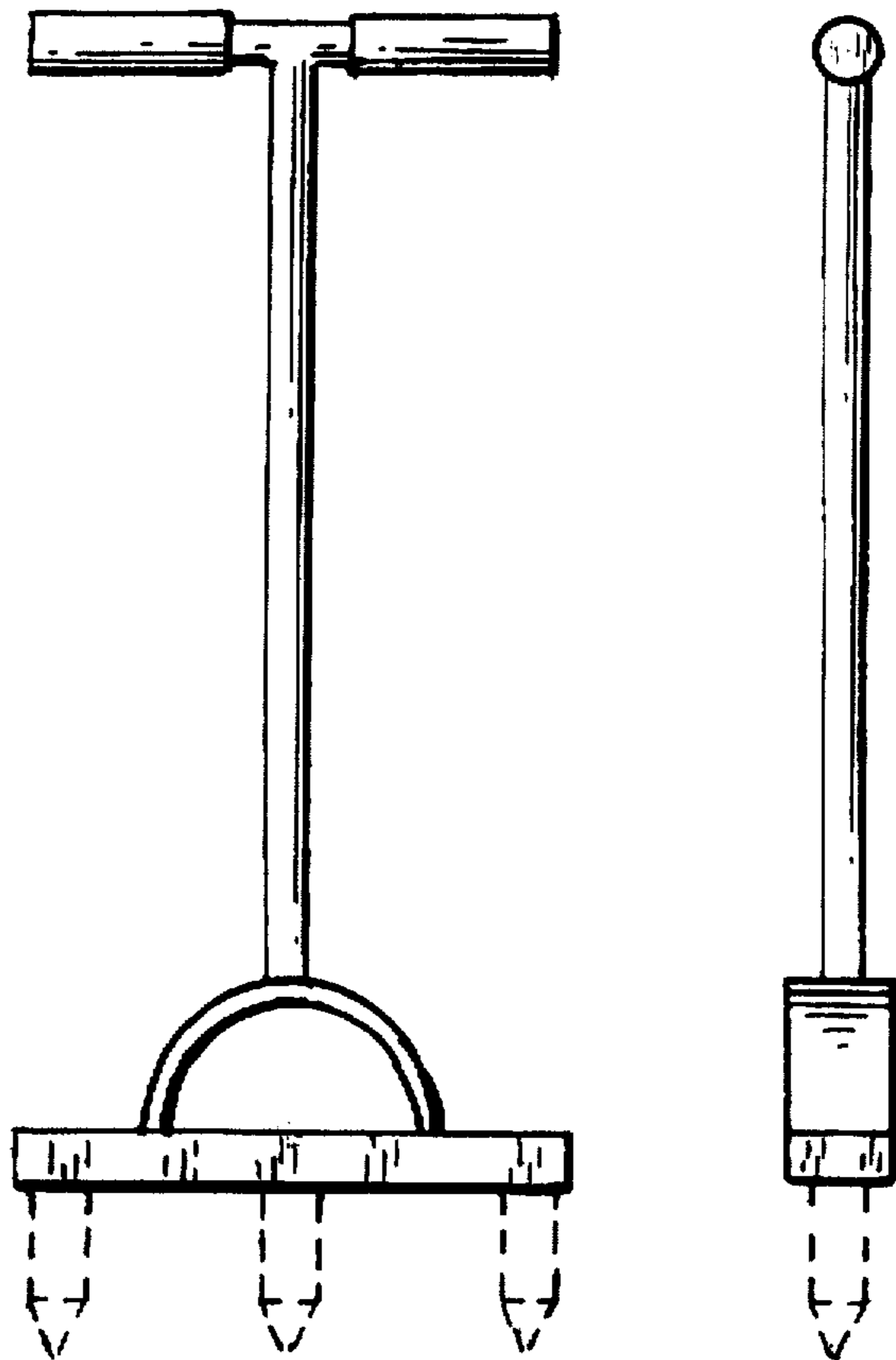


Fig. 4.



Fig. 5.

