



US00D395792S

United States Patent [19] Cretcher

[11] **Patent Number:** **Des. 395,792**
[45] **Date of Patent:** ****Jul. 7, 1998**

[54] **MOBILE COOLER**

[76] **Inventor:** **Gary Cretcher, 7669 Harrisburg
Hollow Rd., Bath, N.Y. 14810**

[**] **Term:** **14 Years**

[21] **Appl. No.:** **72,608**

[22] **Filed:** **Jun. 20, 1997**

[51] **LOC (6) Cl.** **07-01**

[52] **U.S. Cl.** **D7/605**

[58] **Field of Search** **D7/605-608; D15/79,
D15/81, 83; D3/273, 274, 276, 279; D34/19,
12, 24, 25; 62/457.1, 457.7; 220/410-412;
280/43.1, 43.24, 645, 651, 652**

[56] **References Cited**

U.S. PATENT DOCUMENTS

- D. 328,689 8/1992 Riskowski D7/605
- D. 353,304 12/1994 Friedrich D7/605

- D. 366,599 1/1996 Brown et al. .
- D. 370,159 5/1996 Fenton et al. .
- D. 374,772 10/1996 Hotaling et al. D7/605
- 4,846,493 7/1989 Mason .
- 5,249,438 10/1993 Rhaney et al. .
- 5,315,817 5/1994 Meinders .

Primary Examiner—Terry A. Wallace

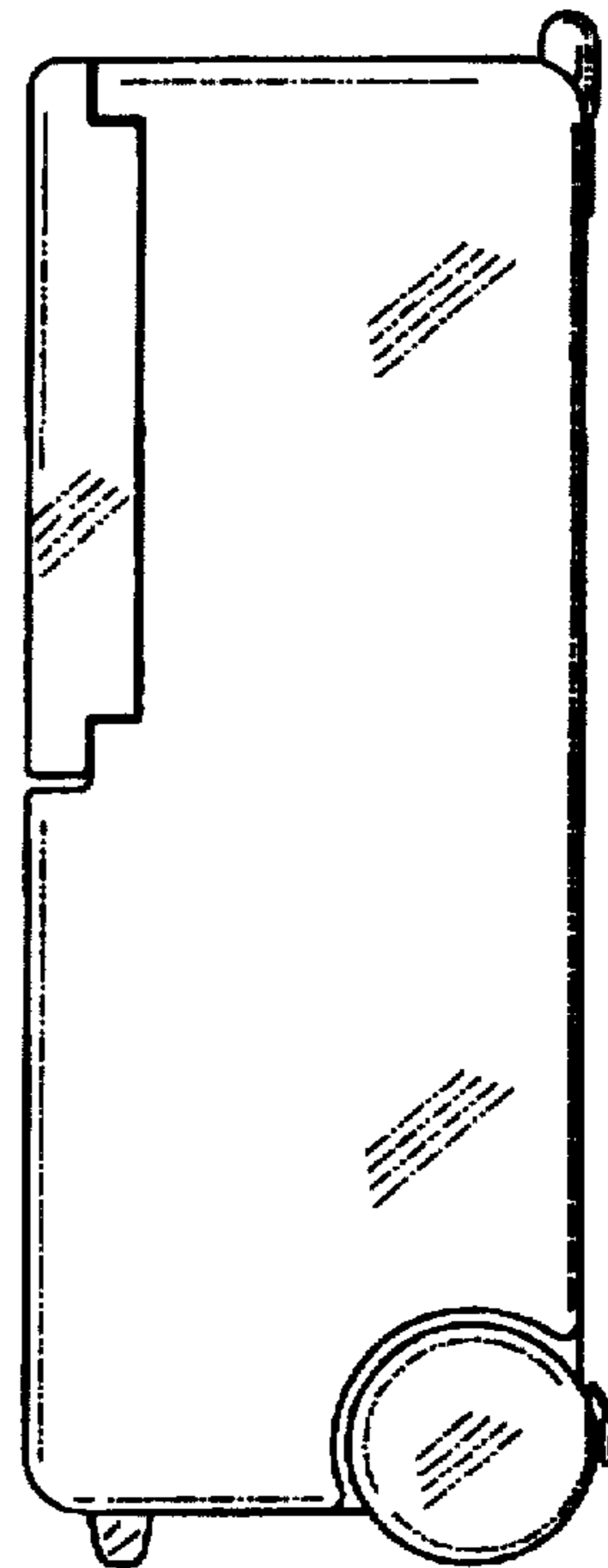

[57] **CLAIM**

The ornamental design for a mobile cooler, as shown and described.

DESCRIPTION

FIG. 1 is a front elevational view of my new design;
FIG. 2 is a left side elevational view;
FIG. 3 is a rear elevational view;
FIG. 4 is a right side elevational view;
FIG. 5 is a top plan view; and,
FIG. 6 is a bottom plan view thereof.

1 Claim, 2 Drawing Sheets



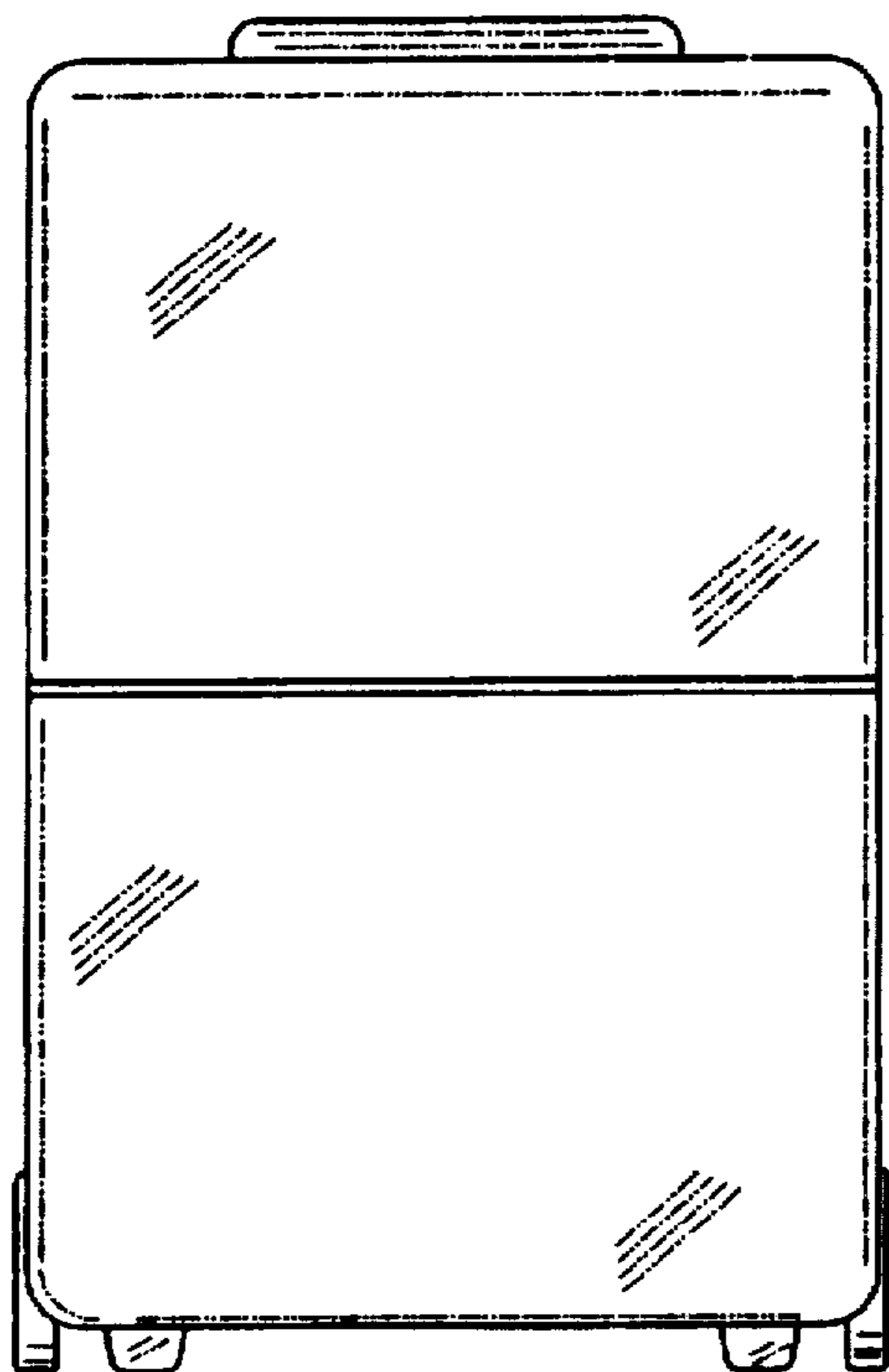


FIG. 1

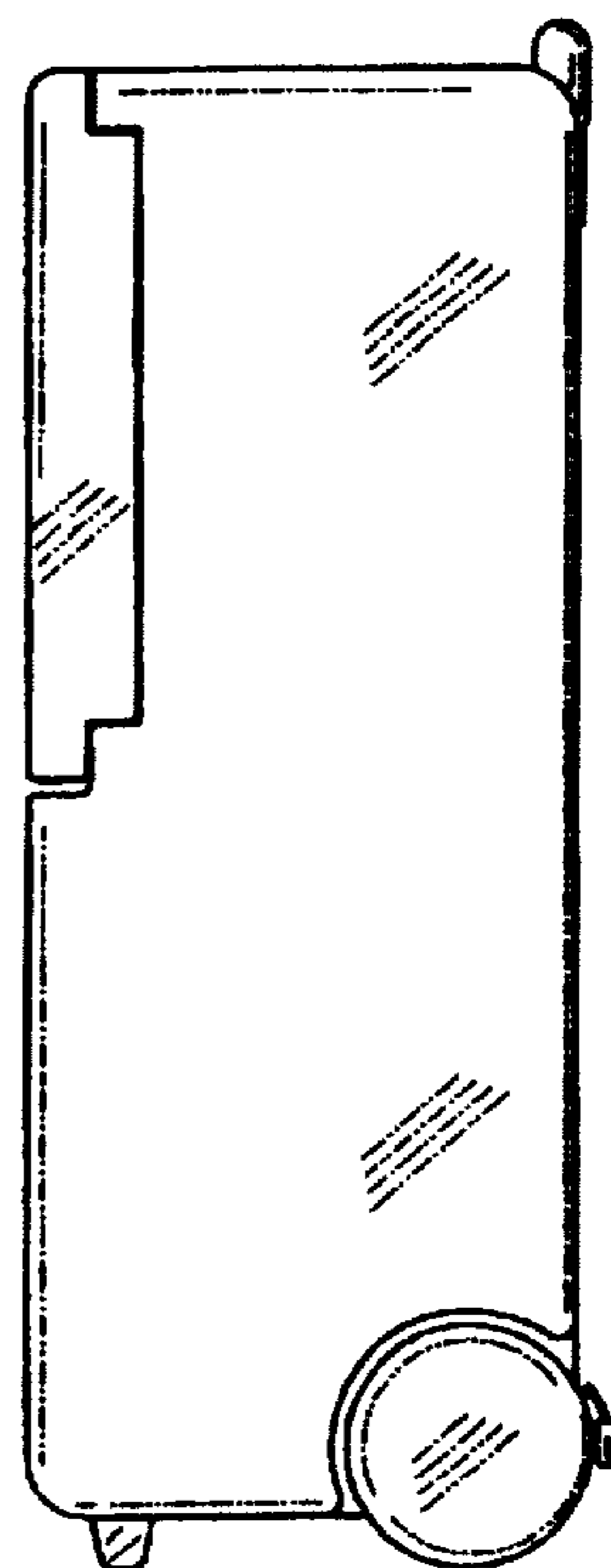


FIG. 2




FIG. 3




FIG. 4




FIG. 5




FIG. 6