

US00D395791S

United States Patent [19]
McArdle

[11] **Patent Number:** **Des. 395,791**
[45] **Date of Patent:** ****Jul. 7, 1998**

[54] **TRAY**
[75] **Inventor:** **Christopher J. McArdle**, Alta Loma, Calif.
[73] **Assignee:** **Prodyne Enterprises Inc.**, Ontario, Calif.
[**] **Term:** **14 Years**
[21] **Appl. No.:** **73,483**
[22] **Filed:** **Jul. 14, 1997**
[51] **LOC (6) Cl.** **07-01**
[52] **U.S. Cl.** **D7/551; D7/344; D7/556; D7/567**
[58] **Field of Search** **D7/551, 553, 556, D7/564, 544, 623, 549, 567; D9/329; 220/575**

D. 308,461 6/1990 Hosea D7/549
D. 326,588 6/1992 Meisel D7/549
D. 359,885 7/1995 Yanuzzi D7/553
D. 373,709 9/1996 Leu D7/567

Primary Examiner—M. N. Pandozzi
Attorney, Agent, or Firm—Keith D. Beecher; Richard D. Slehofer

[57] **CLAIM**

The ornamental design for a tray, as shown and described.

DESCRIPTION

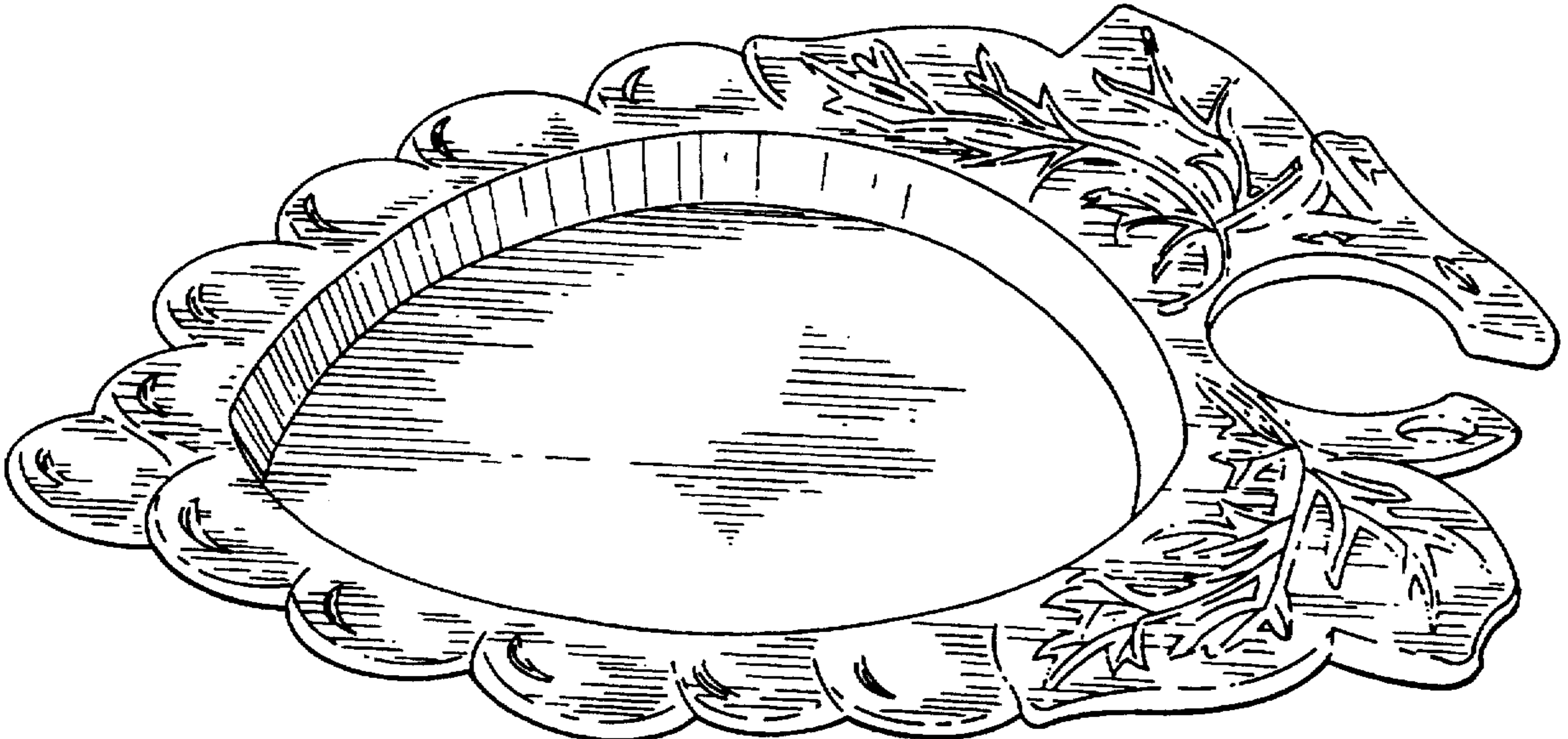
FIG. 1 is a perspective view of the tray showing my new design taken from the front and to one side;
FIG. 2 is a top plan view thereof;
FIG. 3 is an elevational view thereof taken from one end;
FIG. 4 is a bottom view thereof;
FIG. 5 is an elevational view thereof taken from the other end;
FIG. 6 is a side elevational view thereof taken from one side; and,
FIG. 7 is a side elevational view thereof taken from the other side.

[56] **References Cited**

U.S. PATENT DOCUMENTS

D. 36,695 12/1903 Kolb D7/551
D. 123,060 10/1940 Nicholson D7/544
D. 131,405 2/1942 Dreitzer D7/556
D. 131,406 2/1942 Dreitzer D7/556
D. 174,317 3/1955 Dyrud D7/544 X

1 Claim, 4 Drawing Sheets



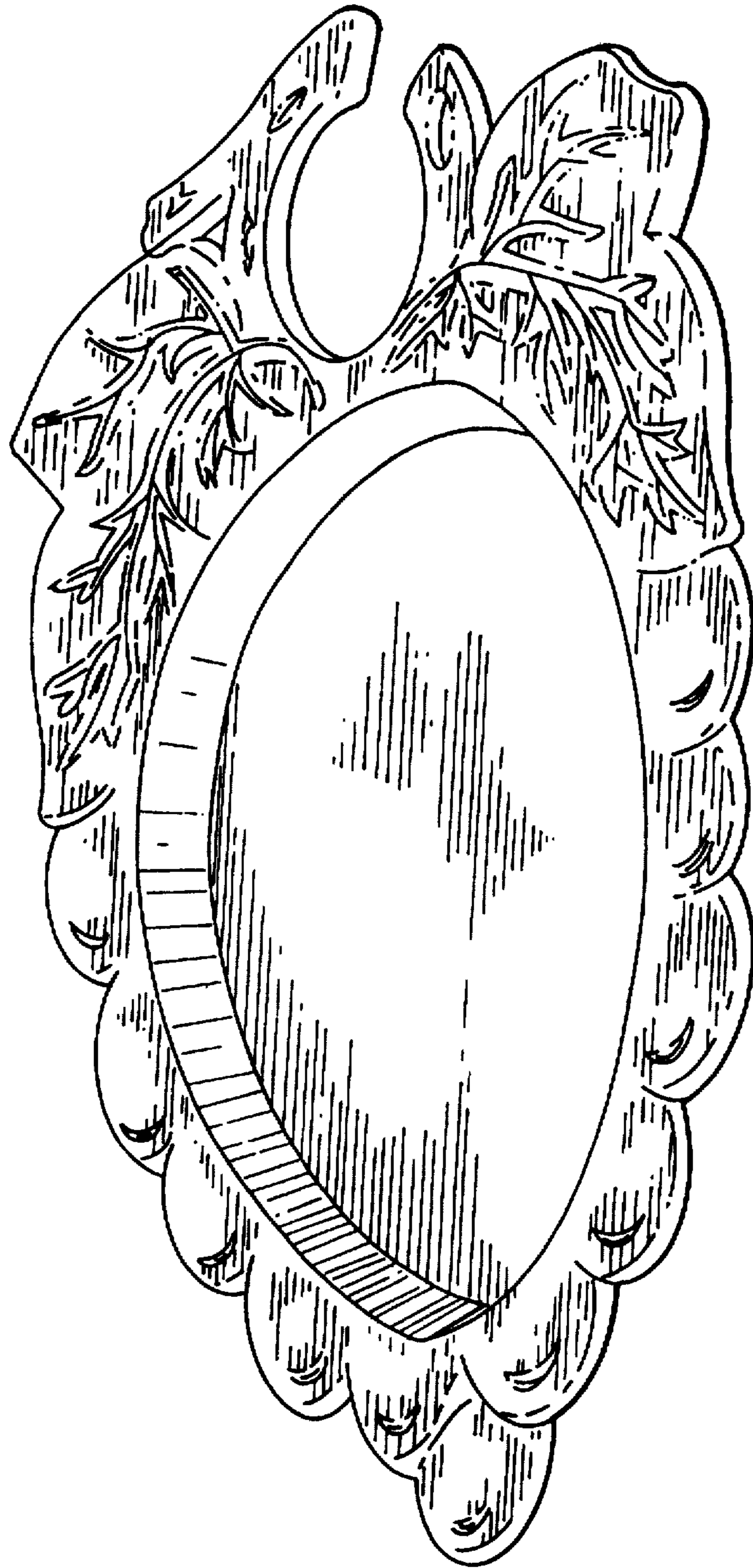


FIG. 1

FIG. 2




FIG. 3






FIG. 5

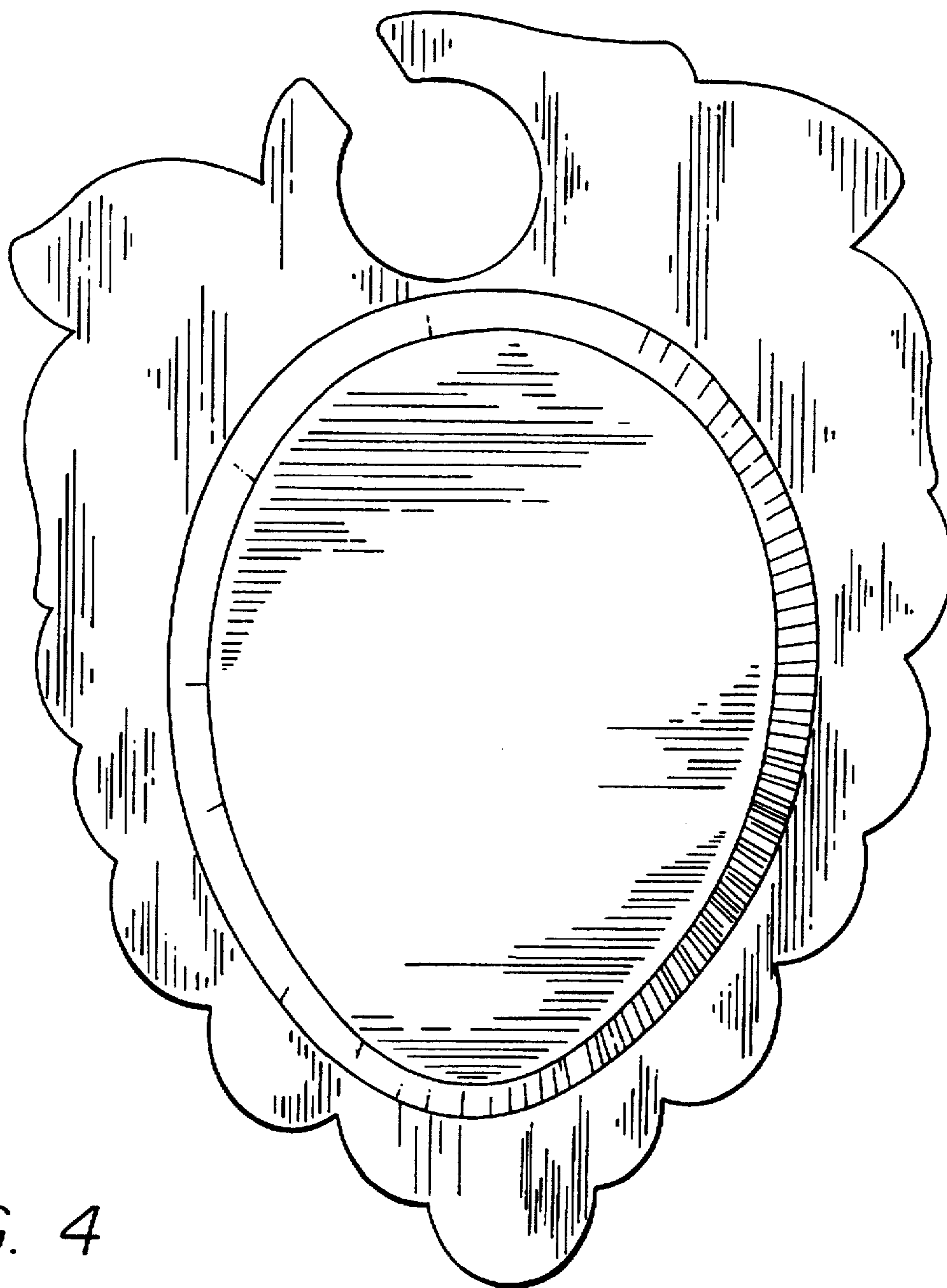


FIG. 4

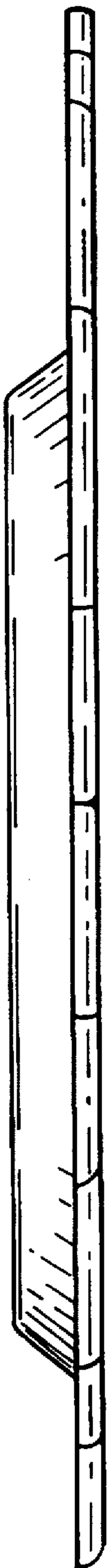


FIG. 6



FIG. 7