



US00D395782S

# United States Patent [19]

[11] Patent Number: **Des. 395,782**

**Weddle**

[45] Date of Patent: **\*\*Jul. 7, 1998**

## [54] CONTOUR MATERNITY PILLOW

## [57] CLAIM

[76] Inventor: **Juli M. Weddle**, 20595 SW. Pike St., Aloha, Oreg. 97007

The ornamental design for a contour maternity pillow, as shown and described.

[\*\*] Term: **14 Years**

## DESCRIPTION

[21] Appl. No.: **68,708**

FIG. 1 is a top plan view of a contour maternity pillow showing my new design, the opposite side being a mirror image;

[22] Filed: **Mar. 20, 1997**

FIG. 2 is an end elevation as viewed from the right end of FIG. 1, the opposite end being a mirror image;

[51] LOC (6) Cl. .... **06-09**

[52] U.S. Cl. .... **D6/601**

FIG. 3 is a front side elevation as viewed from the top of FIG. 1;

[58] Field of Search ..... D6/595-597, 601, D6/604; 5/630, 631, 632, 633, 636, 637, 652-655, 655.3, 655.4, 655.9, 656

FIG. 4 is a rear side elevation as viewed from the bottom of FIG. 1.

## [56] References Cited

FIG. 5 is a top plan view similar to FIG. 1 showing my design in a second embodiment;

### U.S. PATENT DOCUMENTS

D. 207,079	2/1967	Wirth	.....	D6/601
D. 284,724	7/1986	Clark et al.	.....	D6/596
3,667,074	6/1972	Emery	.....	5/636
5,014,375	5/1991	Coonrad et al.	.....	5/631 X

FIG. 6 is an end elevation as viewed from the right end of FIG. 5, the opposite end being a mirror image;

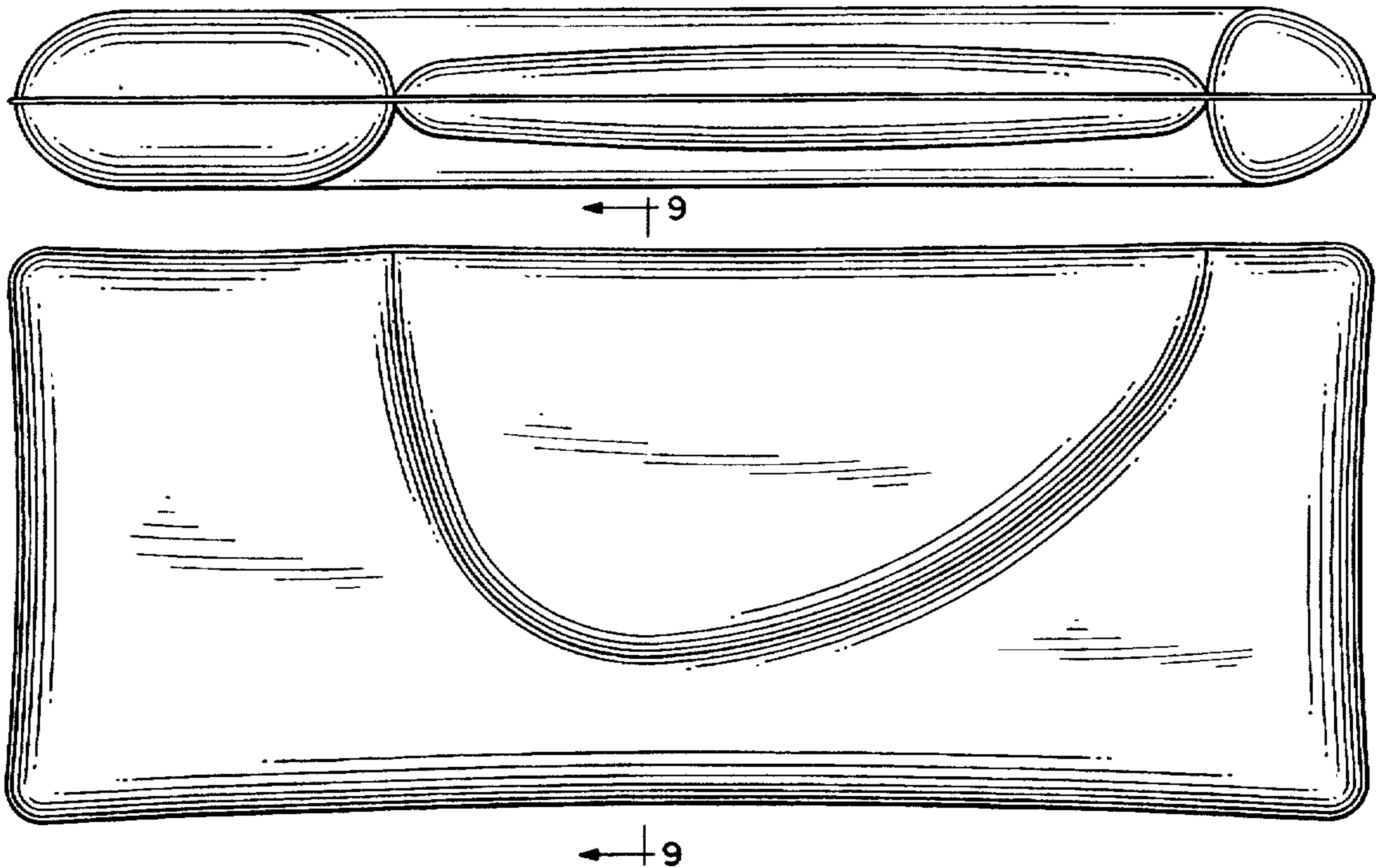
FIG. 7 is a front side elevation as viewed from the top of FIG. 5;

FIG. 8 is a rear side elevation as viewed from the bottom of FIG. 5; and.

FIG. 9 is a cross sectional view taken on the line 9-9 in FIG. 1.

Primary Examiner—Janice E. Seeger  
Attorney, Agent, or Firm—Olson & Olson

**1 Claim, 3 Drawing Sheets**






FIG. 3

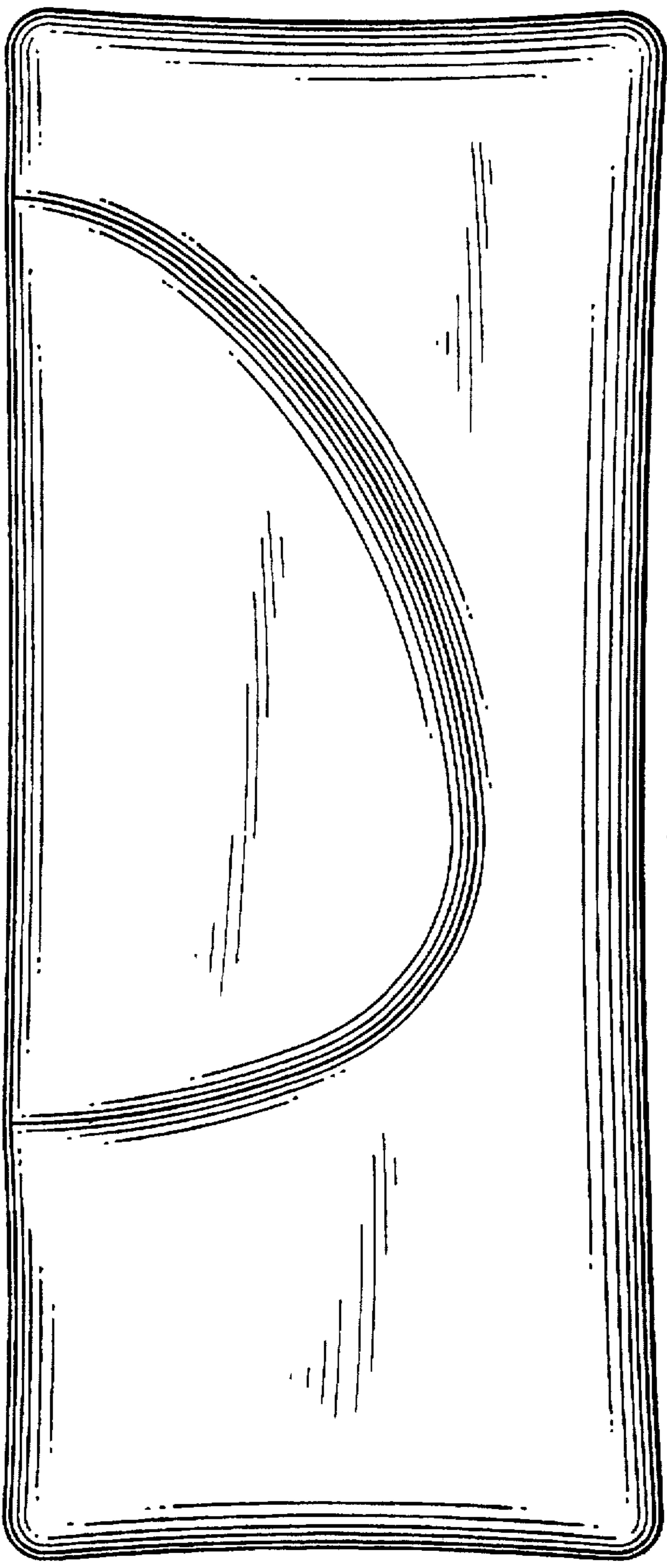


FIG. 1




FIG. 2

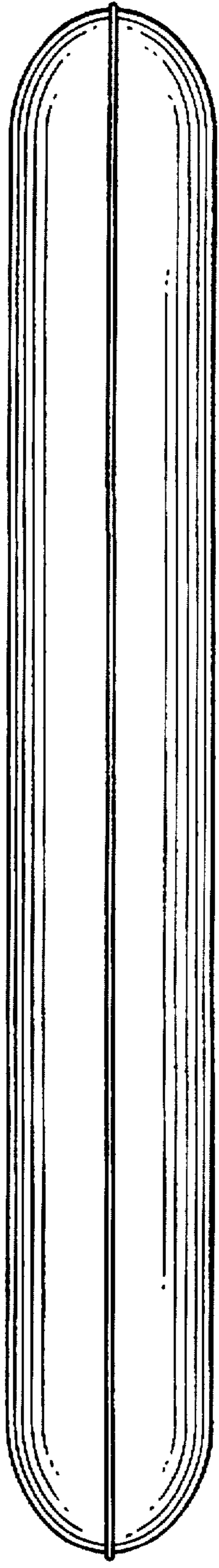


FIG. 4






FIG. 7

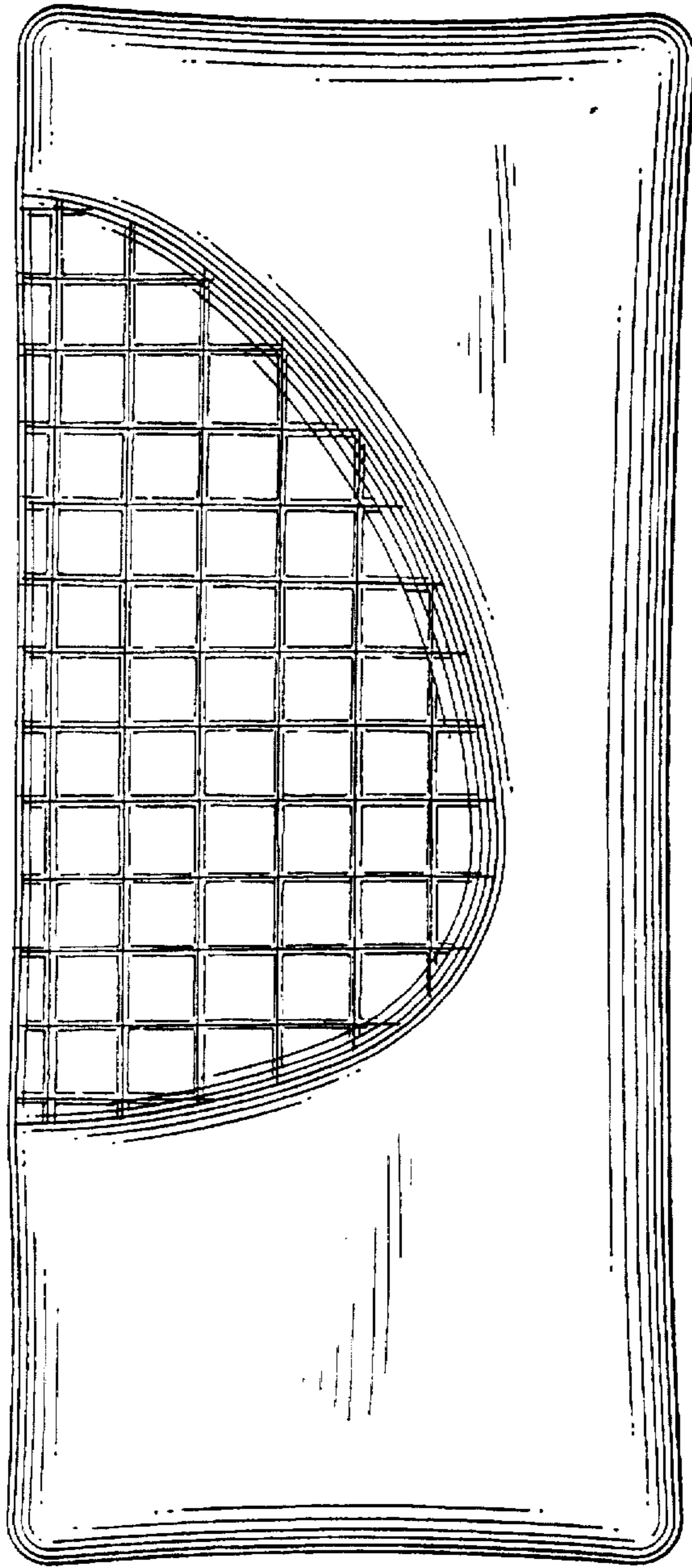


FIG. 5




FIG. 6




FIG. 8

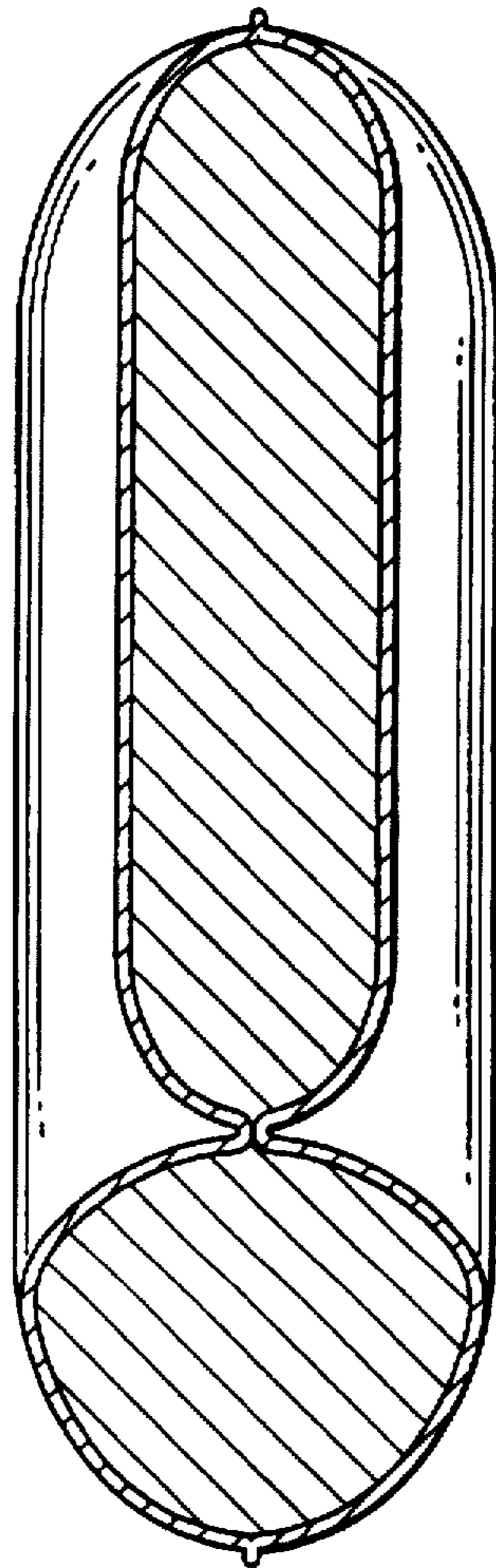


FIG.9