



US00D395780S

United States Patent [19]

[11] Patent Number: **Des. 395,780**

Denney et al.

[45] Date of Patent: *****Jul. 7, 1998**

[54] **MATTRESS TOPPER OR PAD**

D. 311,108	10/1990	Farley	D6/596
D. 355,322	2/1995	Ackley et al.	D6/596
D. 365,956	1/1996	Bonaddio et al.	D6/596

[75] Inventors: **Denys Denney**, Bear, Del.; **Jose D. M. Contreras**, Boothwyn, Pa.

Primary Examiner—Janice E. Seeger
Attorney, Agent, or Firm—Connolly and Hutz

[73] Assignee: **Foamex L.P.**, Linwood, Pa.

[*] Notice: The portion of the term of this patent subsequent to Mar. 3, 2012, has been disclaimed.

[57] **CLAIM**

The ornamental design for a mattress topper or pad, as shown and described.

[**] Term: **14 Years**

DESCRIPTION

[21] Appl. No.: **70,448**

FIG. 1 is a top plan view of a mattress topper or pad showing our new design;

[22] Filed: **May 8, 1997**

FIG. 2 is a right side elevational view of the mattress topper or pad, wherein the left side elevational view is identical;

[51] **LOC (6) Cl.** **06-09**

[52] **U.S. Cl.** **D6/596; D6/606**

FIG. 3 is a front elevational view of the mattress topper or pad, wherein the rear elevational view is identical;

[58] **Field of Search** D6/595-597, 601, D6/604, 605; 5/630, 636, 637, 417-420, 652-655, 655.3, 655.4, 655.9, 656, 499-501

FIG. 4 is a bottom plan view of the mattress topper or pad; and,

[56] **References Cited**

FIG. 5 is a right side elevational view of an alternate embodiment of the mattress topper or pad design.

U.S. PATENT DOCUMENTS

D. 308,453 6/1990 Elrod D6/596

1 Claim, 2 Drawing Sheets

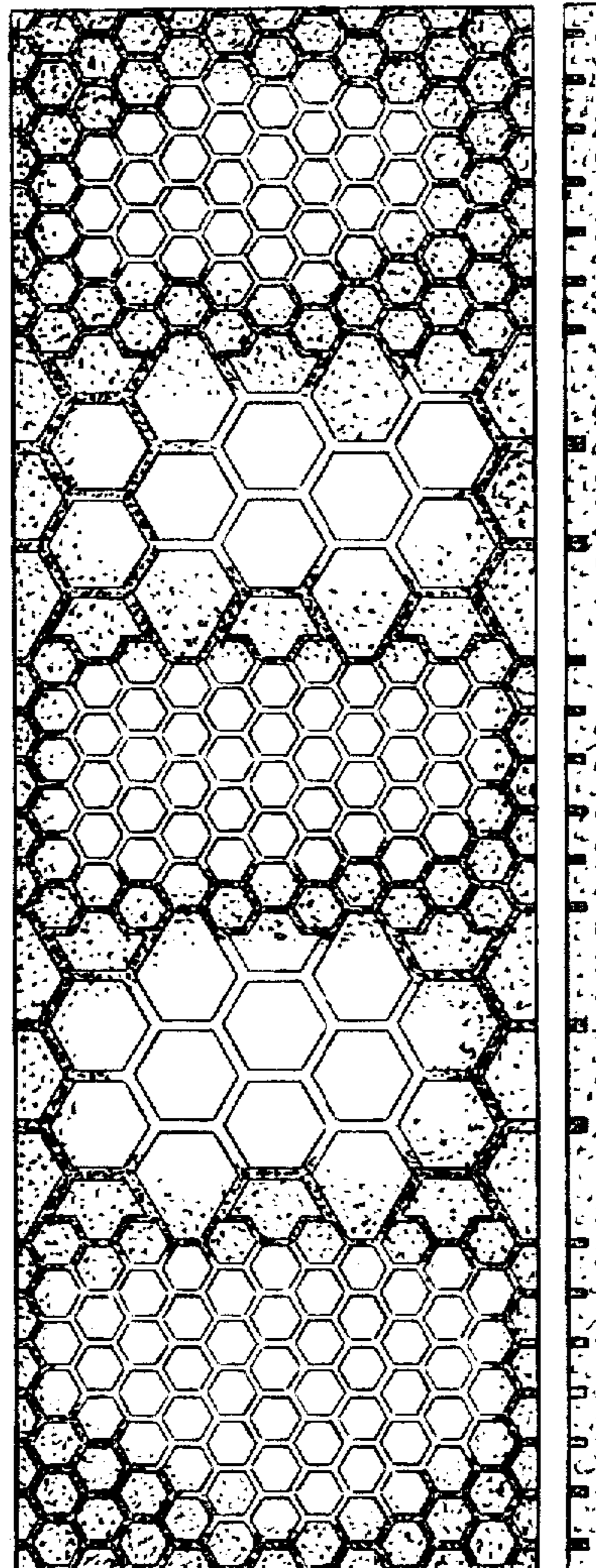


Fig. 1.




Fig. 2. Fig. 5.




Fig. 3.

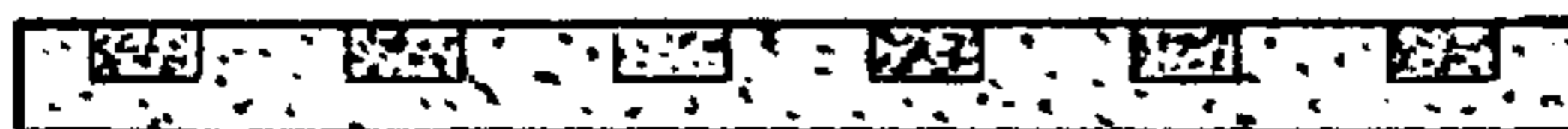


Fig. 4

