



US00D395779S

United States Patent [19]
Chen

[11] **Patent Number:** **Des. 395,779**
[45] **Date of Patent:** ****Jul. 7, 1998**

[54] **BATHROOM CABINET**

[76] **Inventor:** **Joe Chen**, 30 Bedminster Rd.,
Randolph, N.J. 07869

[**] **Term:** **14 Years**

[21] **Appl. No.:** **76,240**

[22] **Filed:** **Sep. 5, 1997**

[51] **LOC (6) Cl.** **06-04**

[52] **U.S. Cl.** **D6/559**

[58] **Field of Search** D6/559, 553, 560,
D6/567, 573, 568, 524, 570, 574; 312/34.1,
34.4, 114, 224, 227, 242, 245, 209, 204,
206

[56] **References Cited**

U.S. PATENT DOCUMENTS

D. 30,460	4/1899	Dittmar	D6/559
Re. 31,409	10/1983	Christ	312/242
D. 49,659	9/1916	Phelan	D6/559
D. 141,902	7/1945	Marateck	D6/559 X
809,592	1/1906	Watts, Jr.	312/242
1,588,093	6/1926	Carlson	312/242 X
1,773,684	8/1930	Kolber	312/242 X
1,776,464	9/1930	Blackman	312/242 X
2,166,430	7/1939	Green	312/242 X
3,314,741	4/1967	Litman	D6/559 X

OTHER PUBLICATIONS

Touch of Class Catalogue, p. 17 Wall Cabinet #M, Spring 1980.

Máleck Accessories Catalogue, p. 29 Medicine Cabinet on top right of page, 1980.

Máleck Accessories Catalogue, p. 32 Medicine Cabinet on bottom right of page, 1980.

Primary Examiner—Pamela J. Burgess

Attorney, Agent, or Firm—Dilworth & Barrese

[57] **CLAIM**

The ornamental design of a bathroom cabinet, as shown and described.

DESCRIPTION

FIG. 1 is a perspective view of the bathroom cabinet;

FIG. 2 is a right side elevational view of the bathroom cabinet, the left side elevational view being a mirror image of the right side elevational view;


FIG. 3 is a top plan view of the bathroom cabinet;

FIG. 4 is a front elevational view of the bathroom cabinet; FIG. 5 is a rear elevational view of the bathroom cabinet; and,

FIG. 6 is a bottom view of the bathroom cabinet.

The broken line representation of a knob is for illustrative purposes only and forms no part of the claimed design.

1 Claim, 2 Drawing Sheets






FIG. 1

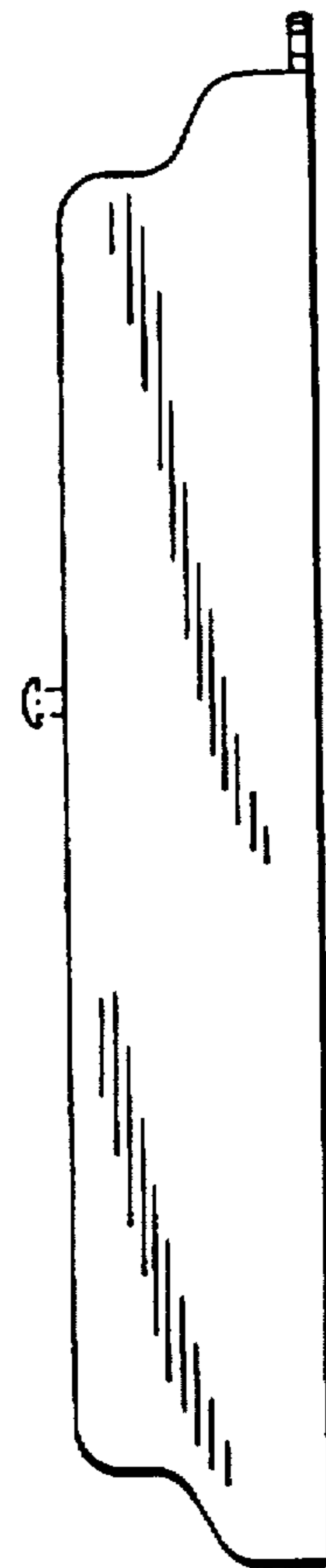
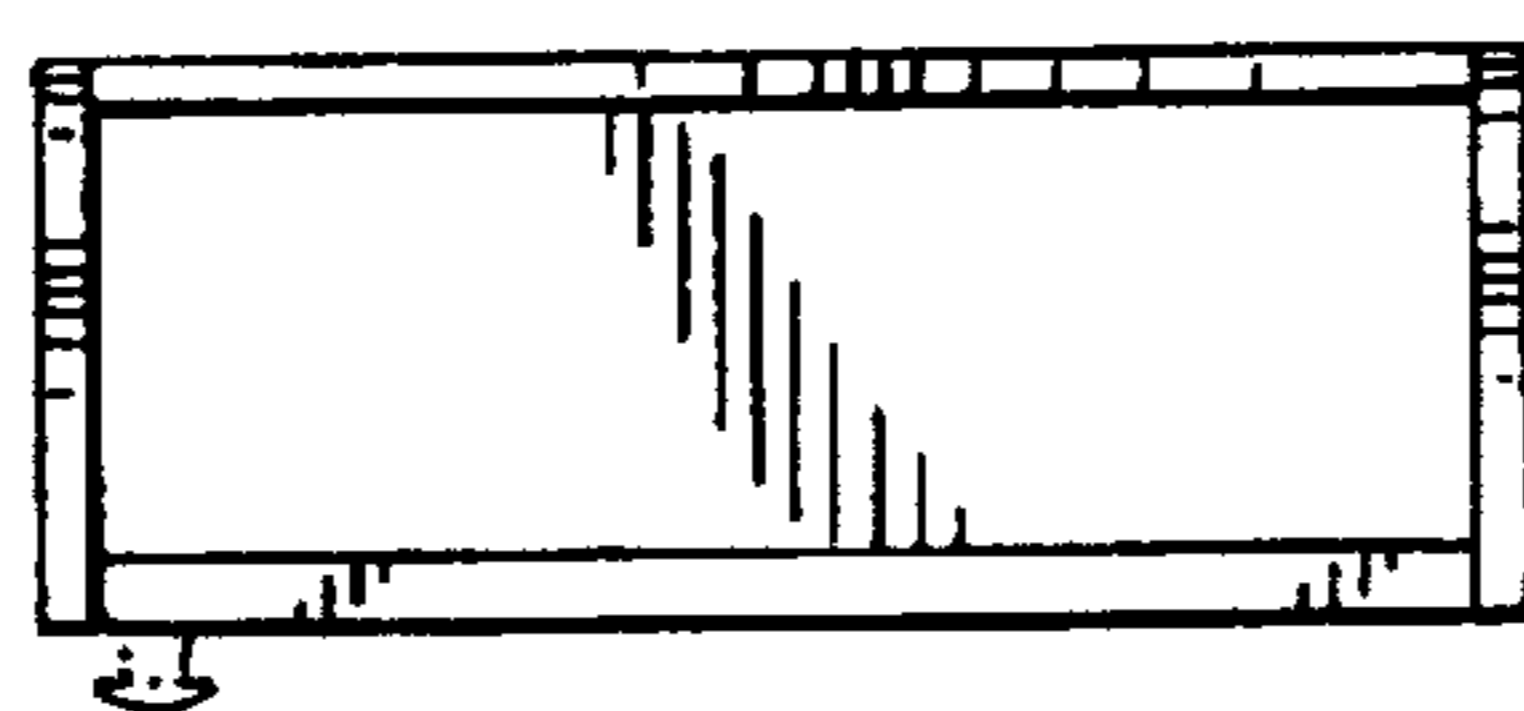


FIG. 2

FIG. 3






FIG. 4




FIG. 5

FIG. 6

