



US00D395770S

United States Patent [19]
Grosfillex

[11] **Patent Number:** **Des. 395,770**
[45] **Date of Patent:** ****Jul. 7, 1998**

[54] **MULTI-TIERED SHELF**
[75] **Inventor:** **Raymond Grosfillex, Oyonnax, France**
[73] **Assignee:** **Grosfillex Sarl, Oyonnax, France**
[**] **Term:** **14 Years**

D. 244,116 4/1977 Zola D6/479
D. 252,719 8/1979 Otero D6/479
D. 330,819 11/1992 Dickinson D6/479
D. 361,456 8/1995 Brunner et al. D6/479
D. 367,784 3/1996 Goetz D6/479
888,366 5/1908 Sutton 108/92
1,759,749 5/1930 Knight 211/134

[21] **Appl. No.:** **74,503**
[22] **Filed:** **Aug. 6, 1997**

Primary Examiner—James Gandy
Assistant Examiner—Linda Brooks
Attorney, Agent, or Firm—Dowell & Dowell, P. C.

[30] **Foreign Application Priority Data**
Feb. 10, 1997 [WO] WIPO DMA/003587

[57] **CLAIM**

The ornamental design for a multi-tiered shelf, as shown and described.

[51] **LOC (6) Cl.** **06-04**
[52] **U.S. Cl.** **D6/479**
[58] **Field of Search** D6/477-479, 480,
D6/464, 465; 108/59, 60, 90-92, 161; 211/135,
1, 153, 186, 188, 187, 194, 42, 134


DESCRIPTION

FIG. 1 is a front perspective view of a multi-tiered shelf showing my new design, wherein;
FIG. 2 is a top plan view;
FIG. 3 is a right side view, a view from the left side being a mirror image thereof;
FIG. 4 is a front elevational view; and,
FIG. 5 is a bottom plan view.

[56] **References Cited**
U.S. PATENT DOCUMENTS

D. 93,579 9/1934 Rice et al. 108/92
D. 179,999 4/1957 Wilson D6/479

1 Claim, 2 Drawing Sheets






FIG. 1

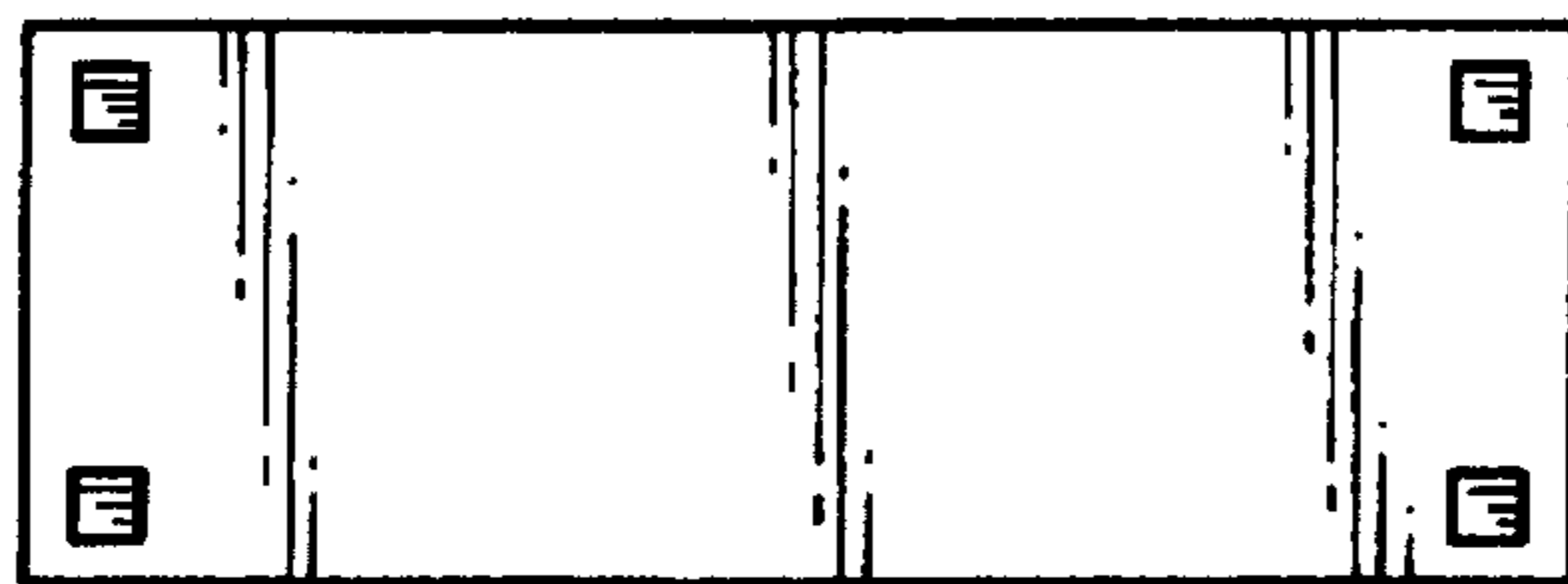


FIG. 2

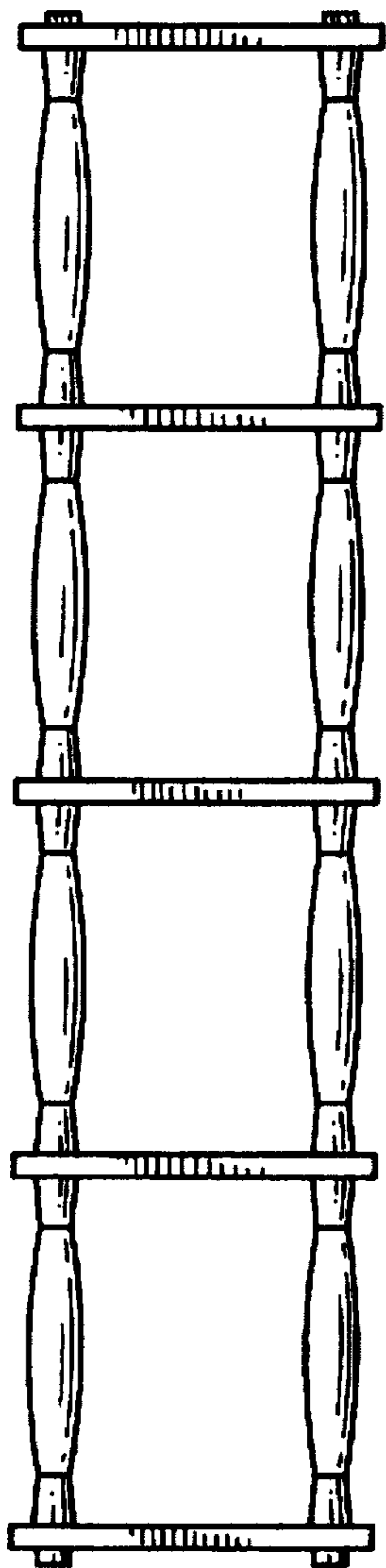


FIG. 3

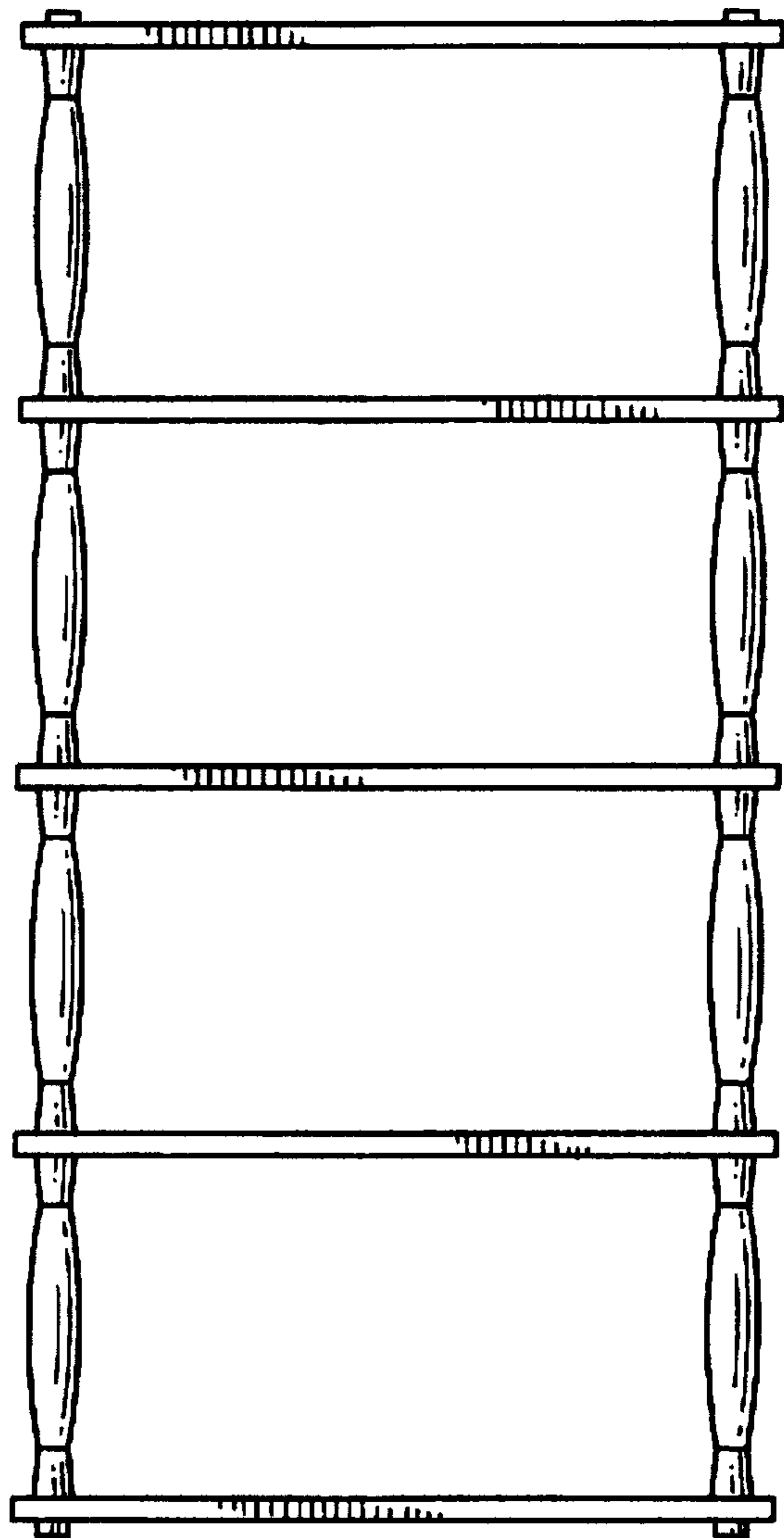


FIG. 4




FIG. 5