



US00D395752S

# United States Patent [19]

Foster

[11] Patent Number: **Des. 395,752**

[45] Date of Patent: **\*\*Jul. 7, 1998**

[54] **SHOE CARRIER**

[75] Inventor: **Barbara Ann Foster**, San Leandro, Calif.

[73] Assignee: **Barbara A. Foster**, San Leandro, Calif.

[\*\*] Term: **14 Years**

[21] Appl. No.: **59,895**

[22] Filed: **Sep. 17, 1996**

[51] LOC (6) Cl. .... **03-01**

[52] U.S. Cl. .... **D3/289; D3/301**

[58] Field of Search .... **D3/287, 289, 301; 190/13 F, 109, 110, 111, 112, 113, 903; 206/292**

[56] **References Cited**

**U.S. PATENT DOCUMENTS**

D. 244,723	6/1977	Rabinowitz	.....	D3/289
D. 273,535	4/1984	Weinreb	.....	D3/289
D. 328,184	7/1992	Krugman	.....	D3/285

D. 340,387	10/1993	Melk	.....	D3/289
D. 346,491	5/1994	Shoaf	.....	D3/269
1,684,232	9/1928	Levit	.....	190/13 F
2,874,813	2/1959	Bunte	.....	190/903
4,995,436	2/1991	Cantor	.....	190/110

*Primary Examiner*—Philip S. Hyder

[57] **CLAIM**

The ornamental design for a shoe carrier, as shown and described.

**DESCRIPTION**

FIG. 1 is a front elevational view of a shoe carrier showing my new design, wherein the rear elevational view is a mirror image thereof;

FIG. 2 is a view of the top with the strap;



FIG. 3 is a side view thereof;


FIG. 4 is a view of the bottom with the zipper;

FIG. 5 is a perspective view of the shoe carrier; and,


FIG. 6 is a perspective view of the bottom of the shoe carrier, shown in an open position.

**1 Claim, 3 Drawing Sheets**






*Fig. 2*

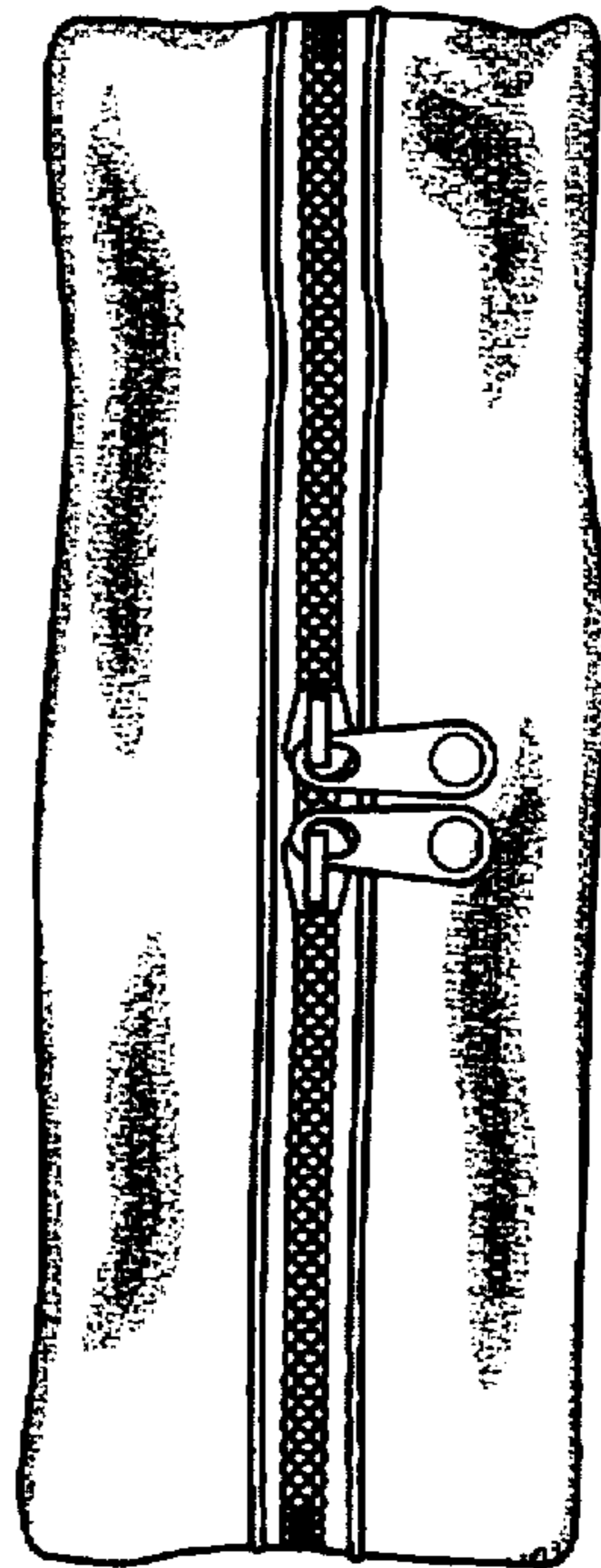


*Fig. 1*

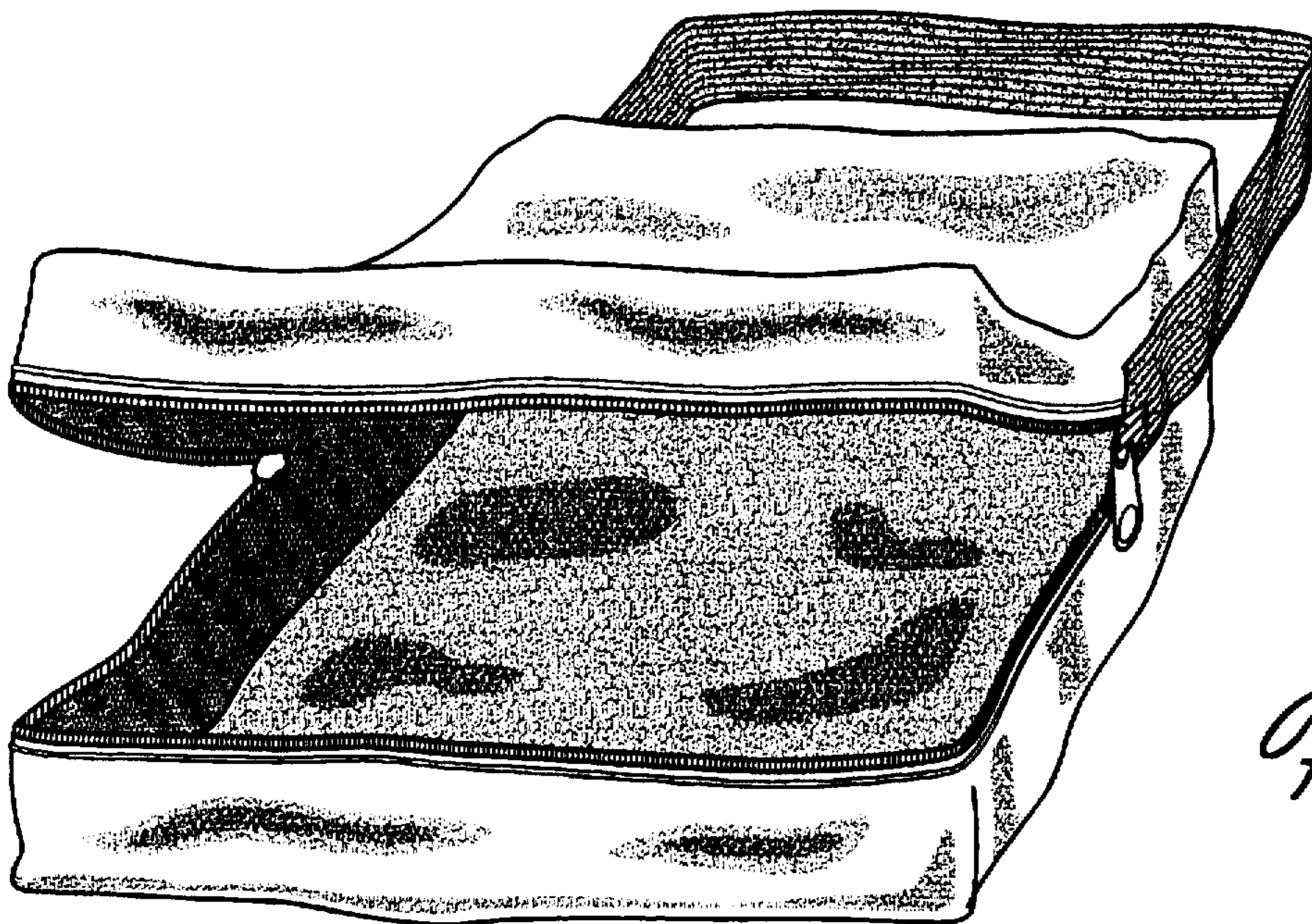
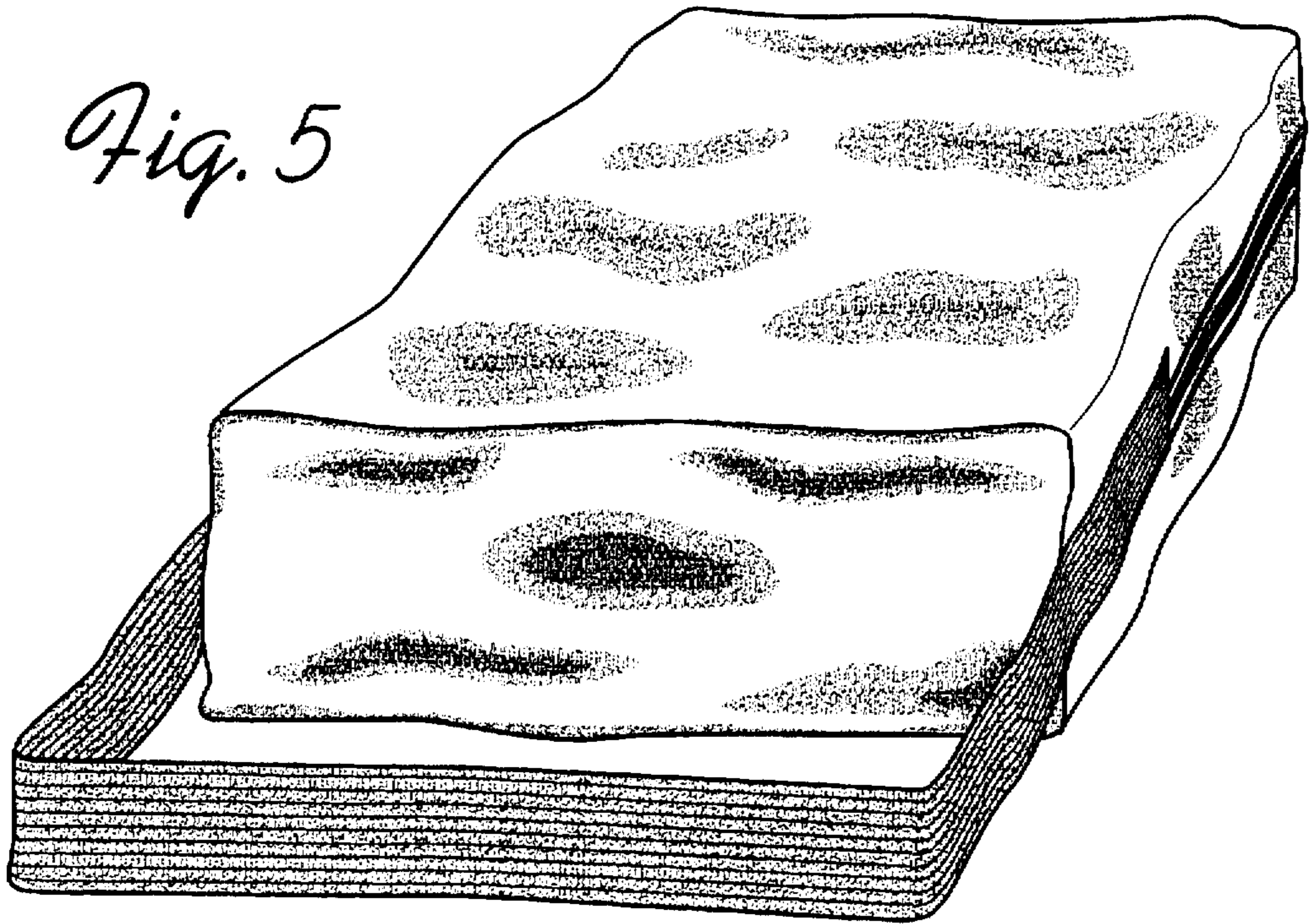




*Fig. 3*



*Fig. 4*



*Fig. 6*