



US00D395745S

United States Patent [19] Rask

[11] Patent Number: **Des. 395,745**
[45] Date of Patent: ****Jul. 7, 1998**

[54] **PORTION OF A SHOE UPPER**
[75] Inventor: **Matthew N. Rask, Boring, Oreg.**
[73] Assignee: **Nike, Inc., Beaverton, Oreg.**
[**] Term: **14 Years**

806,267 12/1905 King 36/114
3,138,880 6/1964 Kunzli .
3,406,469 10/1968 Dani D2/902 X
4,756,098 7/1988 Boggia .
4,949,476 8/1990 Anderie .
5,271,130 12/1993 Batra .
5,272,822 12/1993 Diaz .
5,377,430 1/1995 Hatfield et al. .

[21] Appl. No.: **75,033**
[22] Filed: **Aug. 15, 1997**

OTHER PUBLICATIONS

[51] **LOC (6) Cl.** **02-99**
[52] **U.S. Cl.** **D2/972**
[58] **Field of Search** D2/896, 902, 907,
D2/929, 935, 943, 944, 946, 969-972;
36/83, 84, 114, 45, 50.1, 102, 126, 128,
129

Nike Footwear Catalog, Fall 1985, p. 49. Published Dec. 1984.
Nike Footwear Catalog, Spring 1986, p. 53. Published Jun. 1985.
Nike Footwear Catalog, Fall 1987, p. 88. Published Jan. 1987.

(List continued on next page.)

[56] References Cited

Primary Examiner—Dominic Simone
Attorney, Agent, or Firm—Banner & Witcoff

U.S. PATENT DOCUMENTS

D. 57,110 2/1921 Brown D2/902
D. 157,034 1/1950 Eldon D2/902
D. 251,158 2/1979 Edmonds .
D. 254,398 3/1980 Finn .
D. 278,185 4/1985 Michaeli .
D. 325,809 5/1992 Close .
D. 331,484 12/1992 Feller .
D. 332,002 12/1992 Hatfield et al. .
D. 345,246 3/1994 Greene .
D. 364,498 11/1995 Teague .
D. 365,200 12/1995 Teague .
D. 369,897 5/1996 Worthington .
D. 375,194 11/1996 Teague .
D. 375,617 11/1996 Orzek .
D. 377,261 1/1997 Avar .
D. 380,080 6/1997 Avar .
D. 380,082 6/1997 Hatfield .
D. 380,601 7/1997 Gerber .
D. 382,390 8/1997 Teague .
D. 383,596 9/1997 Hatfield D2/972
D. 384,801 10/1997 Rask D2/972
D. 387,550 12/1997 Ng et al. D2/907 X

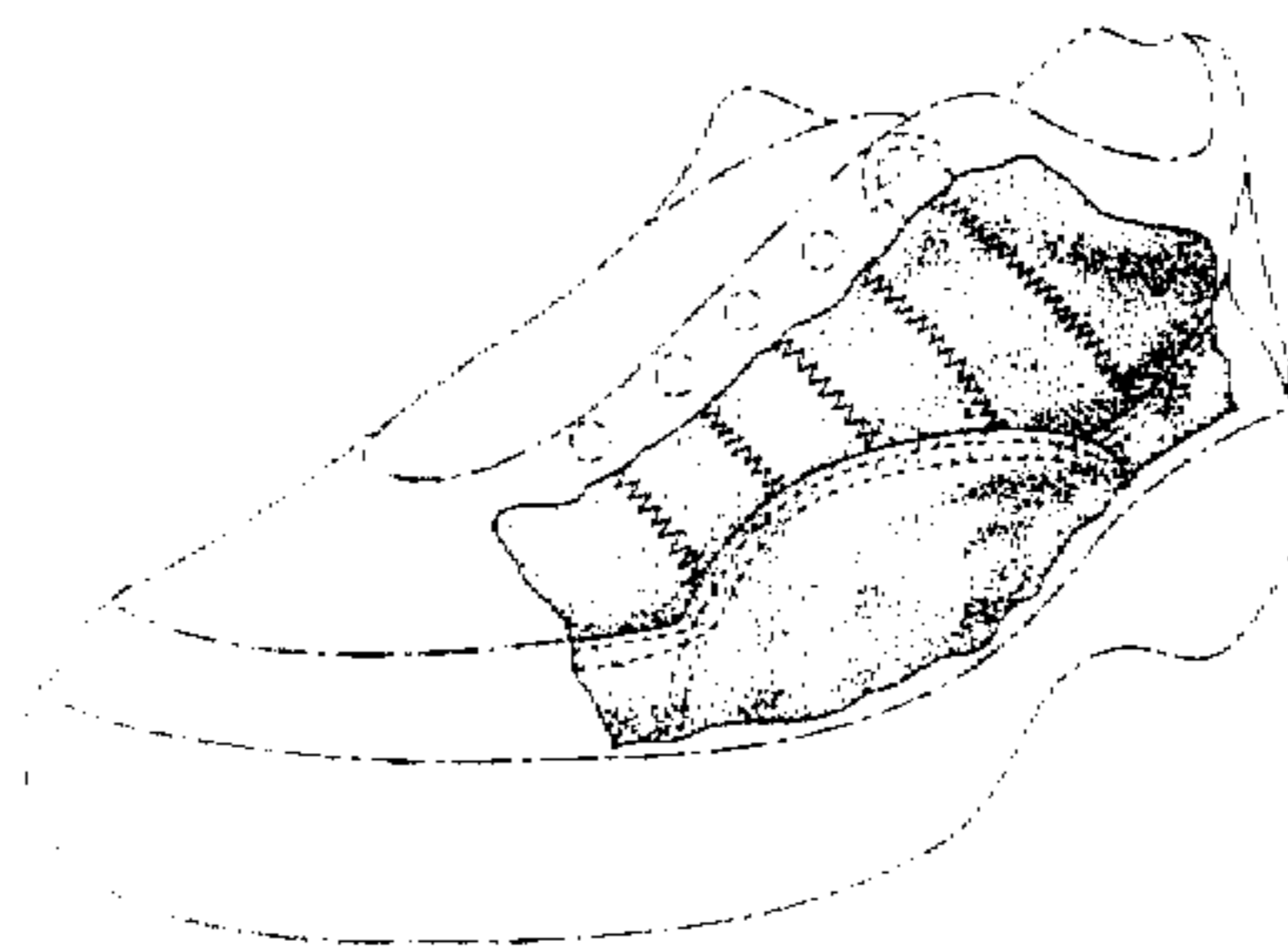
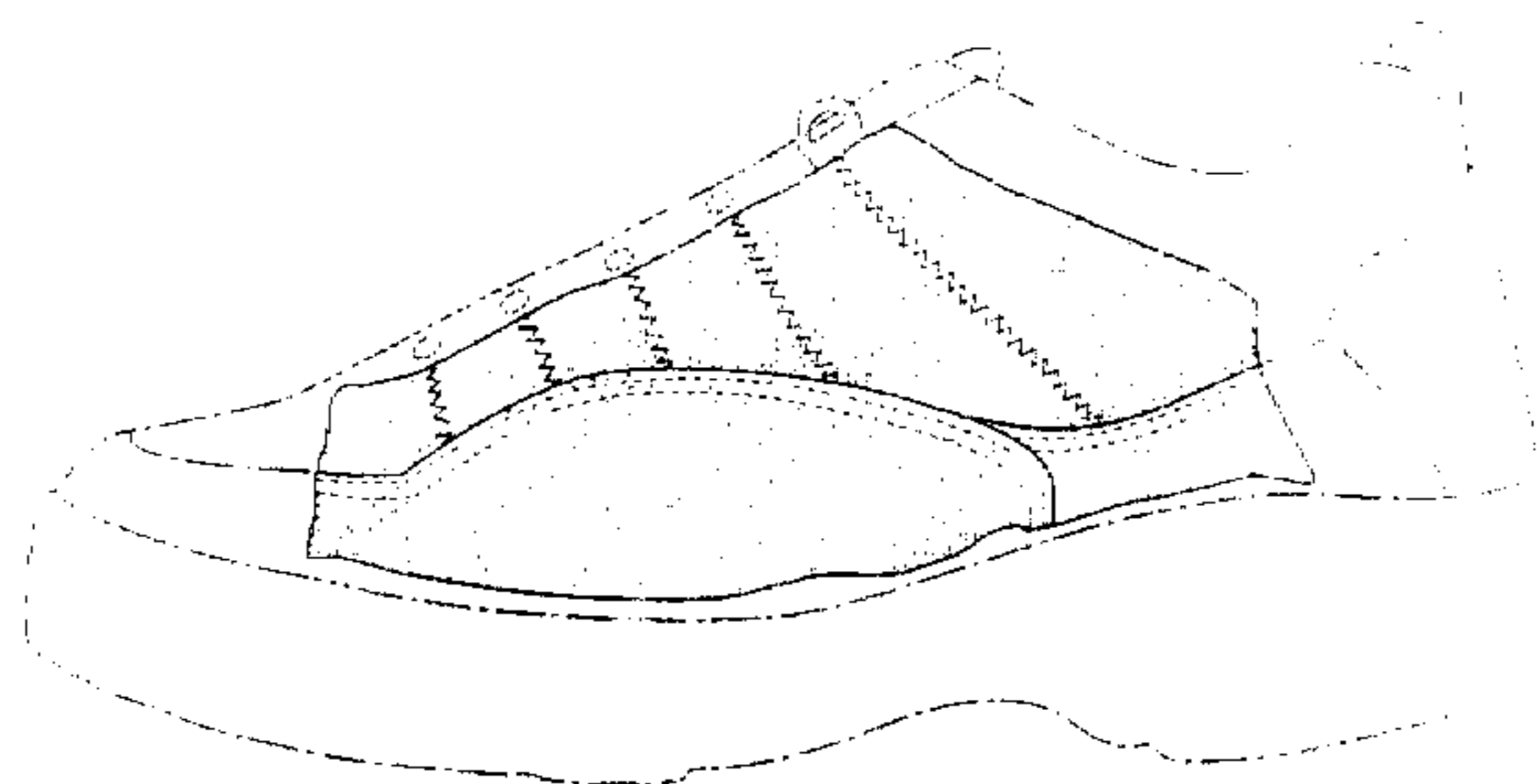
[57] CLAIM

The ornamental design for a portion of a shoe upper, as shown and described.

DESCRIPTION

FIG. 1 is a side elevational view of a portion of a shoe upper showing my new design;
FIG. 2 is a front elevational view of the portion of a shoe upper shown in FIG. 1;
FIG. 3 is a rear elevational view of the portion of a shoe upper shown in FIG. 1;
FIG. 4 is a top plan view of the portion of a shoe upper shown in FIG. 1; and,
FIG. 5 is a perspective view of the portion of a shoe upper shown in FIG. 1.
The jagged line showing of the stitch strips and the broken line showing of the remainder of the shoe are for illustration purposes only and form no part of the claimed design.

1 Claim, 4 Drawing Sheets



OTHER PUBLICATIONS

Nike Footwear Catalog, Spring 1980, p. 118. Published Jun. 1988.

Nike Footwear Catalog, Spring 1991, p. 82. Published Jun. 1990.

Nike Footwear Catalog, Fall 1992, p. 44. Published Dec. 1991.

Nike Footwear Catalog, Fall 1993, p. 80. Published Dec. 1992.

Nike Footwear Catalog, Spring 1994, p. 118. Published Jun. 1993.

Nike Footwear Catalog, Late Spring, 1994, pp. 20 and 36. Published Sep. 1993.

Nike Footwear Catalog, Holiday 1994, p. 30. Published Mar. 1994.

Nike Footwear Catalog, Fall 1995, pp. 27 and 54. Published Nov. 1994.

Nike Footwear Catalog, Holiday 1995, p. 48. Published Mar. 1995.

Nike Footwear Catalog, Late Spring 1996, pp. 24, 26, 74, and 165. Published Aug. 1995.

Nike Footwear Catalog, Holiday 1996, p. 32. Published Mar. 1996.

Nike Footwear Catalog, Spring 1997, pp. 82, 92, and 96. Published Jun. 1996.

Nike Footwear Catalog, Late Spring 1997, pp. 35, 38 and 54. Published Sep. 1996.

Nike Footwear Catalog, Holiday 1997, pp. 123, 135, 204, and 233. Published Mar. 1997.

Nike Footwear Catalog, Spring 1998, pp. 30, 41, and 131. Published Jun. 1997.

FIG. 1

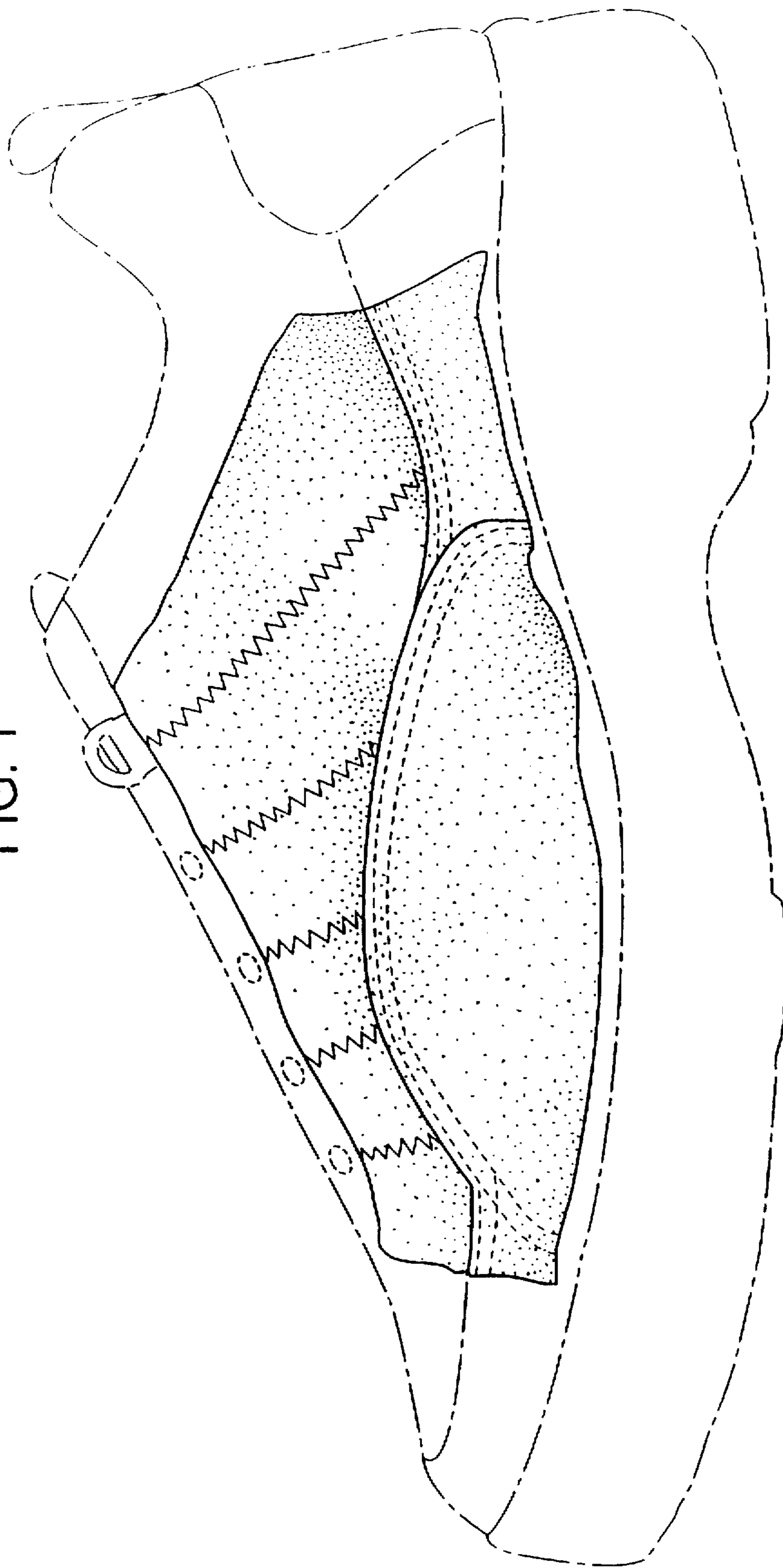


FIG. 2

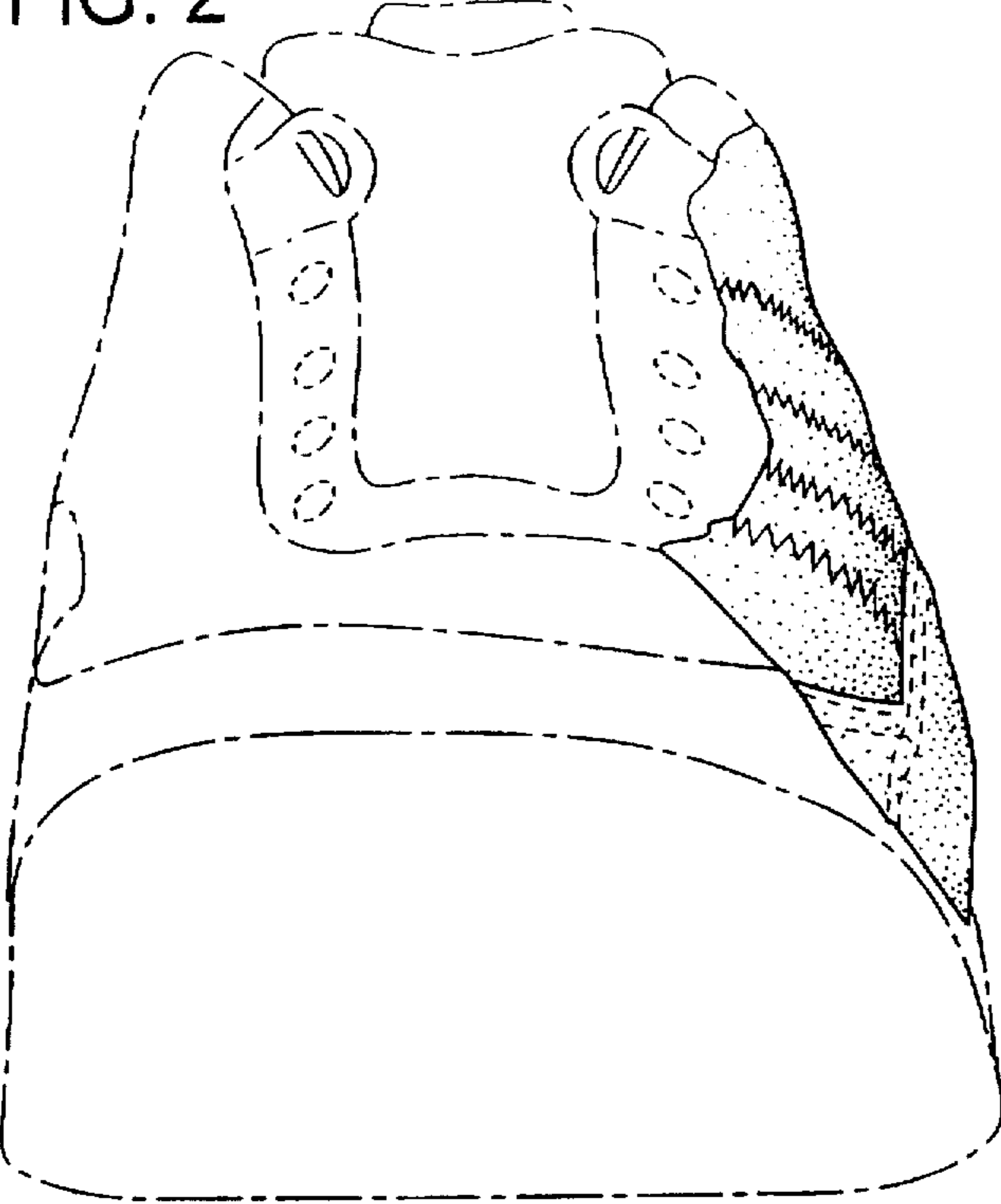


FIG. 3

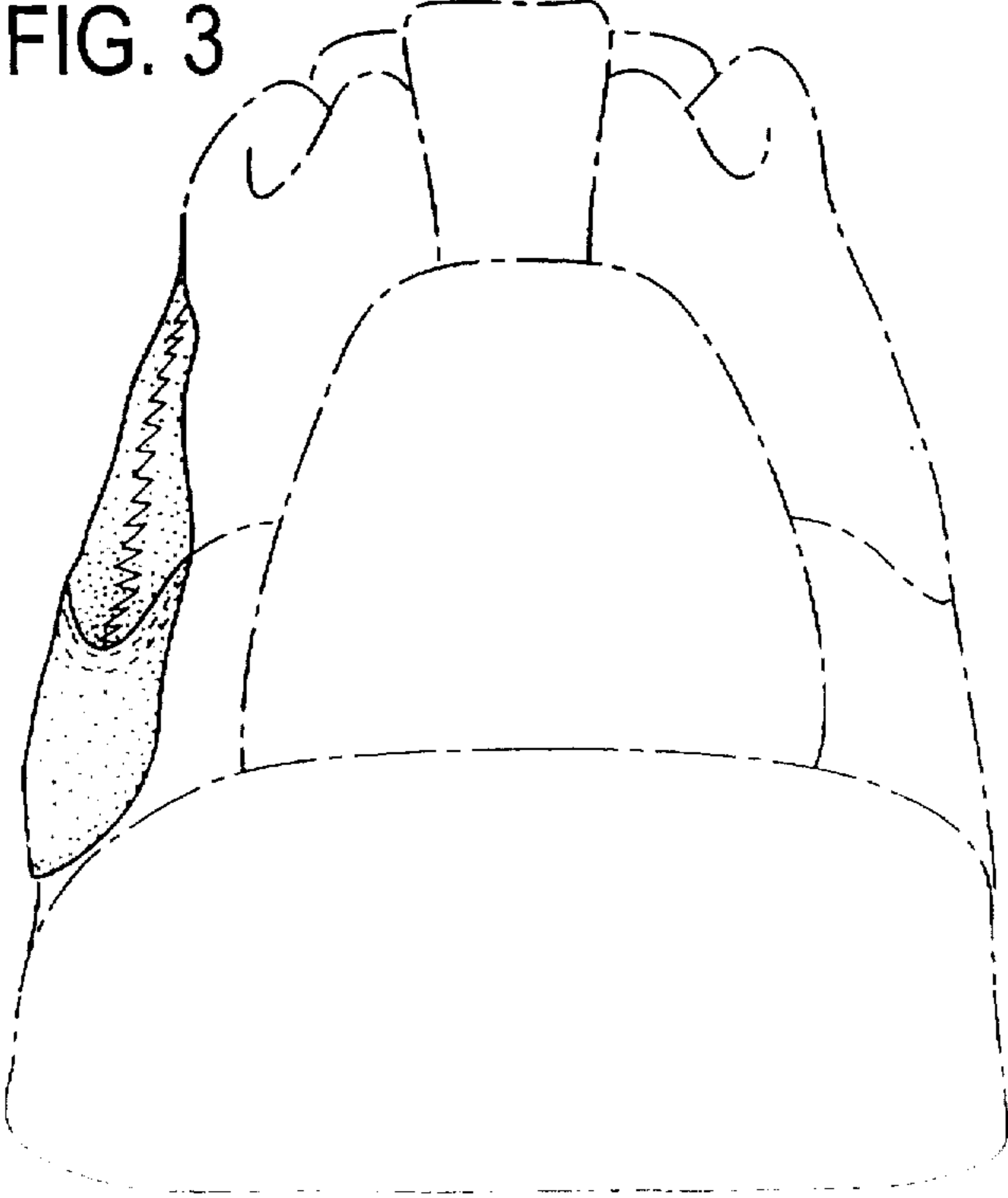
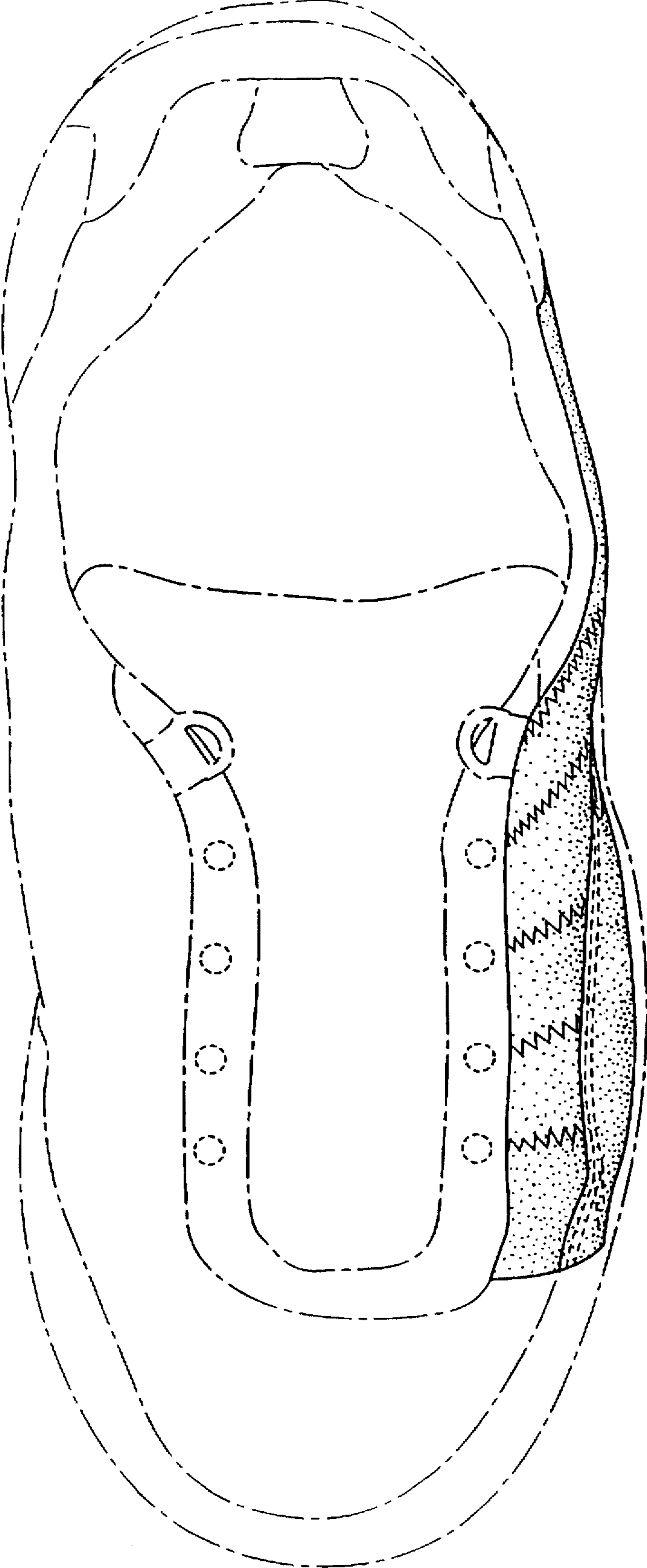


FIG. 4



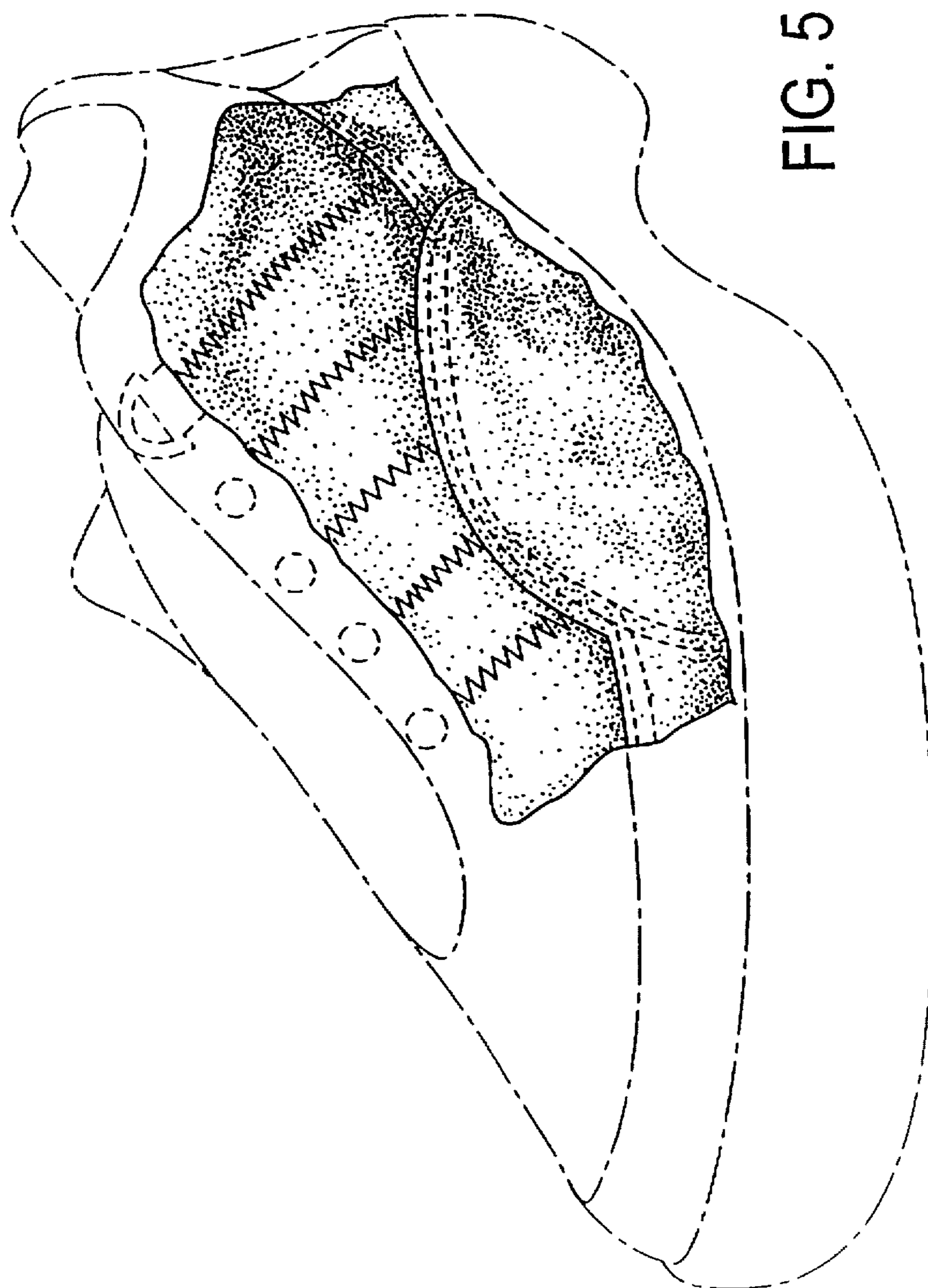


FIG. 5