



US00D395742S

United States Patent [19]

Wurfbain et al.

[11] Patent Number: **Des. 395,742**

[45] Date of Patent: ****Jul. 7, 1998**

[54] **SHOE SOLE**

D. 350,641 9/1994 Kayano et al. D2/959
D. 356,663 3/1995 Ueda D2/902

[75] Inventors: **Diana A. Wurfbain**, Athens; **Theodore A. Kastner**, Lancaster, both of Ohio

Primary Examiner—Doris V. Coles
Attorney, Agent, or Firm—Porter, Wright, Morris & Arthur

[73] Assignee: **Rocky Shoes & Boots, Inc.**,
Nelsonville, Ohio

[57] **CLAIM**

[**] Term: **14 Years**

The ornamental design for a shoe sole, as shown and described.

[21] Appl. No.: **54,776**

DESCRIPTION

[22] Filed: **May 21, 1996**

FIG. 1 is a left side elevational view of a shoe sole showing our new design;

[51] **LOC (6) Cl.** **02-04**

[52] **U.S. Cl.** **D2/957**

FIG. 2 is a right side elevational view thereof;

[58] **Field of Search** D2/897, 902, 906,

FIG. 3 is a front elevational view thereof;

D2/908, 914, 916, 919, 946-960, 962,

FIG. 4 is a rear elevational view thereof; and,

964; 36/85, 101, 103, 104, 106, 113-115,

FIG. 5 is a bottom plan view thereof.

117, 124, 126, 127-130, 3 B, 12-15, 25 R,

The broken line showing of a shoe upper in the figures is for illustrative purposes only and forms no part of the claimed design.

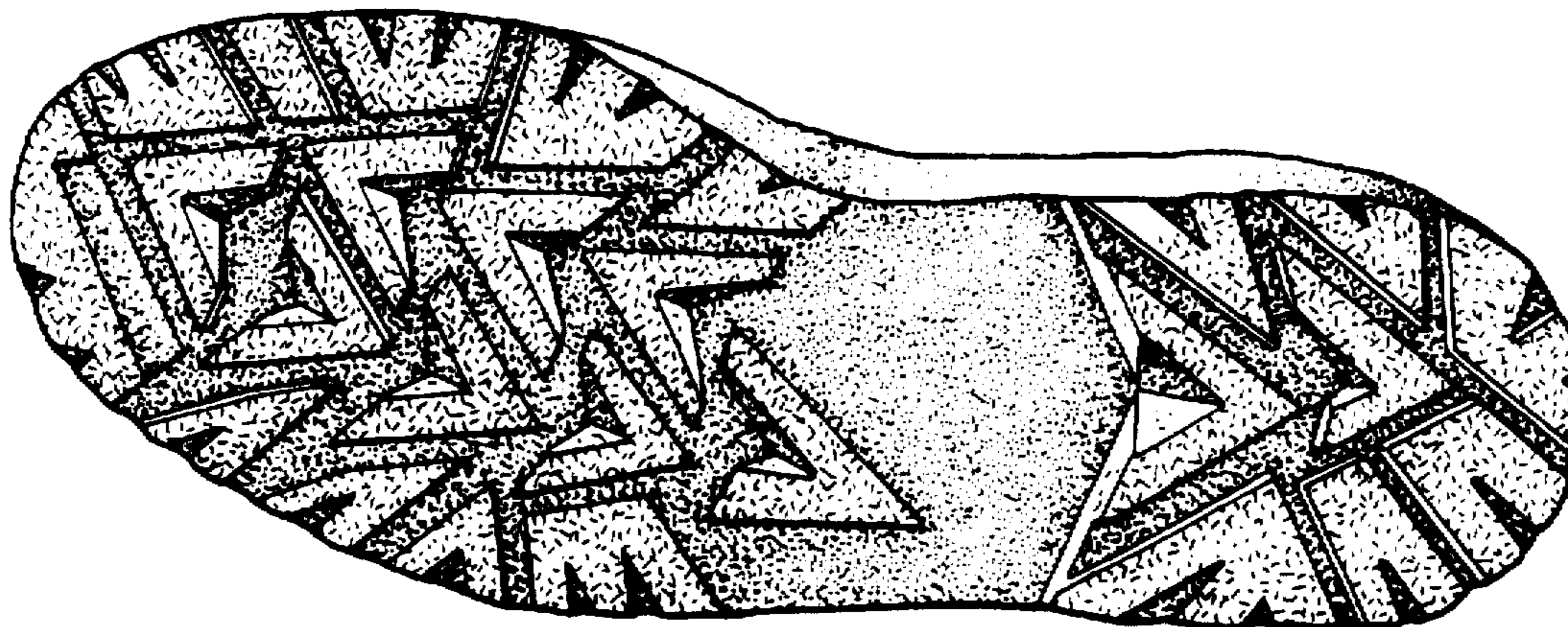
30 R, 32 R, 32 A, 33

[56] **References Cited**

U.S. PATENT DOCUMENTS

D. 325,805 5/1992 Herber D2/959

1 Claim, 3 Drawing Sheets



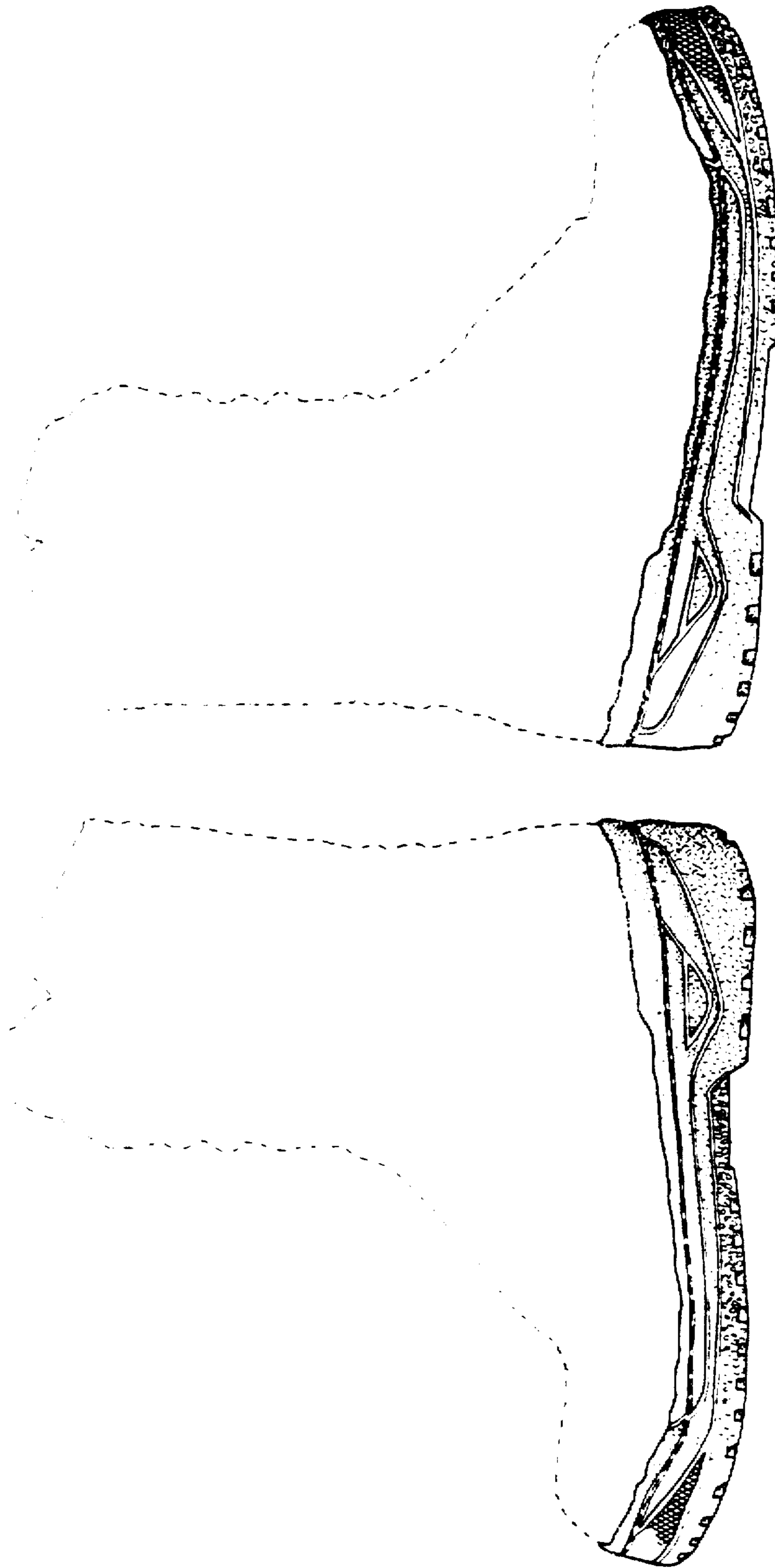


FIG. 2

FIG. 1




FIG. 3

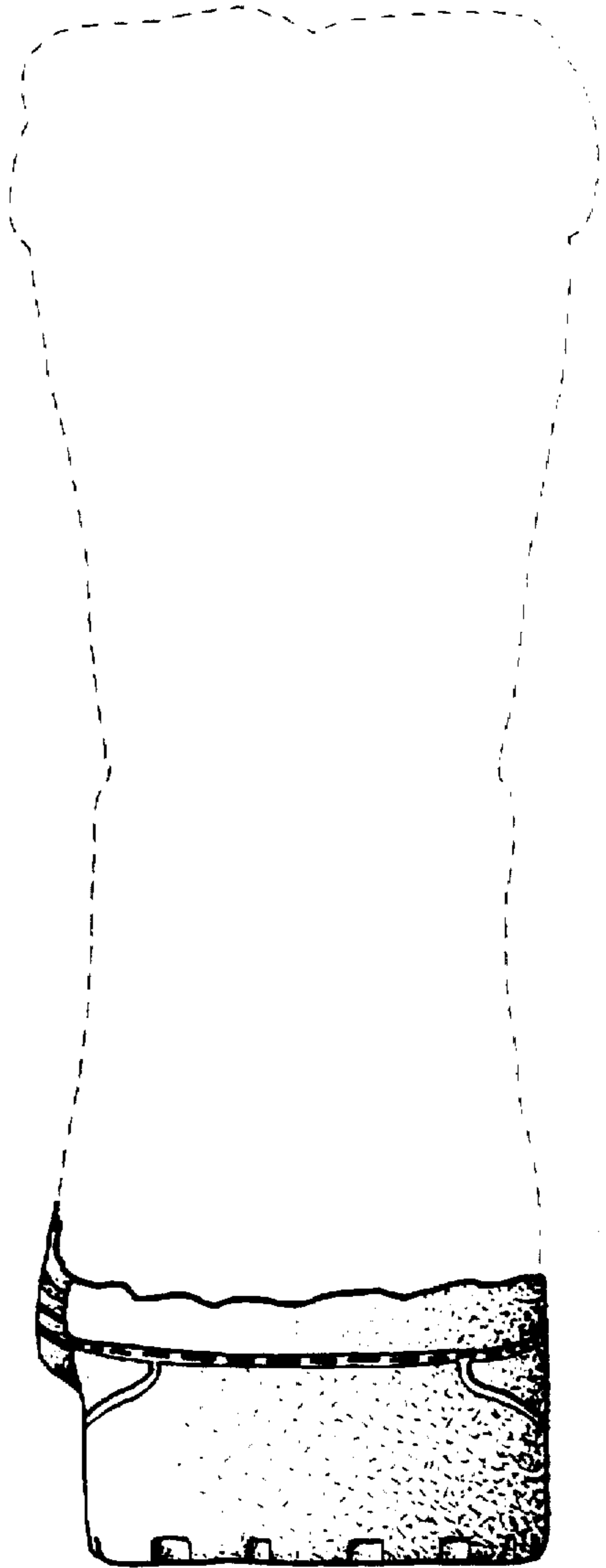


FIG. 4

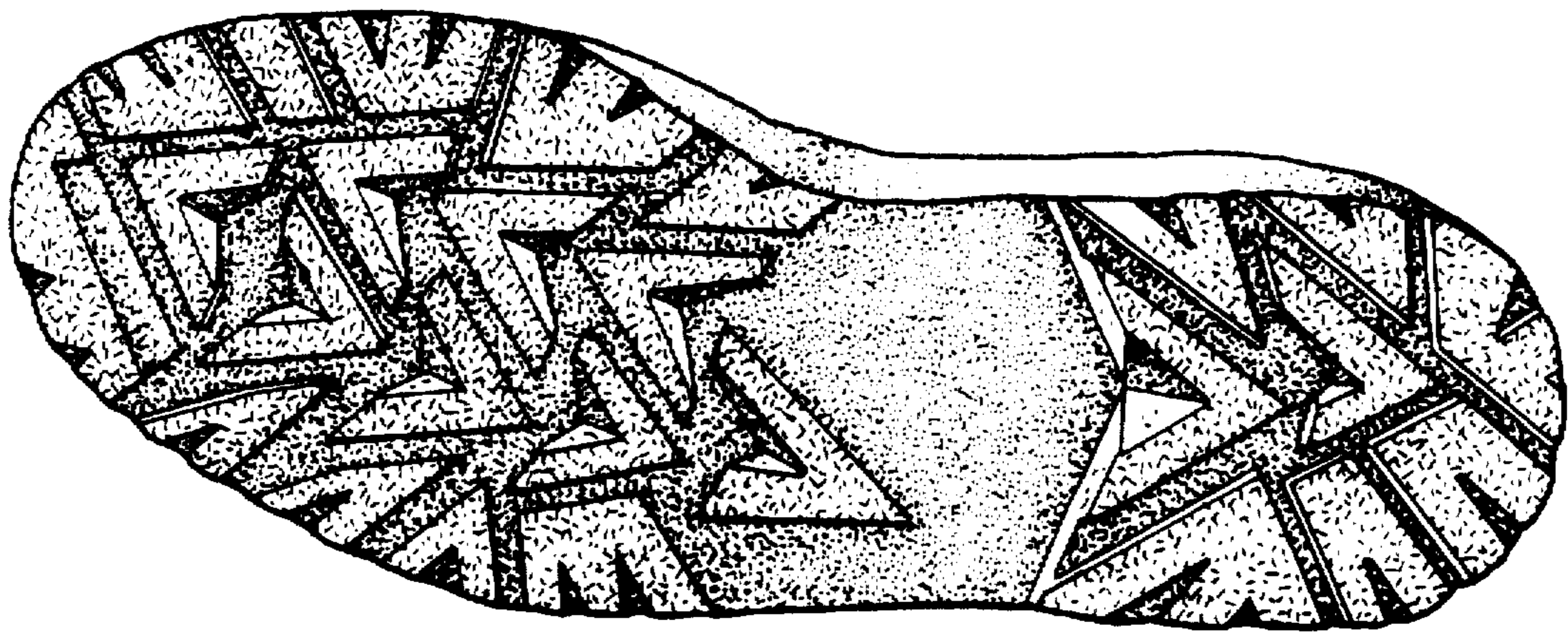


FIG. 5