



US00D395734S

United States Patent [19]

[11] **Patent Number: Des. 395,734**

Tsai

[45] **Date of Patent: **Jun. 30, 1998**

[54] HAIR CLASP

[76] Inventor: **Kai Mou Tsai**, 4F., No. 2, Lane 135, Tao-Hsiang Rd., Peitou Dist., Taipei, Taiwan

[**] Term: **14 Years**

[21] Appl. No.: **58,669**

[22] Filed: **Aug. 20, 1996**

[51] **LOC (6) Cl.** **28-03**

[52] **U.S. Cl.** **D28/41**

[58] **Field of Search** D28/39-43; D2/865, D2/875; 132/273, 275; D11/3-5, 12, 15, 18

[56] **References Cited**

U.S. PATENT DOCUMENTS

D. 44,556	8/1913	Cunningham	D11/5
D. 90,188	6/1933	Behr	D28/41
D. 172,122	5/1954	Armbrust	D11/15
D. 205,576	8/1966	Day	D28/41
D. 214,525	6/1969	Weitz	D11/15
D. 342,154	12/1993	Capello	D28/41 X

OTHER PUBLICATIONS

Hong Kong Enterprise Feb. 1982, p. 101 hair bands indicated by arrows.

Primary Examiner—Ted Shooman

Assistant Examiner—C. Tuttle

Attorney, Agent, or Firm—Morton J. Rosenberg; David I. Klein; Jun Y. Lee

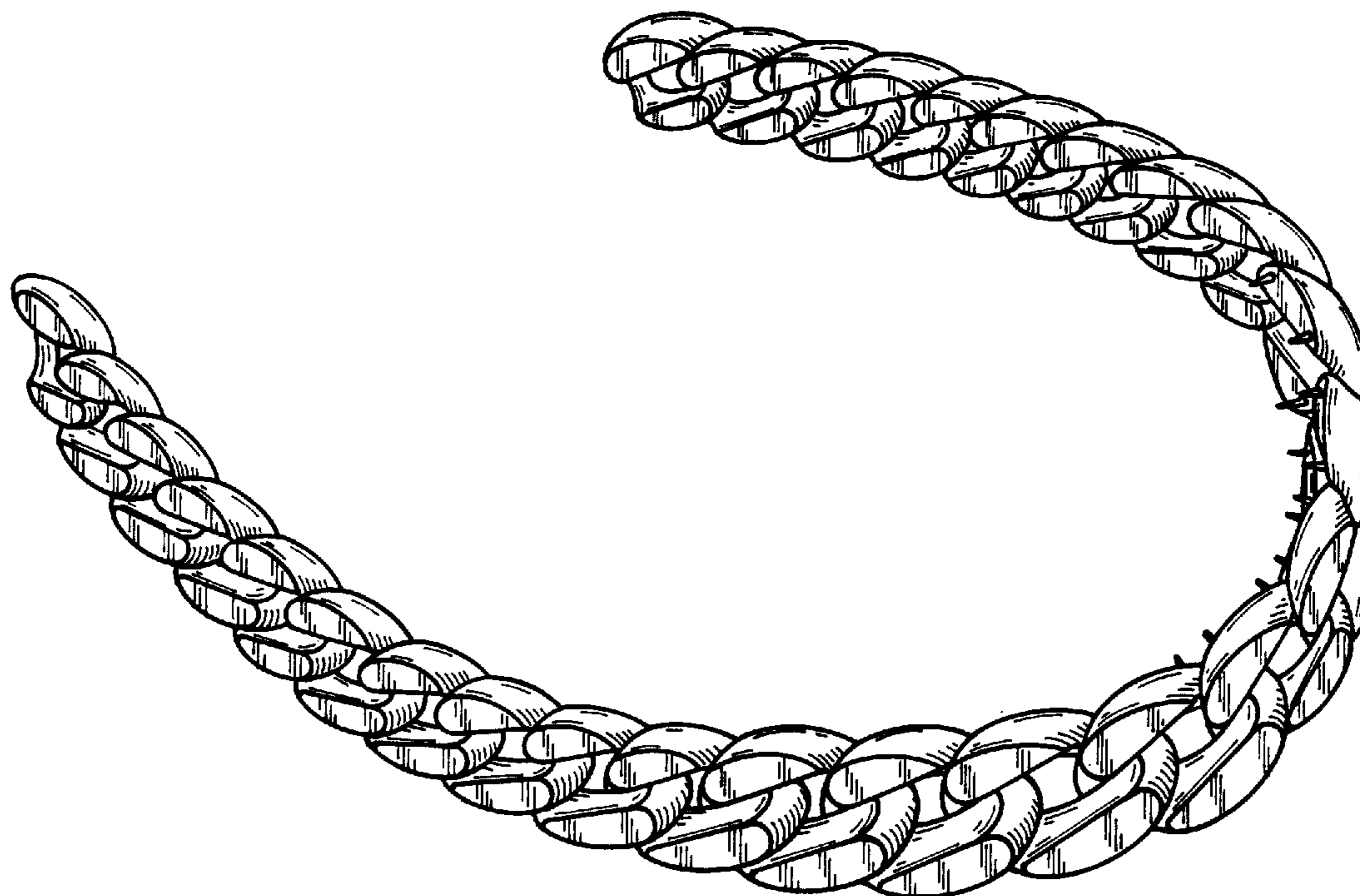
[57] **CLAIM**

The ornamental design for a hair clasp, as shown and described.

DESCRIPTION

FIG. 1 is a perspective view of a hair clasp showing my design;
FIG. 2 is a top view of the hair clasp shown in FIG. 1;
FIG. 3 is a bottom view of the hair clasp shown in FIG. 1;
FIG. 4 is a front view of the hair shown in FIG. 1;
FIG. 5 is a rear view of the hair clasp shown in FIG. 1;
FIG. 6 is a left elevational view of the hair clasp shown in FIG. 1; and,
FIG. 7 is a right elevational view of the hair clasp shown in FIG. 1.

1 Claim, 4 Drawing Sheets



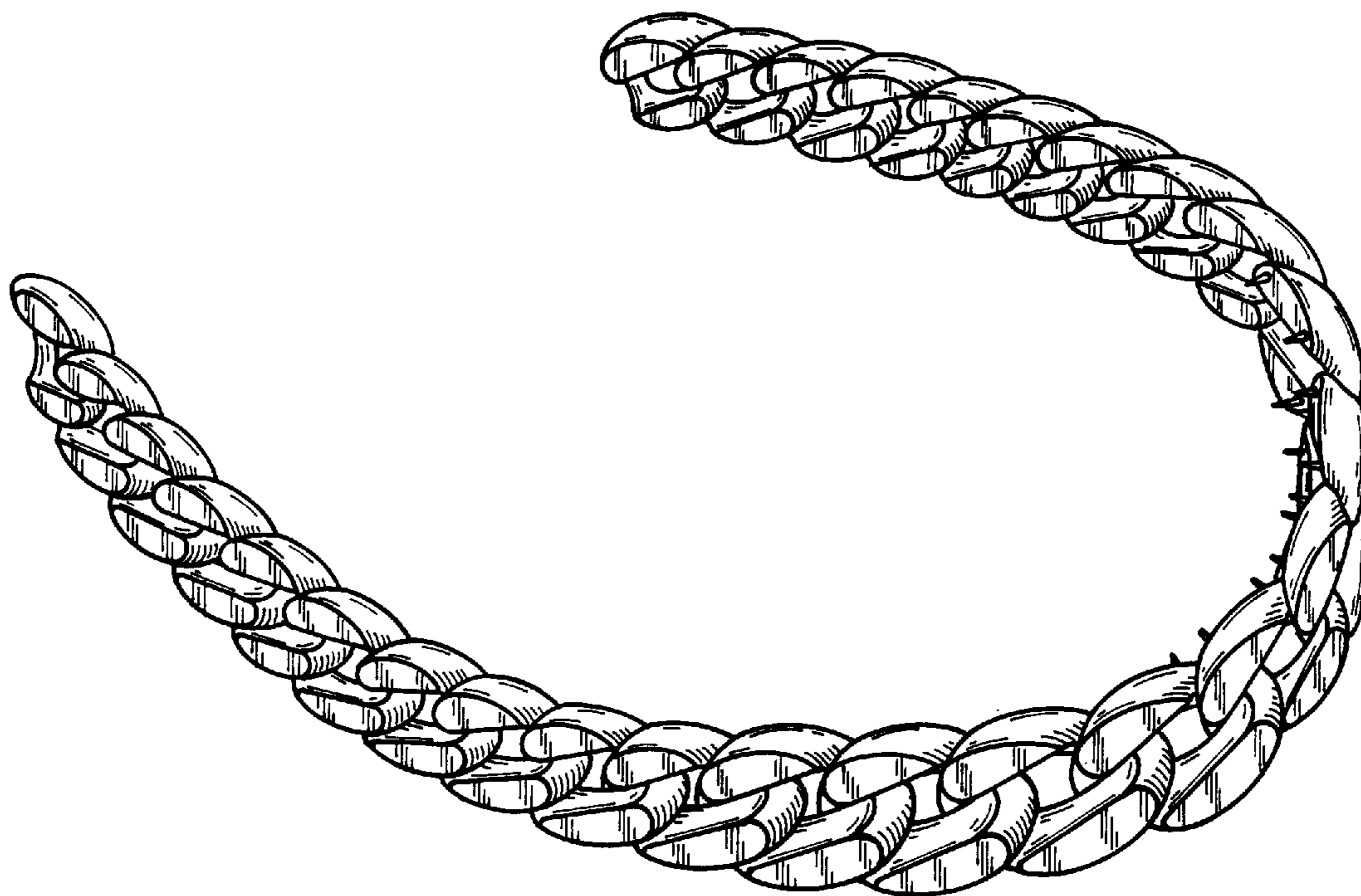


FIG. 1

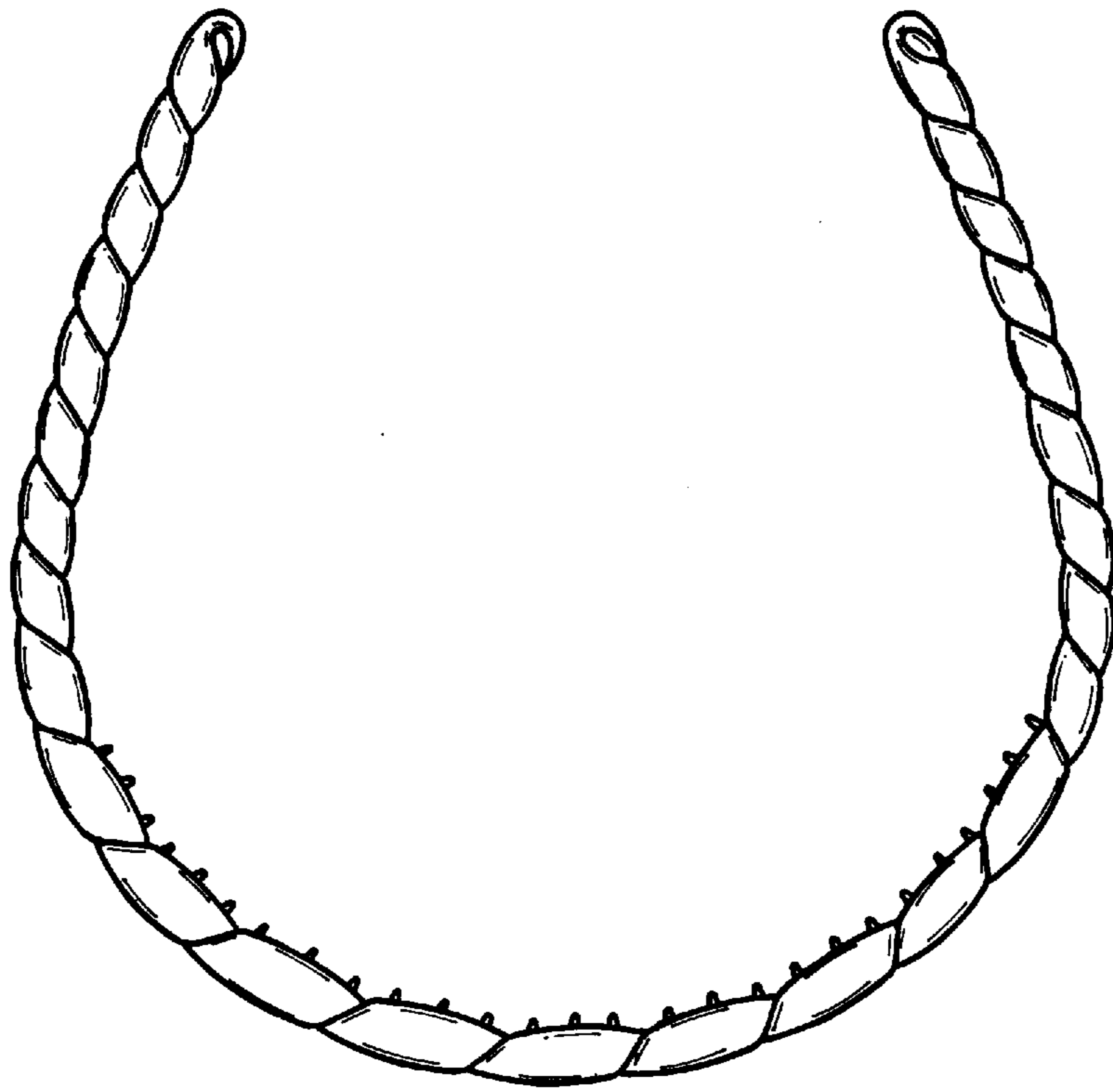


FIG. 2




FIG. 3

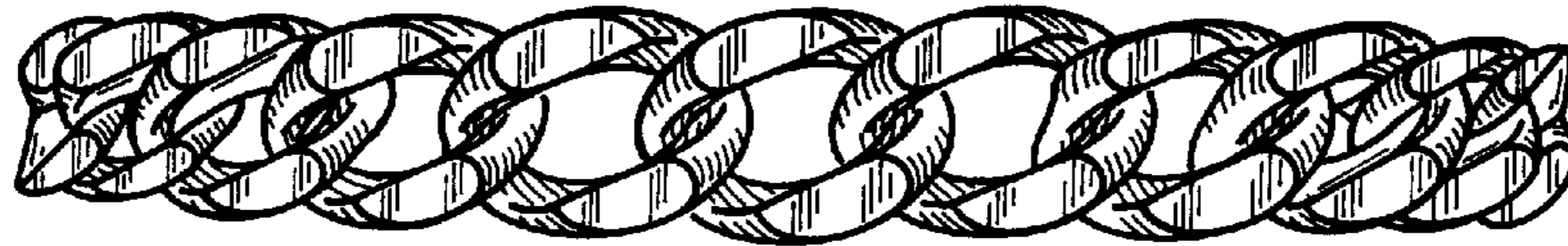


FIG. 4




FIG. 5




FIG. 6

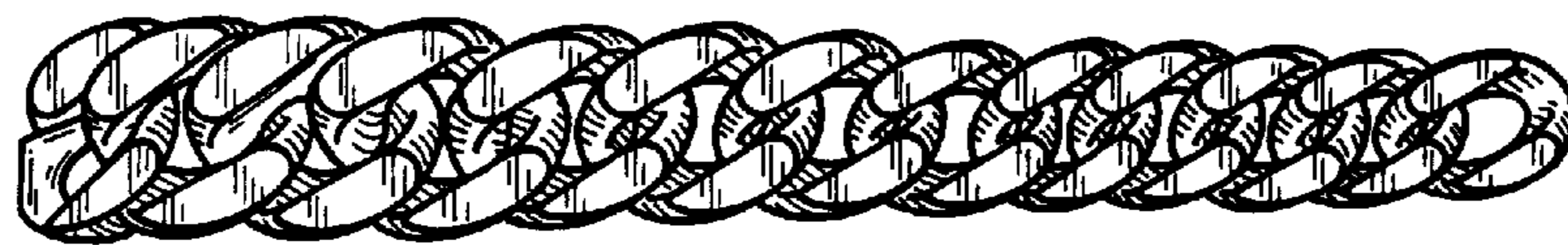


FIG. 7