



US00D395715S

United States Patent [19] Queen

[11] **Patent Number: Des. 395,715**

[45] **Date of Patent: **Jun. 30, 1998**

[54] **STROBE LIGHT CASING**

[76] Inventor: **Lorne Queen**, RR#1, Keewatin,
Ontario, Canada, P0X 1C0

[**] Term: **14 Years**

[21] Appl. No.: **49,629**

[22] Filed: **Jan. 11, 1996**

[30] **Foreign Application Priority Data**

Jul. 11, 1995 [CA] Canada 1995-1521

[51] **LOC (6) Cl.** **26-05**

[52] **U.S. Cl.** **D26/24; D16/203; D20/10;**
D21/204; D26/72

[58] **Field of Search** D26/24, 72, 85,
D26/362, 267; 362/147, 269, 275, 287,
285, 427, 418, 419, 362, 367, 267; 315/149;
356/23; D16/203; D20/10; 396/427; D21/204;
473/570; 40/541, 564; D6/308, 309

[56] **References Cited**

U.S. PATENT DOCUMENTS

D. 210,239 2/1968 Bobrick D26/68

D. 232,858 9/1974 Husby D26/71
D. 330,392 10/1992 Vazeille et al. D20/10
2,243,712 5/1941 Levy 362/275
2,918,568 12/1959 Steber 362/410
3,179,791 4/1965 Mole 362/806 X
3,675,073 7/1972 Hogue 315/149
3,694,648 9/1972 Yates 359/799 X

Primary Examiner—Susan J. Lucas
Attorney, Agent, or Firm—Lynn S. Cassan; P. Scott Maclean

[57] **CLAIM**

The ornamental design for a strobe light casing, as shown and described.

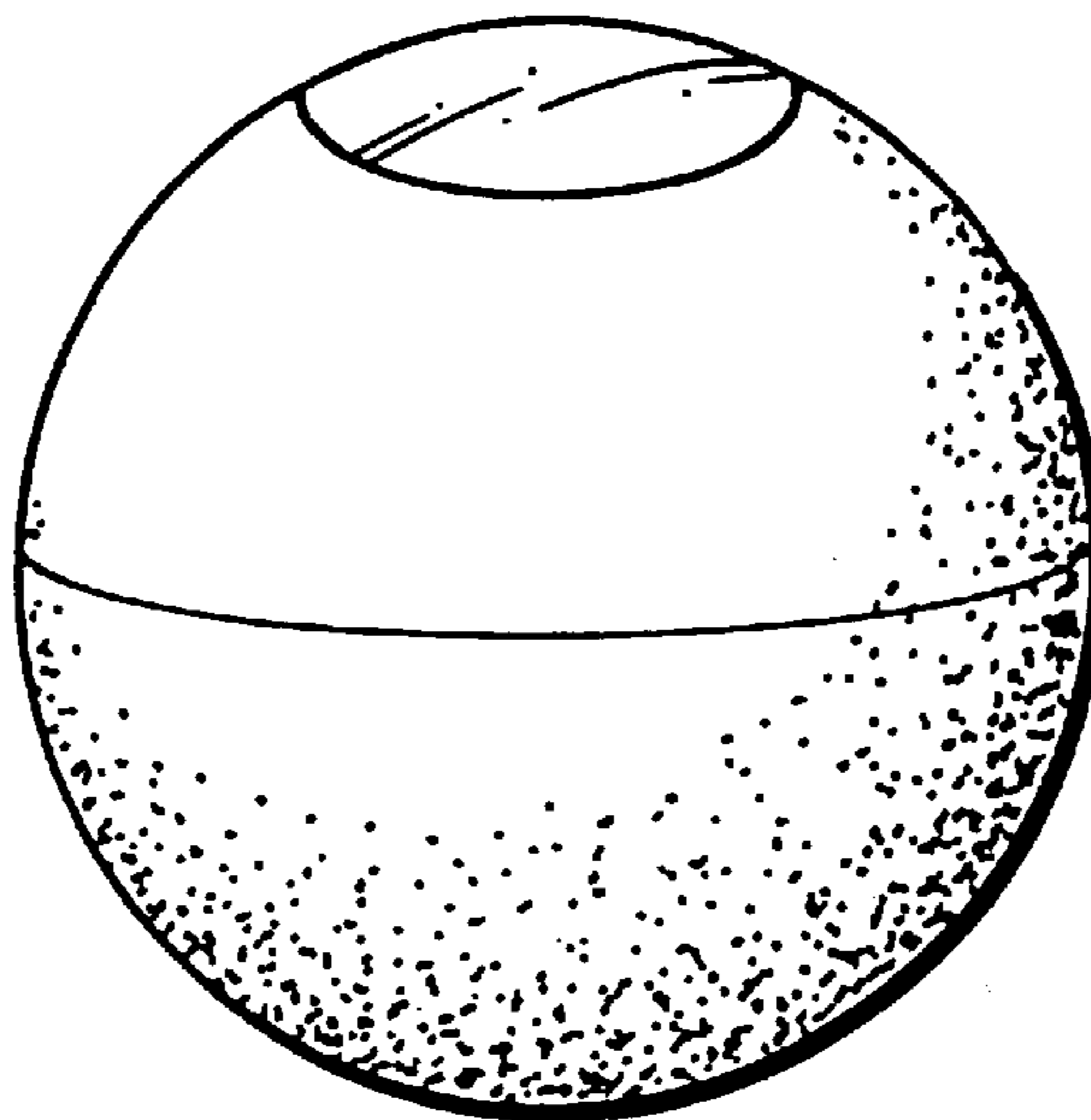
DESCRIPTION

FIG. 1 is a front, perspective view; the left side, right side, and back perspective views are identical;

FIG. 2 is a top view; and,

FIG. 3 is a bottom view.

1 Claim, 2 Drawing Sheets



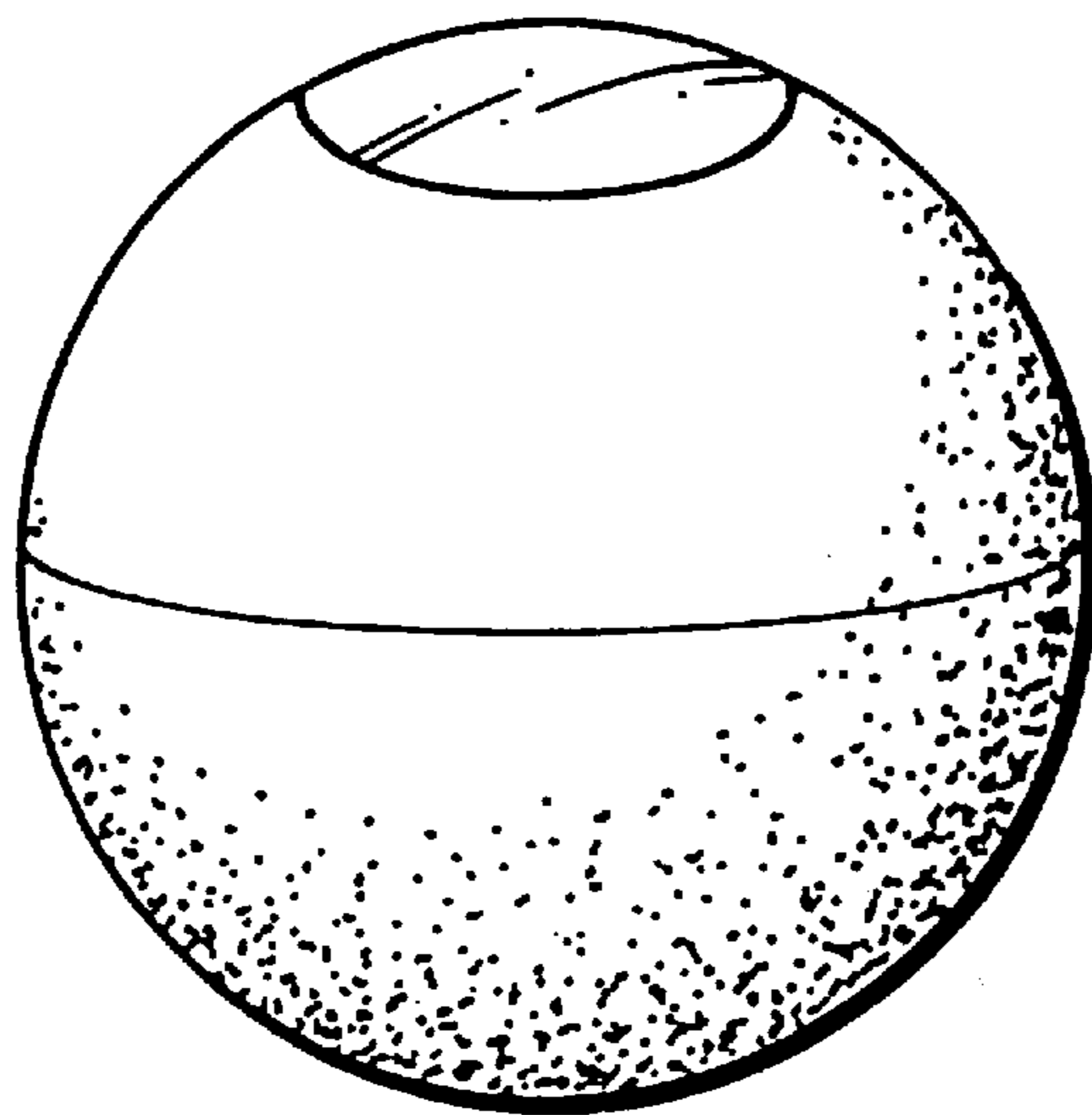


FIG. 1

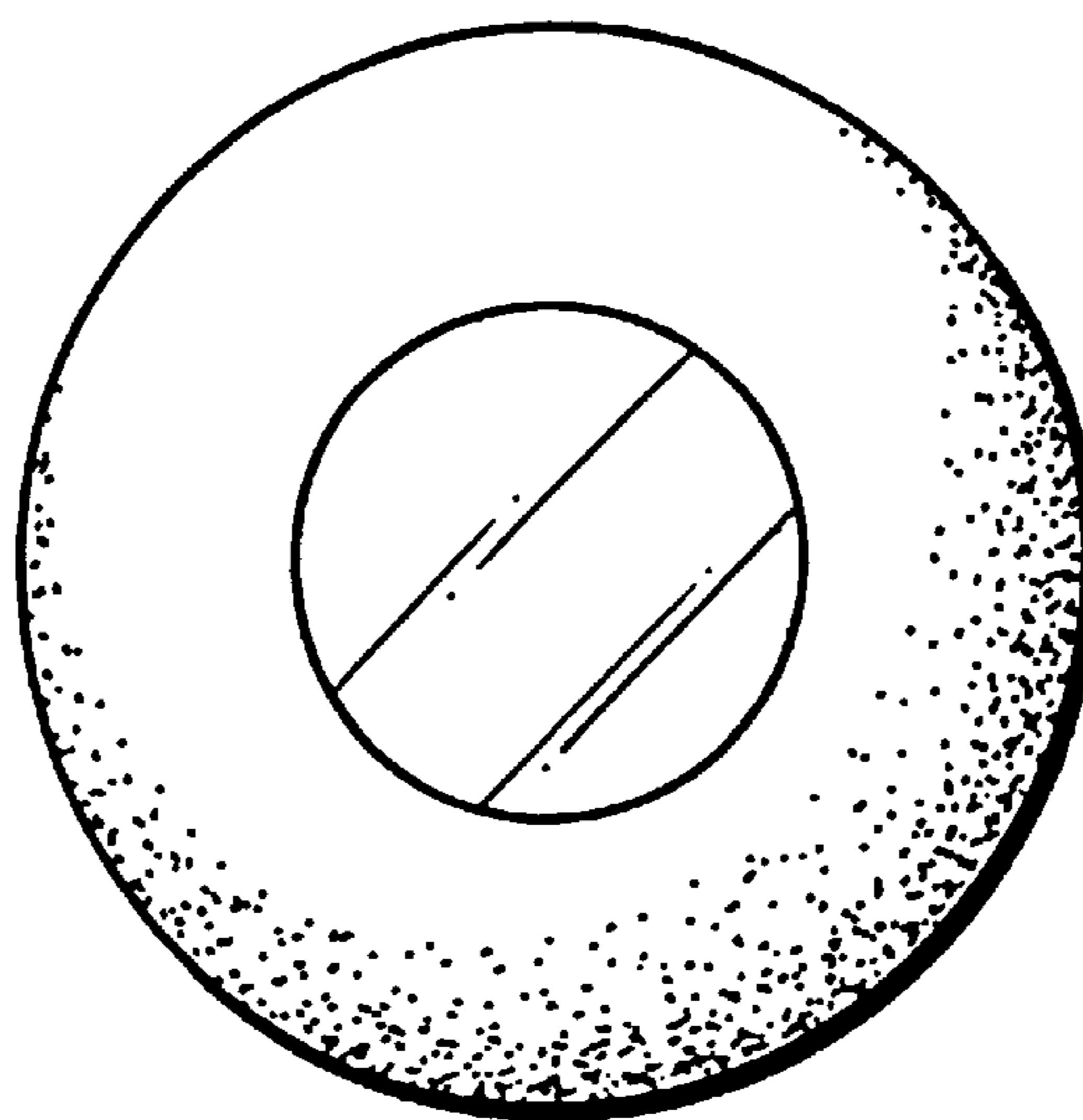


FIG. 2




FIG. 3