



US00D395713S

United States Patent [19]

Schrotenboer

[11] Patent Number: **Des. 395,713**

[45] Date of Patent: ****Jun. 30, 1998**

[54] FLOOR PANEL

4,745,715 5/1988 Harwicke et al. D25/138

[76] Inventor: **Richard L. Schrotenboer**, 9900 Lake Michigan Dr., West Olive, Mich. 49460-9645

Primary Examiner—Doris Clark
Attorney, Agent, or Firm—Miller, Johnson, Snell & Cumiskey, P.L.C.

[**] Term: **14 Years**

[57] CLAIM

[21] Appl. No.: **51,868**

The ornamental design for the floor panel, as shown and described.

[22] Filed: **Mar. 8, 1996**

DESCRIPTION

[51] LOC (6) Cl. **25-01**

[52] U.S. Cl. **D25/152**

[58] Field of Search D30/120, 119; D25/53, 152, 153, 156, 138; 52/673; 119/525-530

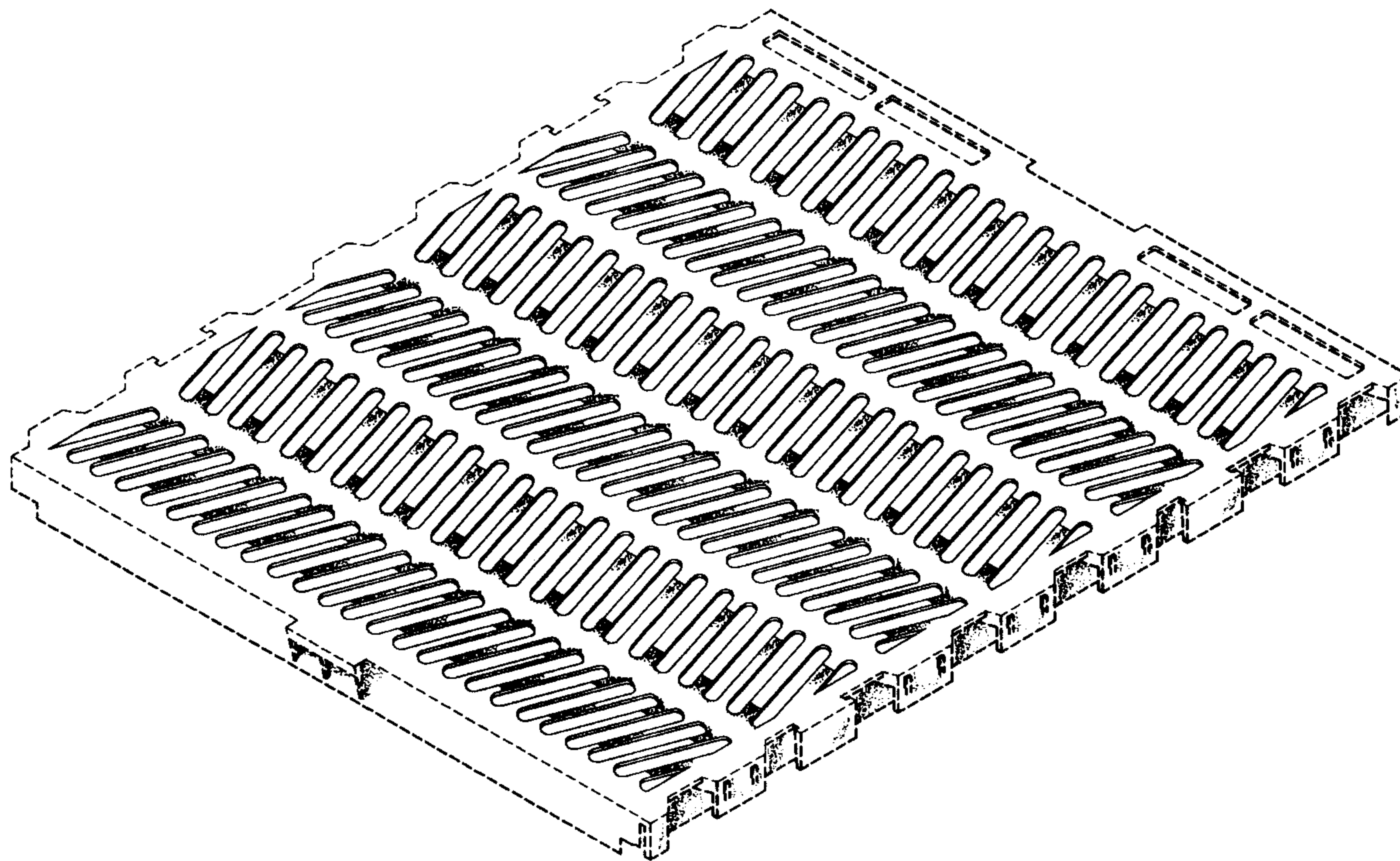
FIG. 1 is a perspective view of the invention;
FIG. 2 is a top plan view of the invention;
FIG. 3 is a bottom plan view of the invention;
FIG. 4 is an elevational end view of the invention;
FIG. 5 is an elevational view of the opposite end of that shown in FIG. 4;
FIG. 6 is an elevational side view of the invention; and,
FIG. 7 is an elevational view of the opposite side of that shown in FIG. 5.

[56] References Cited

U.S. PATENT DOCUMENTS

- D. 349,774 8/1994 Kongsgaard D25/156
- D. 352,573 11/1994 Sampson et al. D25/152
- 3,438,312 4/1969 Becker et al. 52/673

1 Claim, 4 Drawing Sheets



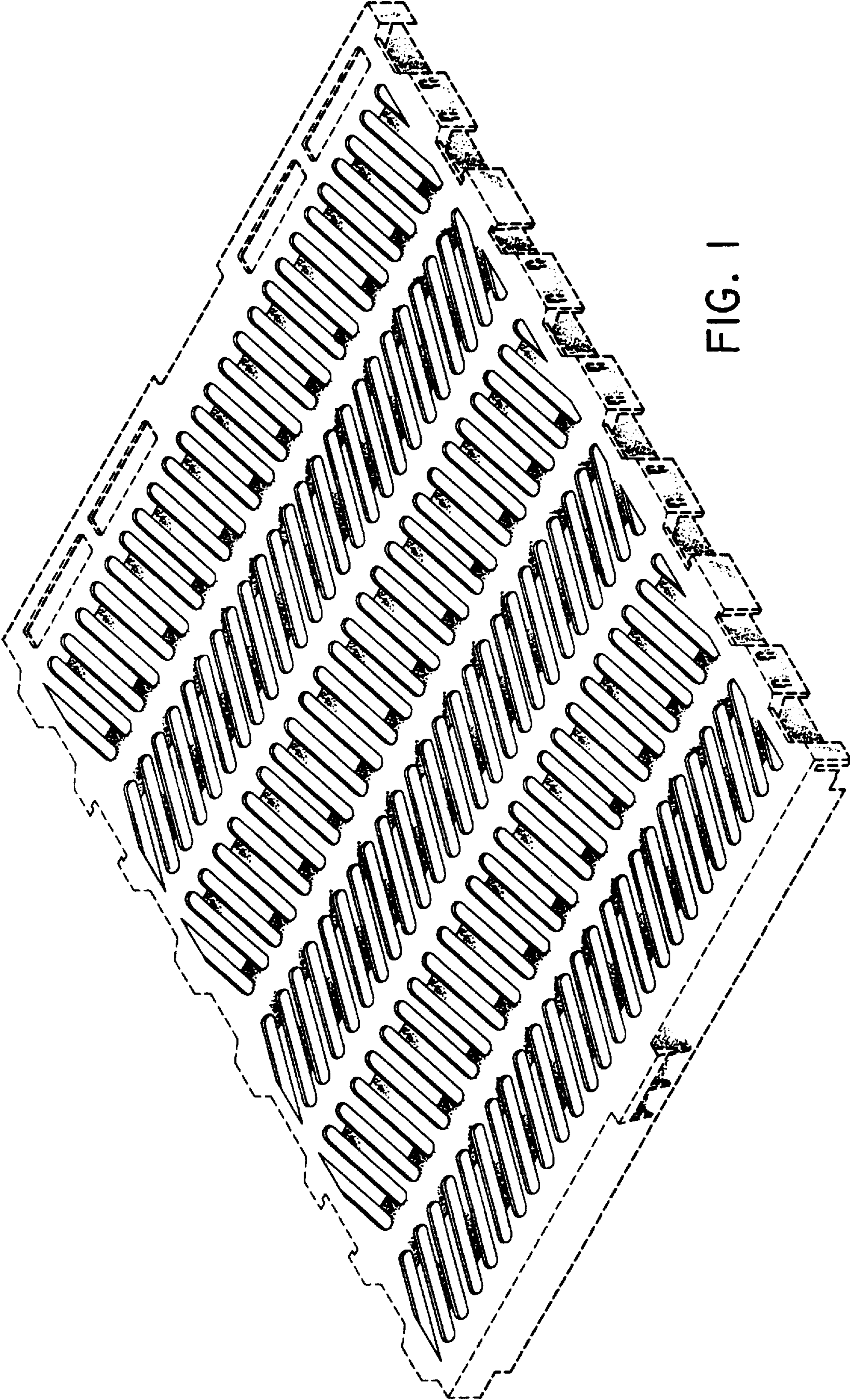


FIG. 1

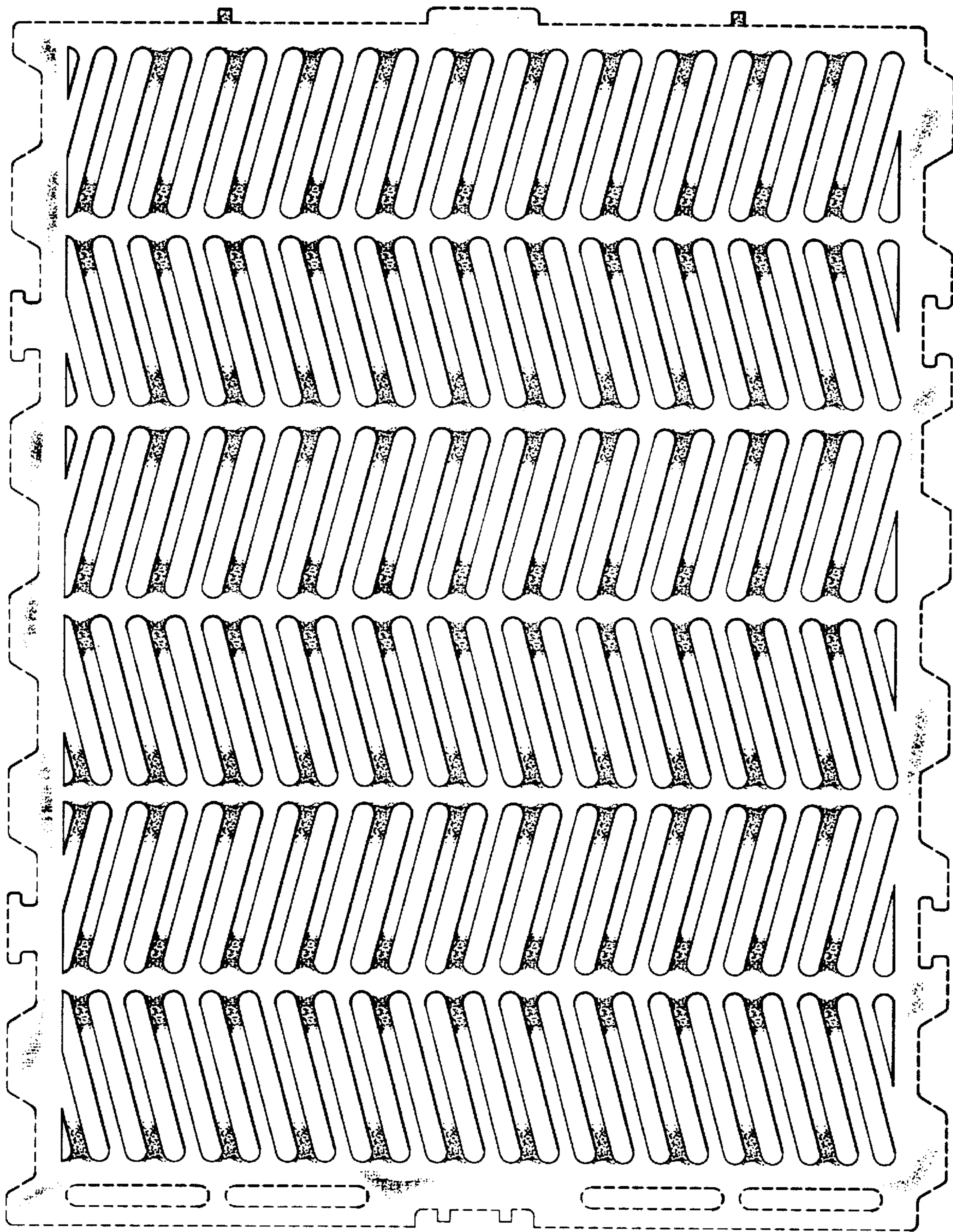


FIG. 2




FIG. 3




FIG. 4



FIG. 5




FIG. 6

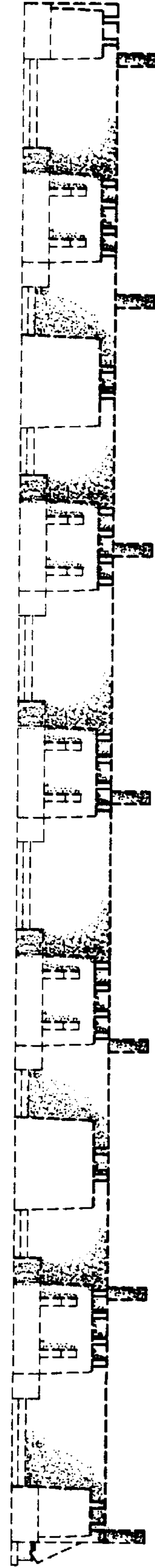


FIG. 7