



US00D395706S

United States Patent [19]

[11] **Patent Number: Des. 395,706**

Minshull

[45] **Date of Patent: **Jun. 30, 1998**

[54] **OVERCAP FOR A NASAL INHALATION DEVICE**

[75] Inventor: **Stephen John Minshull**, Haslington, Isle of Man

[73] Assignee: **Fisons plc**, Ipswich, England

[**] Term: **14 Years**

[21] Appl. No.: **58,215**

[22] Filed: **Aug. 9, 1996**

[30] **Foreign Application Priority Data**

Feb. 8, 1996 [GB] United Kingdom 2053928

[51] **LOC (6) Cl.** **24-04**

[52] **U.S. Cl.** **D24/110**

[58] **Field of Search** D24/100, 110, D24/110.1-129; 128/200.14, 200.18, 200.21, 200.22

[56] **References Cited**

U.S. PATENT DOCUMENTS

- D. 118,044 12/1939 Hoffman et al. D24/110
- D. 141,458 6/1945 Rabbes D24/110
- D. 237,017 9/1975 Beaufour D24/110

- D. 308,100 5/1990 Bishop et al. D24/110
- D. 344,797 3/1994 Sochon et al. D24/110
- D. 348,928 7/1994 Ashley et al. D24/110
- D. 350,193 8/1994 Huck et al. D24/110
- D. 359,555 6/1995 Funai et al. D24/110
- 4,934,359 6/1990 Blaine 128/202.13
- 5,505,193 4/1996 Ballini et al. 128/200.14

Primary Examiner—Ruth McInroy
Attorney, Agent, or Firm—Marshall, O’Toole, Gerstein, Murray & Borun


[57] **CLAIM**

The ornamental design for an overcap for a nasal inhalation device, as shown and described.

DESCRIPTION

FIG. 1 is a front view of an overcap for a nasal inhalation device, showing our new design, the rear being a mirror image thereof;
FIG. 2 is a right side view, the left side being a mirror image thereof;
FIG. 3 is a top plan view thereof;
FIG. 4 is a rear plan view thereof;
FIG. 5 is a front perspective view thereof; and,
FIG. 6 is a side perspective view thereof.

1 Claim, 5 Drawing Sheets






FIG. 1




FIG. 2

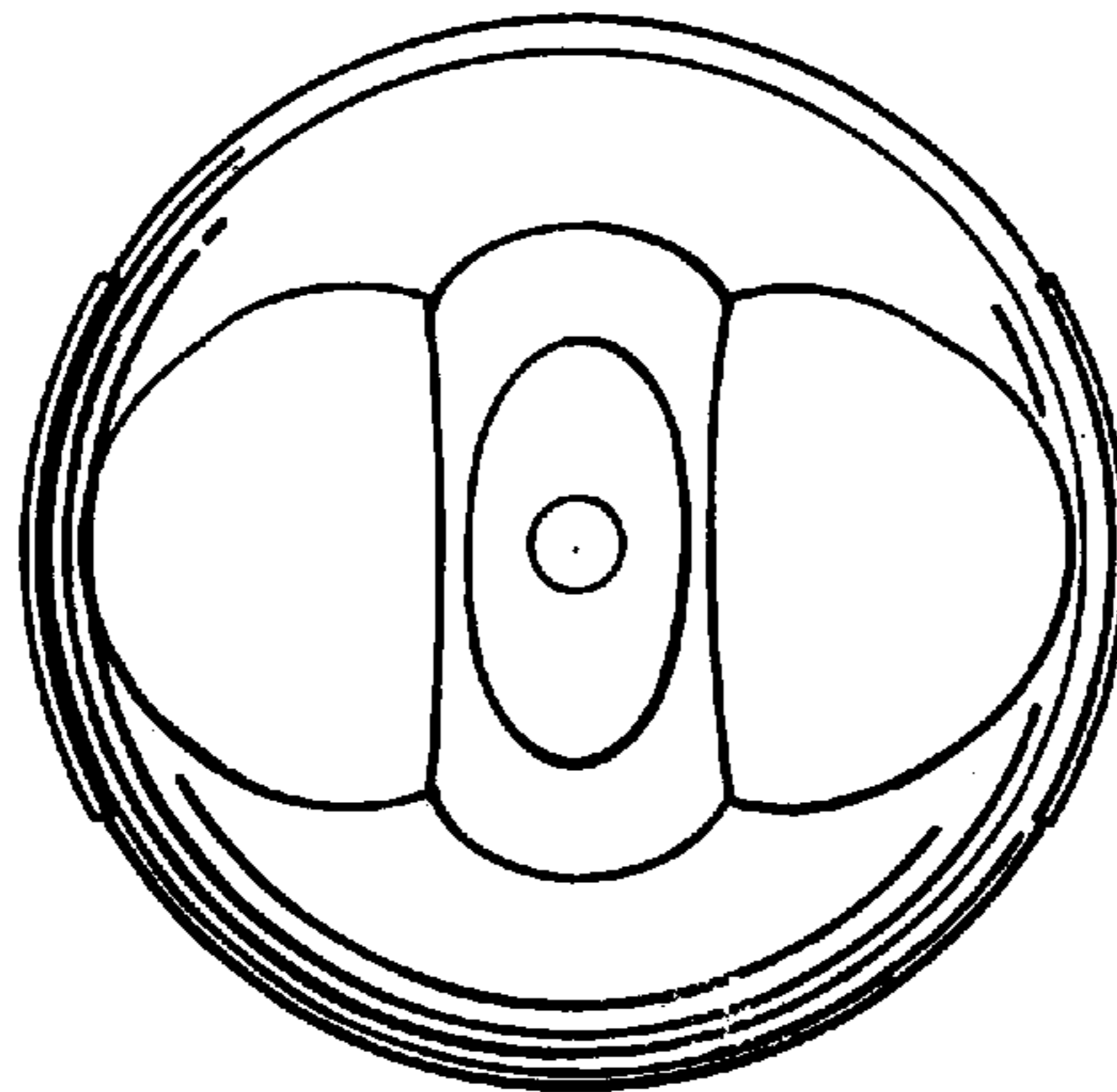


FIG. 3

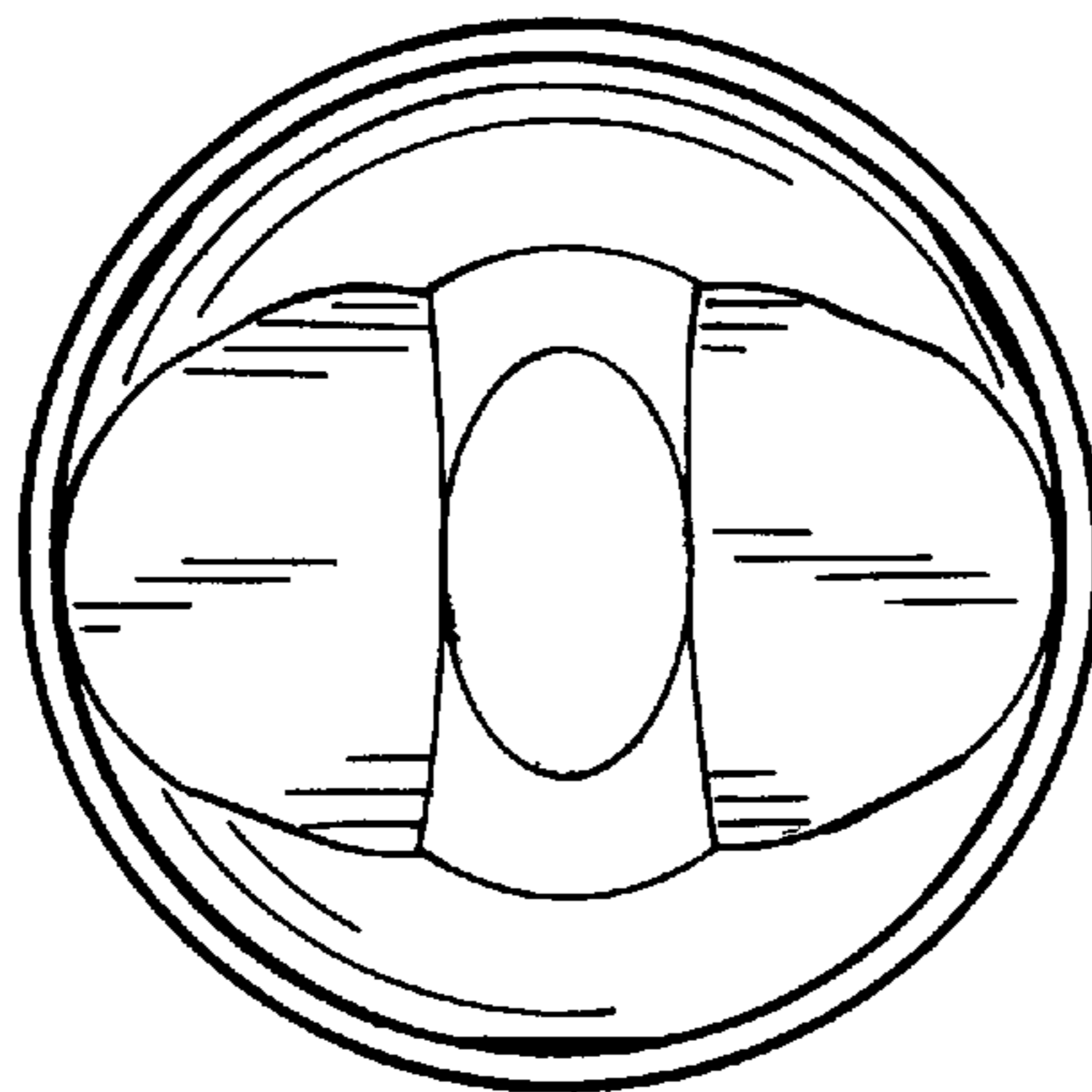


FIG. 4




FIG. 5




FIG. 6