



US00D395693S

**United States Patent** [19]  
**Yuki**

[11] **Patent Number: Des. 395,693**

[45] **Date of Patent: \*\*Jun. 30, 1998**

[54] **PULL TAB OF SLIDE FASTENER**  
[75] Inventor: **Kenji Yuki**, Toyama, Japan  
[73] Assignee: **YKK Corporation**, Tokyo, Japan  
[\*\*] Term: **14 Years**

D. 303,642 9/1989 Minami ..... D11/221  
D. 324,663 3/1992 Ebata ..... D11/221  
D. 379,162 5/1997 Melk ..... D11/221  
2,511,491 6/1950 Brown ..... 24/431

*Primary Examiner*—Ralf Seifert  
*Attorney, Agent, or Firm*—Hill, Steadman & Simpson

[21] Appl. No.: **64,053**  
[22] Filed: **Dec. 20, 1996**

[57] **CLAIM**

The ornamental design for “pull tab of slide fastener”, as shown.

[30] **Foreign Application Priority Data**

Jun. 28, 1996 [JP] Japan ..... 8-19269

**DESCRIPTION**

[51] **LOC (6) Cl.** ..... **02-07**  
[52] **U.S. Cl.** ..... **D21/221**  
[58] **Field of Search** ..... D11/200, 221;  
24/381, 385, 415–417, 427–431; 70/456;  
264/252


FIG. 1 is a front elevationl view of a pull tab of slide fastener showing my new design;  
FIG. 2 is a right side elevational view;  
FIG. 3 is a top plan view;  
FIG. 4 is a bottom plan view; and,  
FIG. 5 is cross-sectional view taken along the line 5—5 in FIG. 1.

[56] **References Cited**


**U.S. PATENT DOCUMENTS**

D. 251,697 5/1979 Toepelt et al. .... D11/221

**1 Claim, 2 Drawing Sheets**



5 ↙



5 ↙

FIG. 1

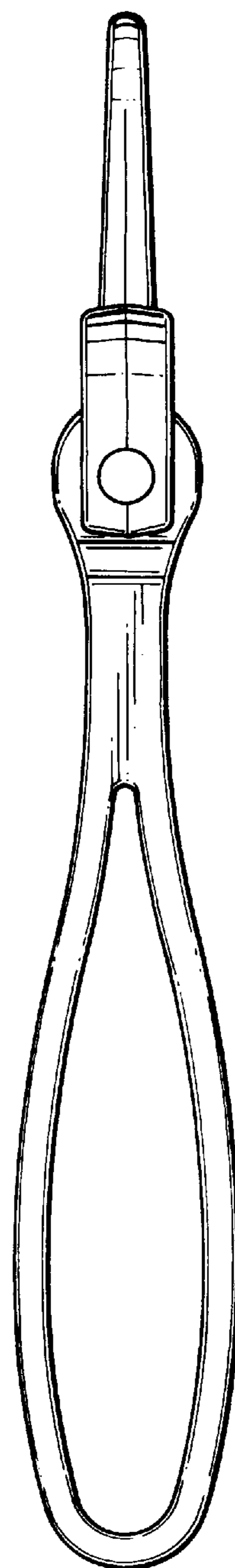


FIG. 2

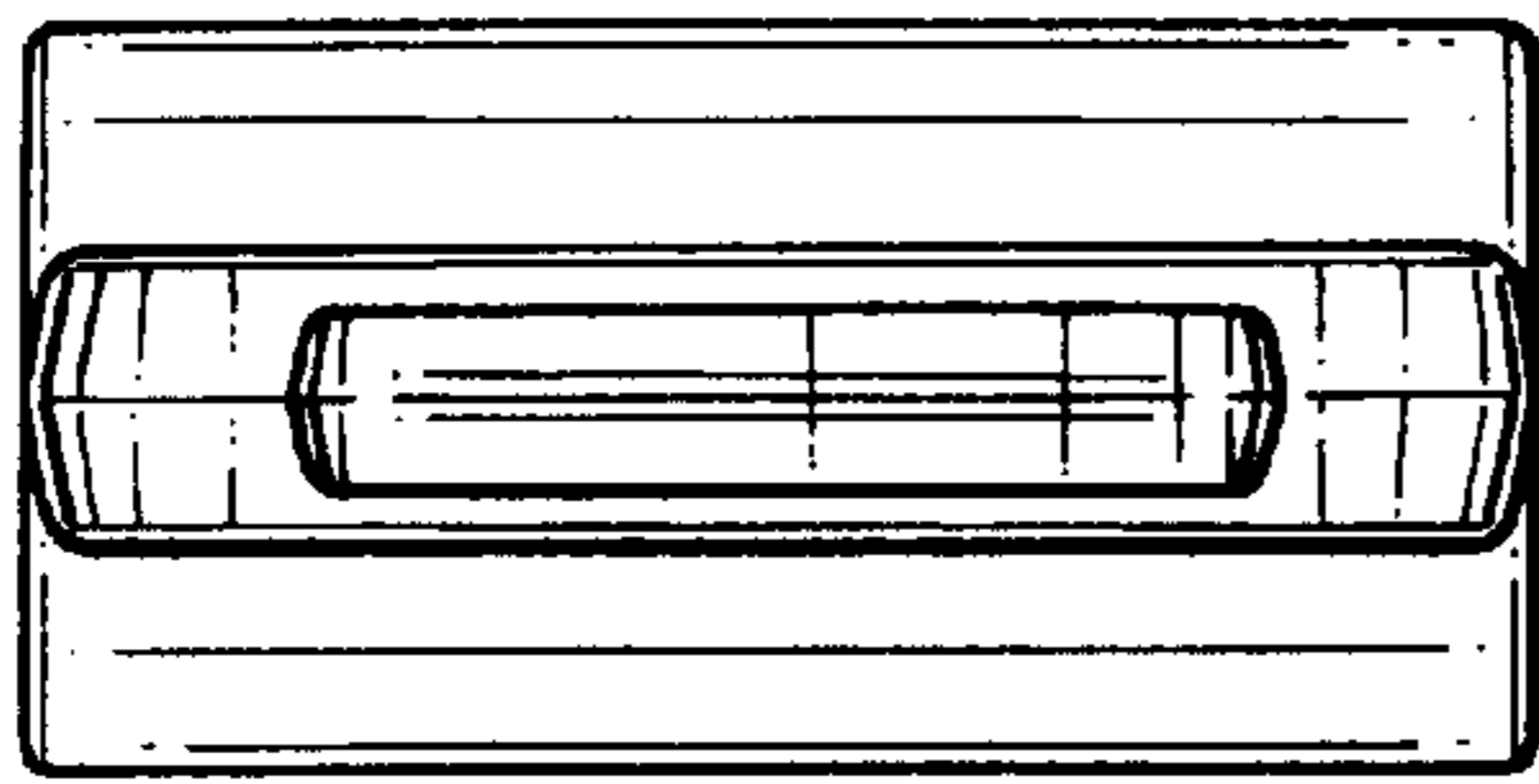


FIG. 3




FIG. 4

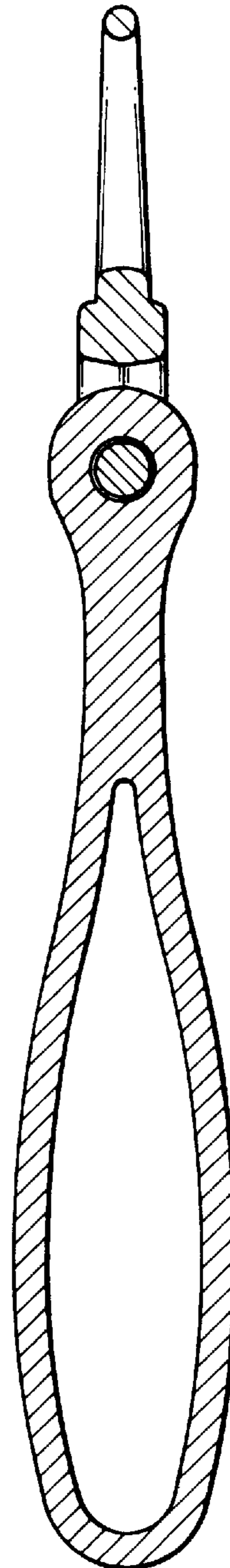


FIG. 5