



US00D395677S

United States Patent [19]

Gongora et al.

[11] Patent Number: **Des. 395,677**

[45] Date of Patent: ****Jun. 30, 1998**

[54] **INFORMATION PANEL**

D. 334,775 4/1993 Foster D20/10
D. 378,301 3/1997 Leksell D20/10

[75] Inventors: **Antonio Canton Gongora; Carlos Jesús Cruz Fernandez; José Maria Muñagorri Enriquez; Juan Carlos Rayo Ortigüela**, all of Madrid, Spain

Primary Examiner—Susan J. Lucas
Assistant Examiner—Jennifer Regester
Attorney, Agent, or Firm—Reid & Priest L.L.P.

[73] Assignee: **Telefonica De España, s.a.**, Madrid, Spain

[57] **CLAIM**

[**] Term: **14 Years**

The ornamental design for an information panel, as shown and described.

[21] Appl. No.: **62,762**

DESCRIPTION

[22] Filed: **Nov. 22, 1996**

[30] **Foreign Application Priority Data**

May 22, 1996 [ES] Spain 137553

[51] **LOC (6) Cl.** **20-03**

[52] **U.S. Cl.** **D20/10**

[58] **Field of Search** 40/446, 448, 452,
40/601, 584, 605, 606; D20/10, 41; D6/350,
308

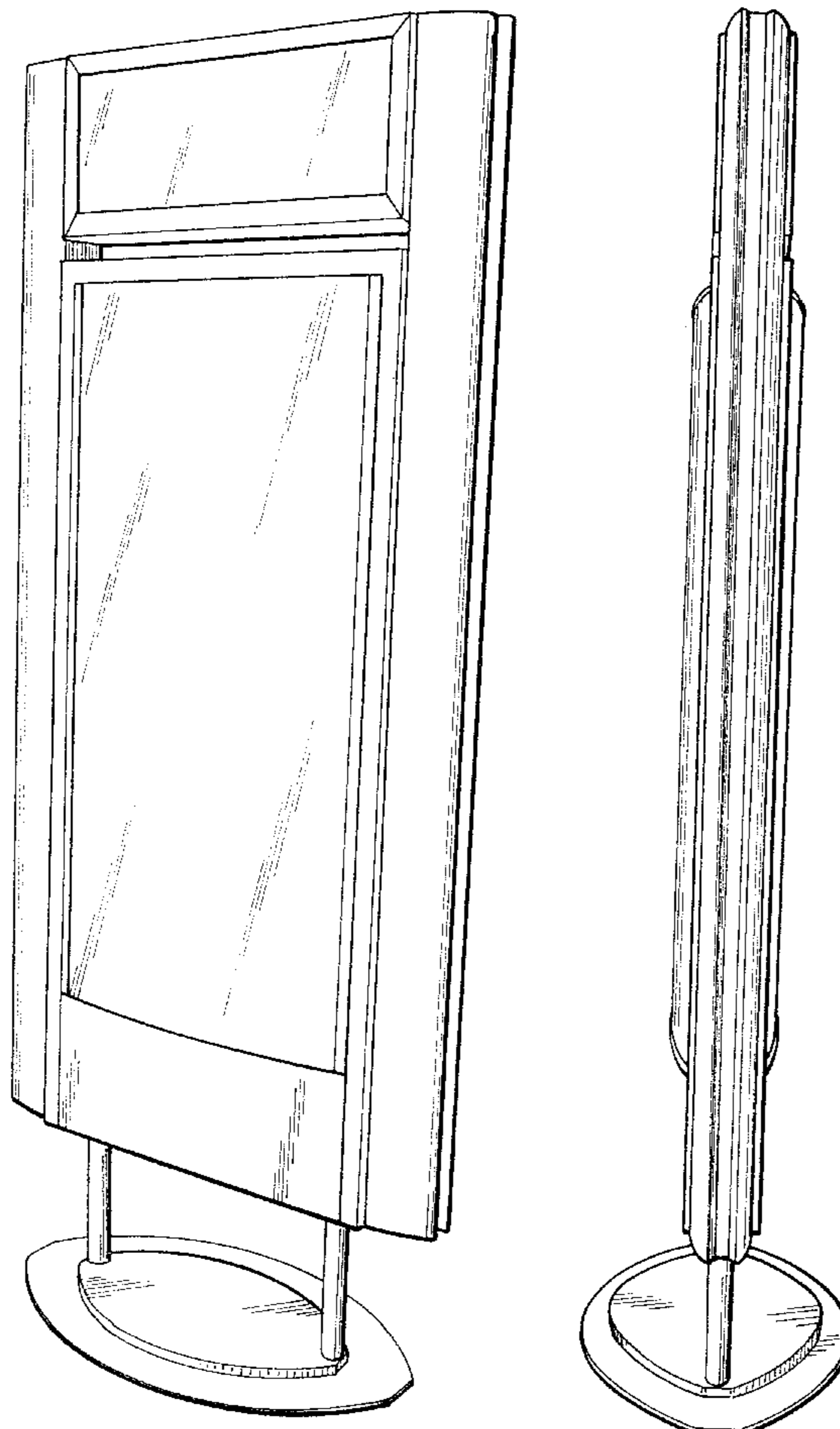
FIG. 1 is a front elevation view of an information panel;
FIG. 2 is a right side elevation view thereof;
FIG. 3 is a top plan view thereof;
FIG. 4 is a bottom plan view thereof;
FIG. 5 is a left side elevation view thereof;
FIG. 6 is a rear elevation view thereof;
FIG. 7 is a front perspective view thereof; and,
FIG. 8 is a side perspective view thereof.

[56] **References Cited**

U.S. PATENT DOCUMENTS

D. 330,919 11/1992 Von Canal D20/10

1 Claim, 3 Drawing Sheets






FIG.-1

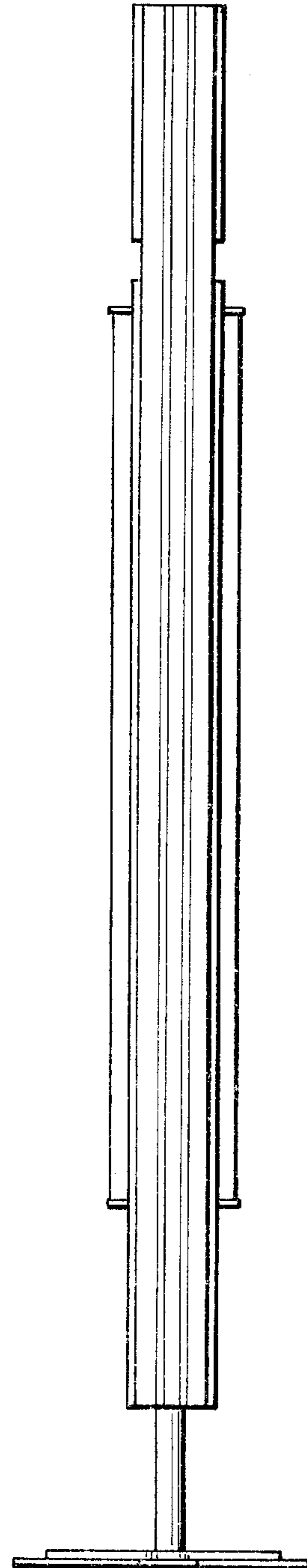


FIG.-2

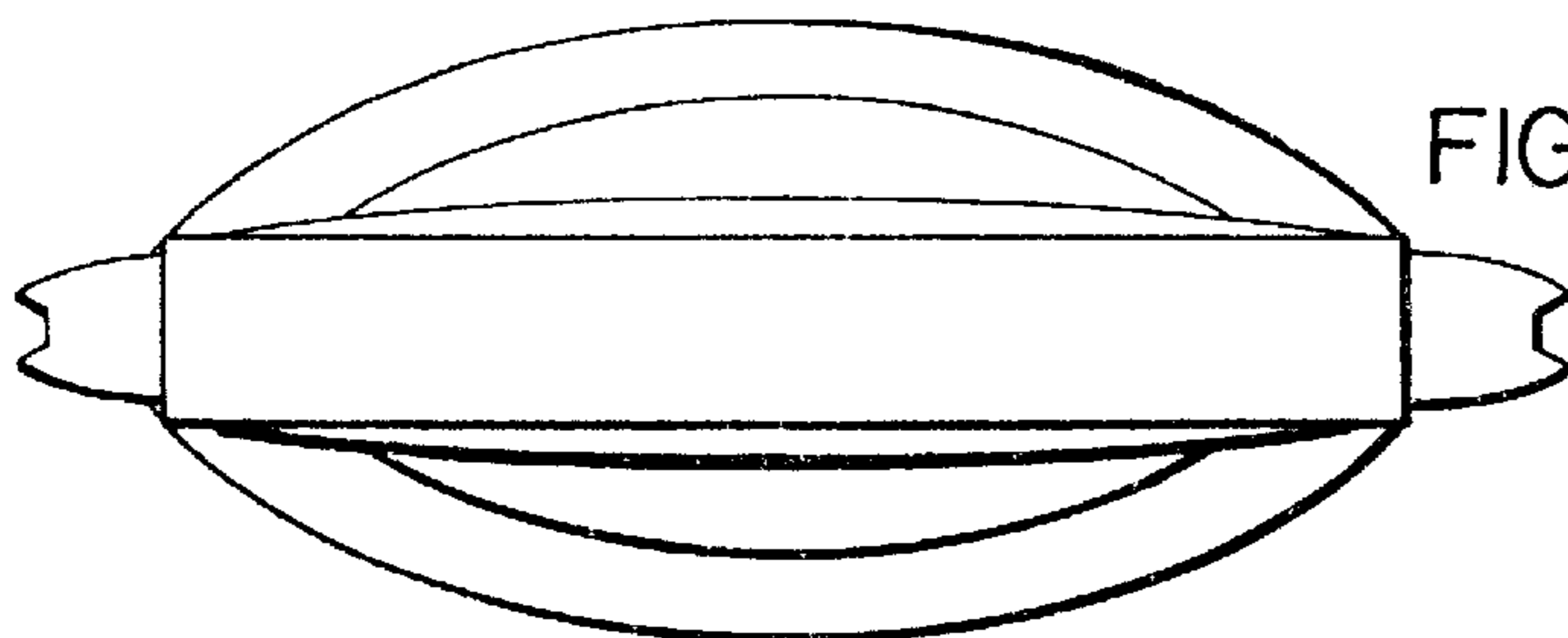


FIG.-3

FIG.-4

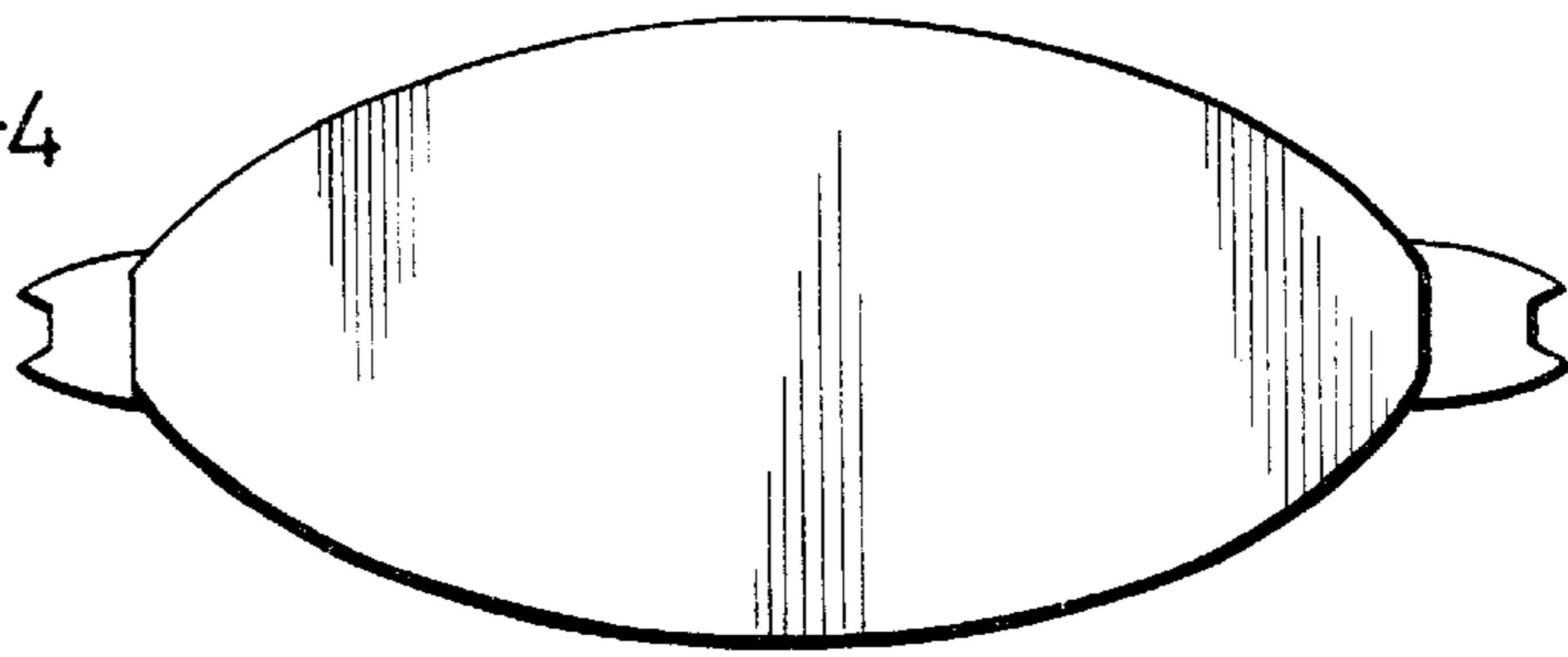


FIG.-5

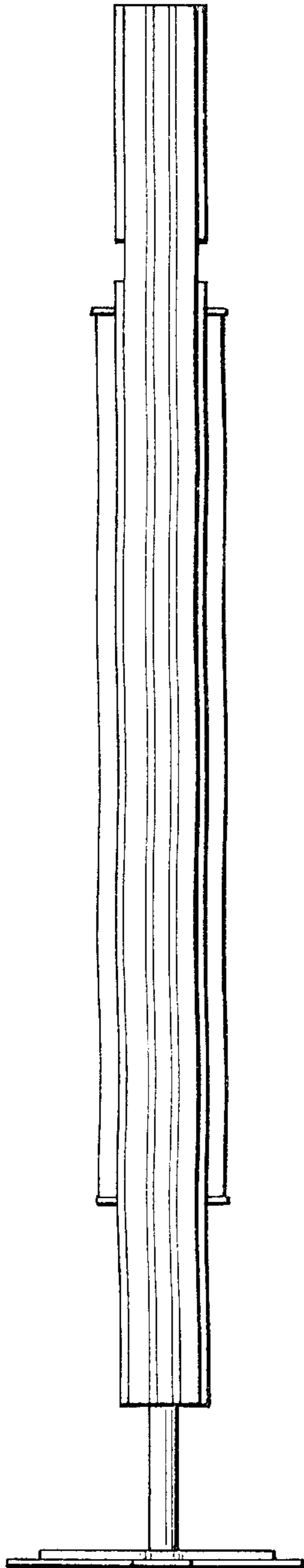



FIG.-6






FIG.-7

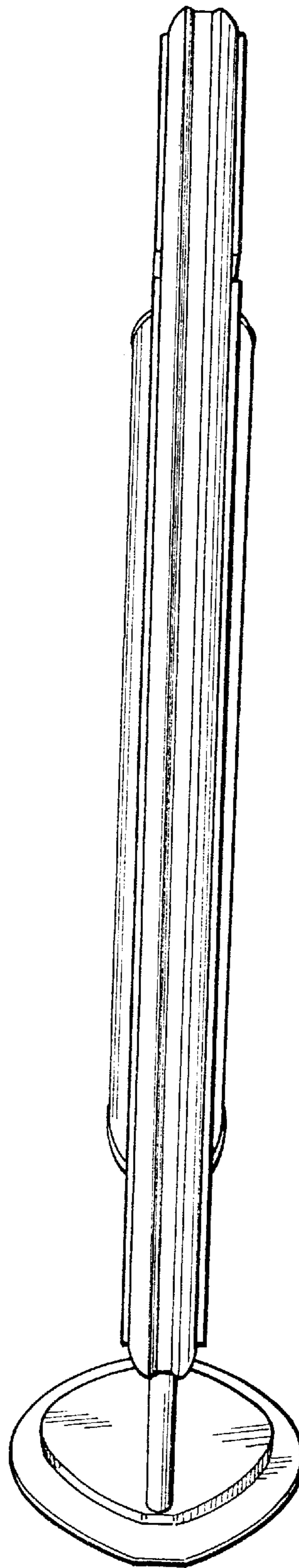


FIG.-8