



US00D395668S

United States Patent [19]

Yasuda

[11] Patent Number: **Des. 395,668**

[45] Date of Patent: ****Jun. 30, 1998**

[54] **TONER CARTRIDGE**

[75] Inventor: **Koichi Yasuda**, Yao, Japan

[73] Assignee: **Mita Industrial Co., Ltd.**, Osaka, Japan

[**] Term: **14 Years**

[21] Appl. No.: **52,112**

[22] Filed: **Mar. 25, 1996**

[30] **Foreign Application Priority Data**

Oct. 6, 1995 [JP] Japan 7-30049

[51] **LOC (6) Cl.** **16-03**

[52] **U.S. Cl.** **D18/43; D18/40**

[58] **Field of Search** D18/36, 40, 43, D18/56; 206/213, 316, 446, 461, 467, 474, 495, 527, 532, 601, 628, 631, 633; 222/DIG. 1, 166, 240, 325, 541; 355/200, 206-208, 244, 245, 260, 298, 309

[56] **References Cited**

U.S. PATENT DOCUMENTS

D. 365,846 1/1996 Nishimura D18/40 X
D. 366,275 1/1996 Komaki D18/40 X
D. 366,276 1/1996 Yasuda D18/43

Primary Examiner—Caron D. Veynar
Attorney, Agent, or Firm—Spencer & Frank

[57] **CLAIM**

The ornamental design for a toner cartridge, as shown.

DESCRIPTION

FIG. 1 is a top view of a toner cartridge;
FIG. 2 is a front view of a toner cartridge;
FIG. 3 is a bottom view of a toner cartridge;
FIG. 4 is a back view of a toner cartridge;
FIG. 5 is a left side elevational view of a toner cartridge;
FIG. 6 is a right side elevational view of a toner cartridge;
and,
FIG. 7 is a perspective view of a toner cartridge.

1 Claim, 4 Drawing Sheets

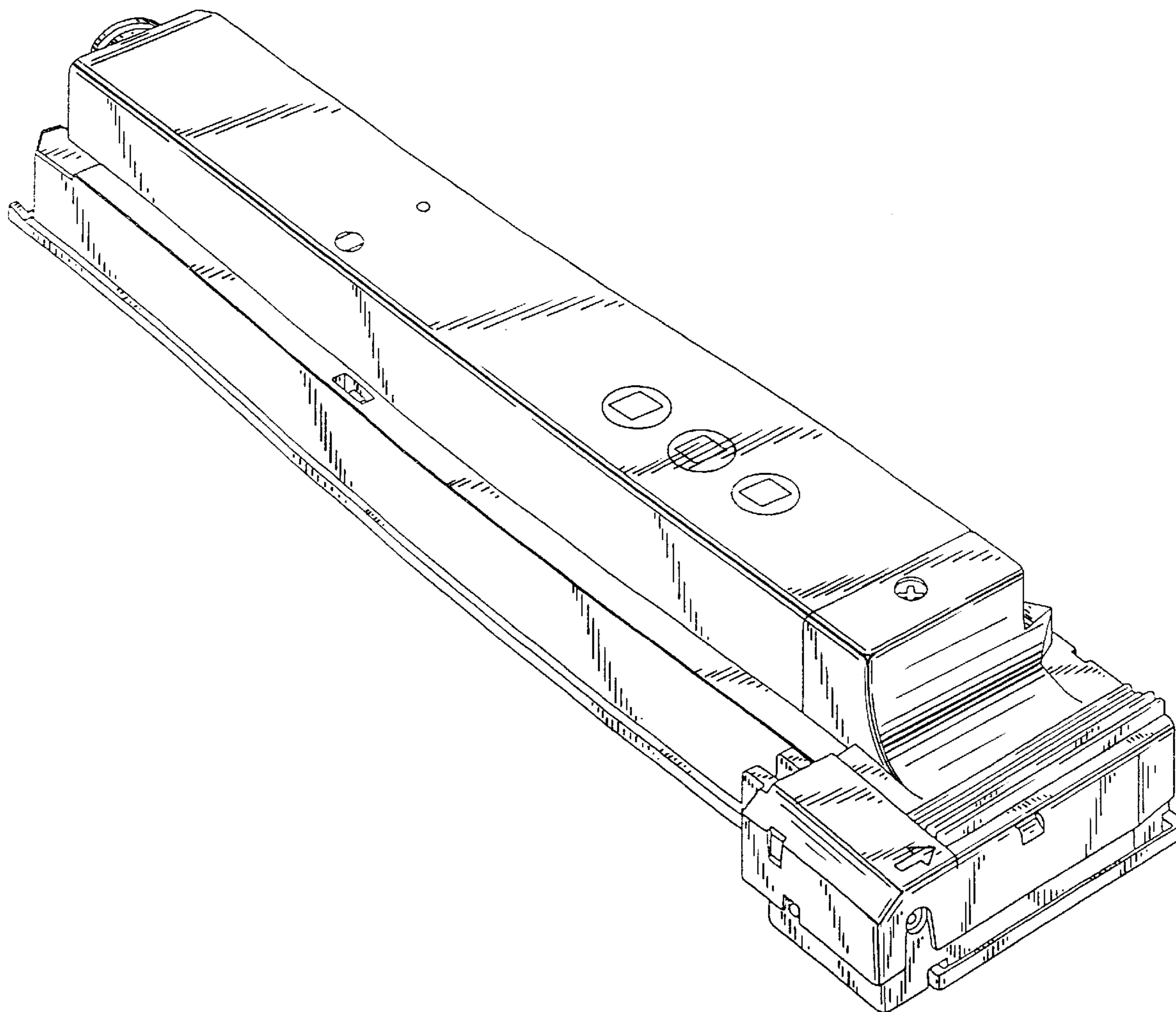


FIG. 1

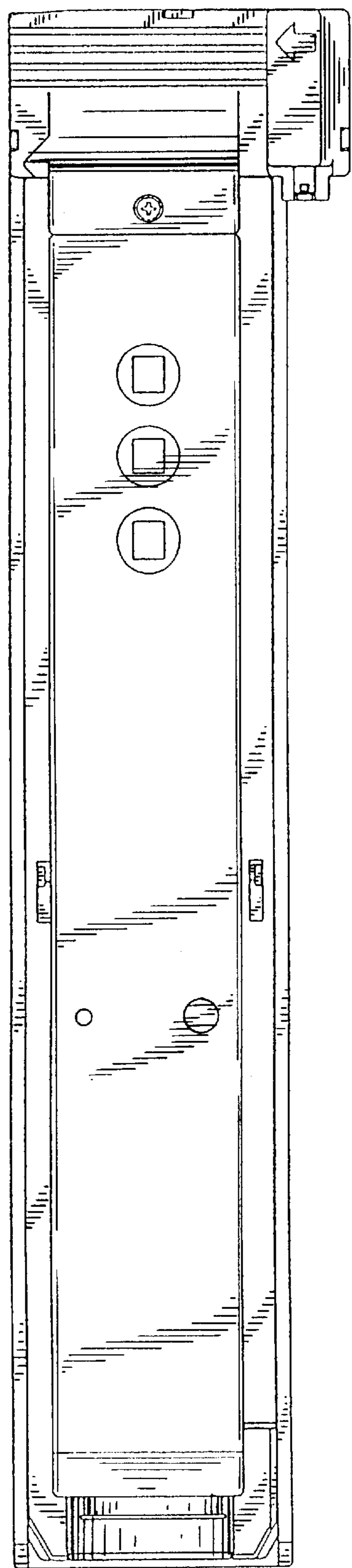


FIG. 2

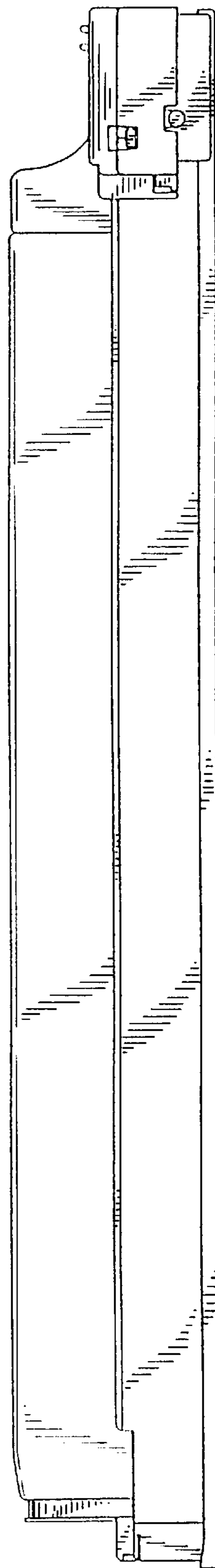


FIG. 3




FIG. 4

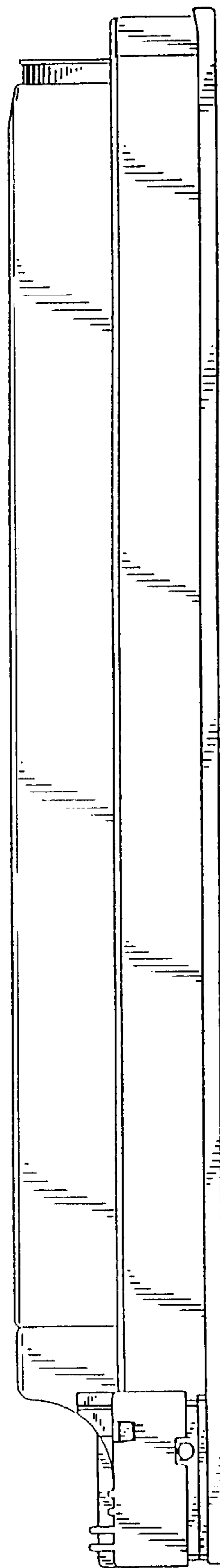


FIG. 6




FIG. 5

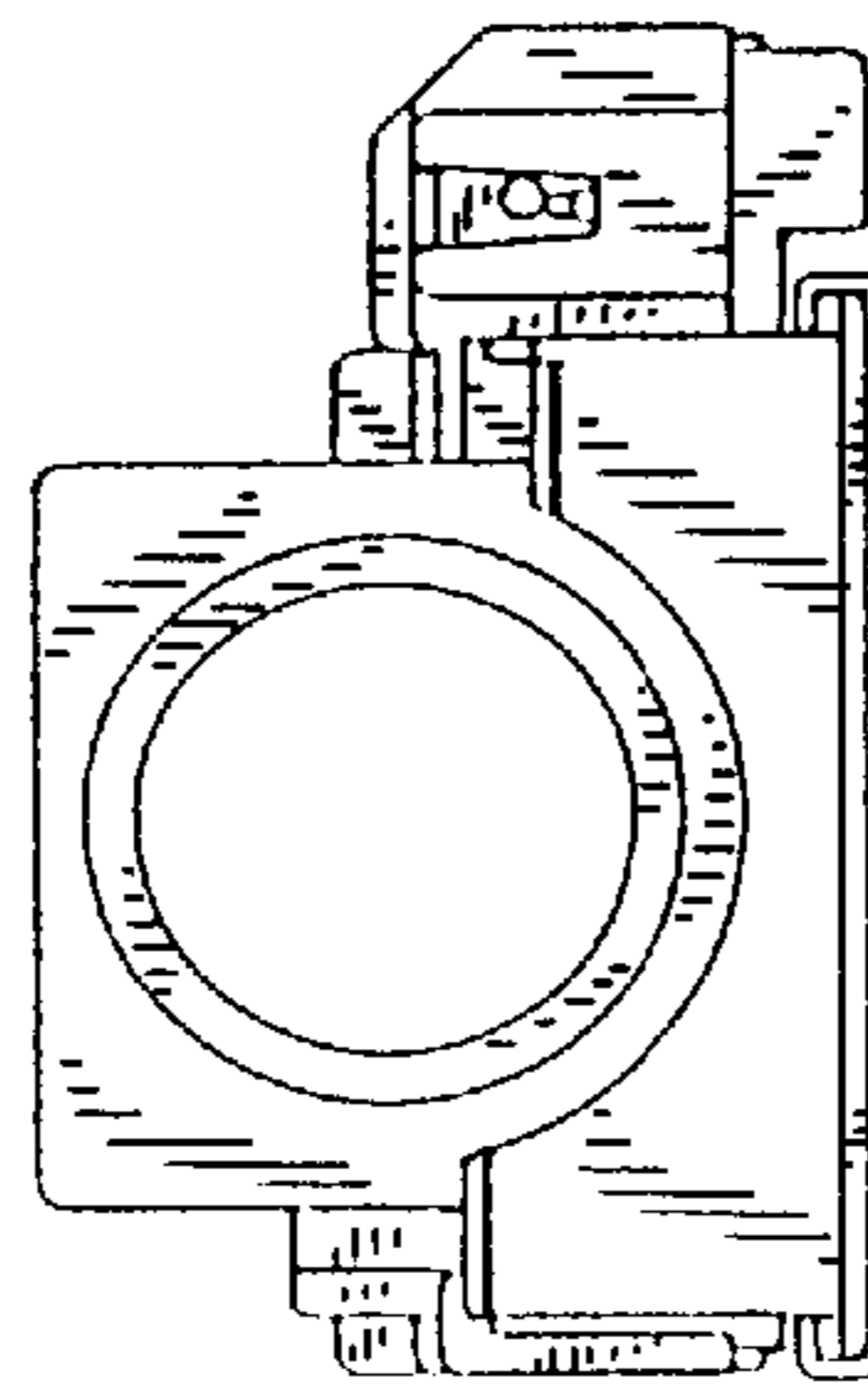


FIG. 7

