



US00D395651S

# United States Patent [19]

Bhatia et al.

[11] Patent Number: **Des. 395,651**

[45] Date of Patent: **\*\*Jun. 30, 1998**

[54] **PORTION OF A DISPLAY SCREEN WITH ICON**

[75] Inventors: **Viresh Bhatia**, Schaumburg; **David M. Lapp**, Carol Stream, both of Ill.

[73] Assignee: **Stirling Technologies, Inc.**, Schaumburg, Ill.

[\*\*] Term: **14 Years**

[21] Appl. No.: **51,435**

[22] Filed: **Mar. 11, 1996**

[51] **LOC (6) Cl.** ..... **14-02**

[52] **U.S. Cl.** ..... **D14/114.5**

[58] **Field of Search** ..... D14/114, 114.1-114.9; D18/24, 27; D19/6; D10/11; 395/326, 339-40, 347-357

[56] **References Cited**

**U.S. PATENT DOCUMENTS**

- D. 341,848 11/1993 Bigelow et al. .... D18/27
- D. 362,025 9/1995 Siegfriids ..... D20/27
- 5,065,347 11/1991 Pajak et al. .... 395/159

**OTHER PUBLICATIONS**

- My Professional Mail Manager Getting Started Quickly Card, top of window screen, p. 2, 1994.
- hDC Windows Express Editor Manual, hDC Corp., screen, p. 19, 1988.
- Family Tree Maker for Windows Reference Manual, Banner Blue, Inc., window, p. 49, 1993.
- Excel Quickstart Guide, Que Corp., full screen, p. 60, 1985.

*Primary Examiner*—M. H. Tung  
*Attorney, Agent, or Firm*—Kajane McManus

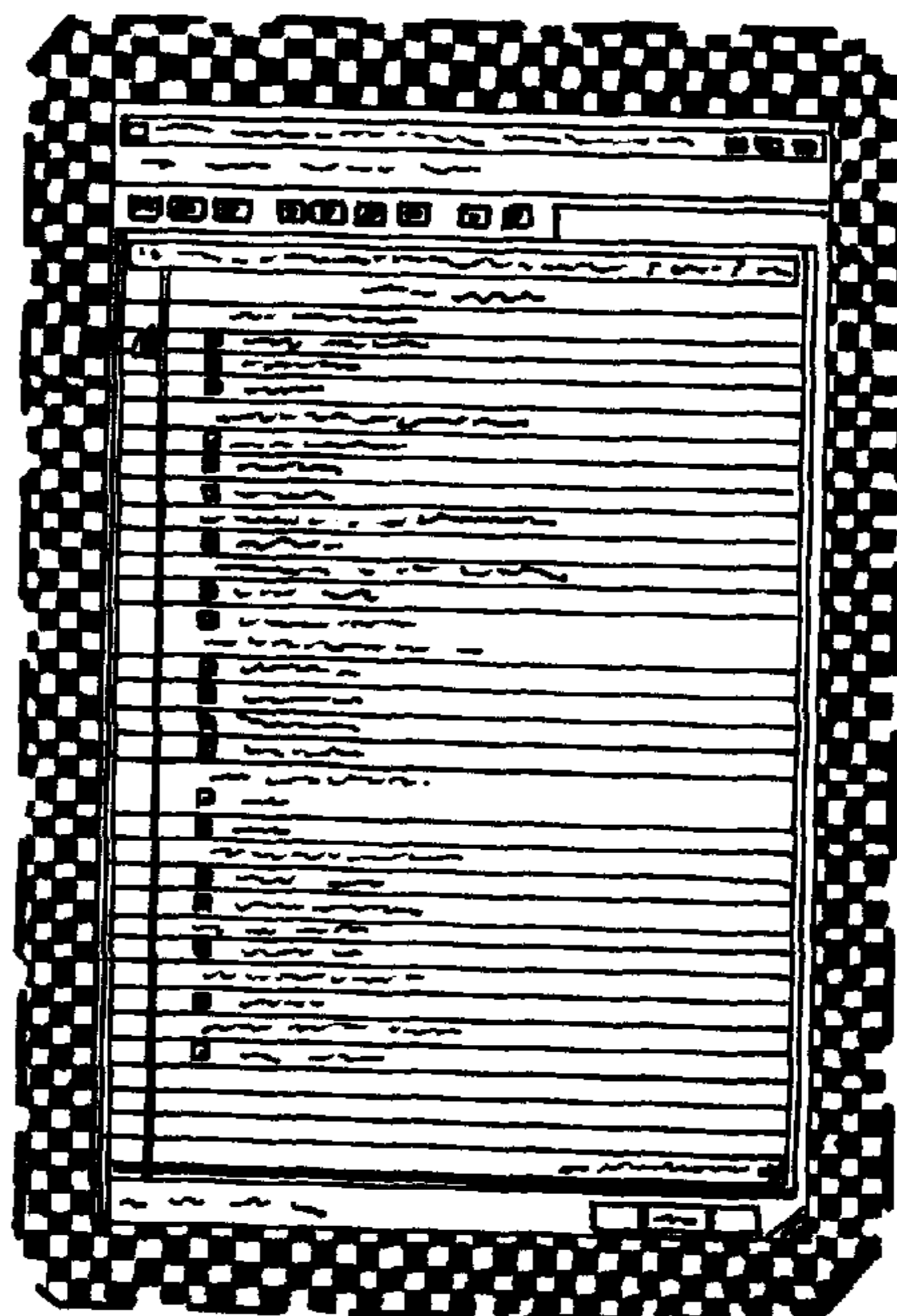
[57] **CLAIM**

The ornamental design for a portion of a display screen with icon, as shown and described.

**DESCRIPTION**

FIG. 1 is a front view of an portion of a display screen with icon, the broken line outline of the display screen indicates an indeterminate boundary of the display screen; FIG. 2 is a front view thereof, the icon is shown separately for clarity of illustration; and, FIG. 3 is a front view of a second embodiment thereof, the icon is shown separately for clarity of illustration.

**1 Claim, 1 Drawing Sheet**






FIG. 3




FIG. 2

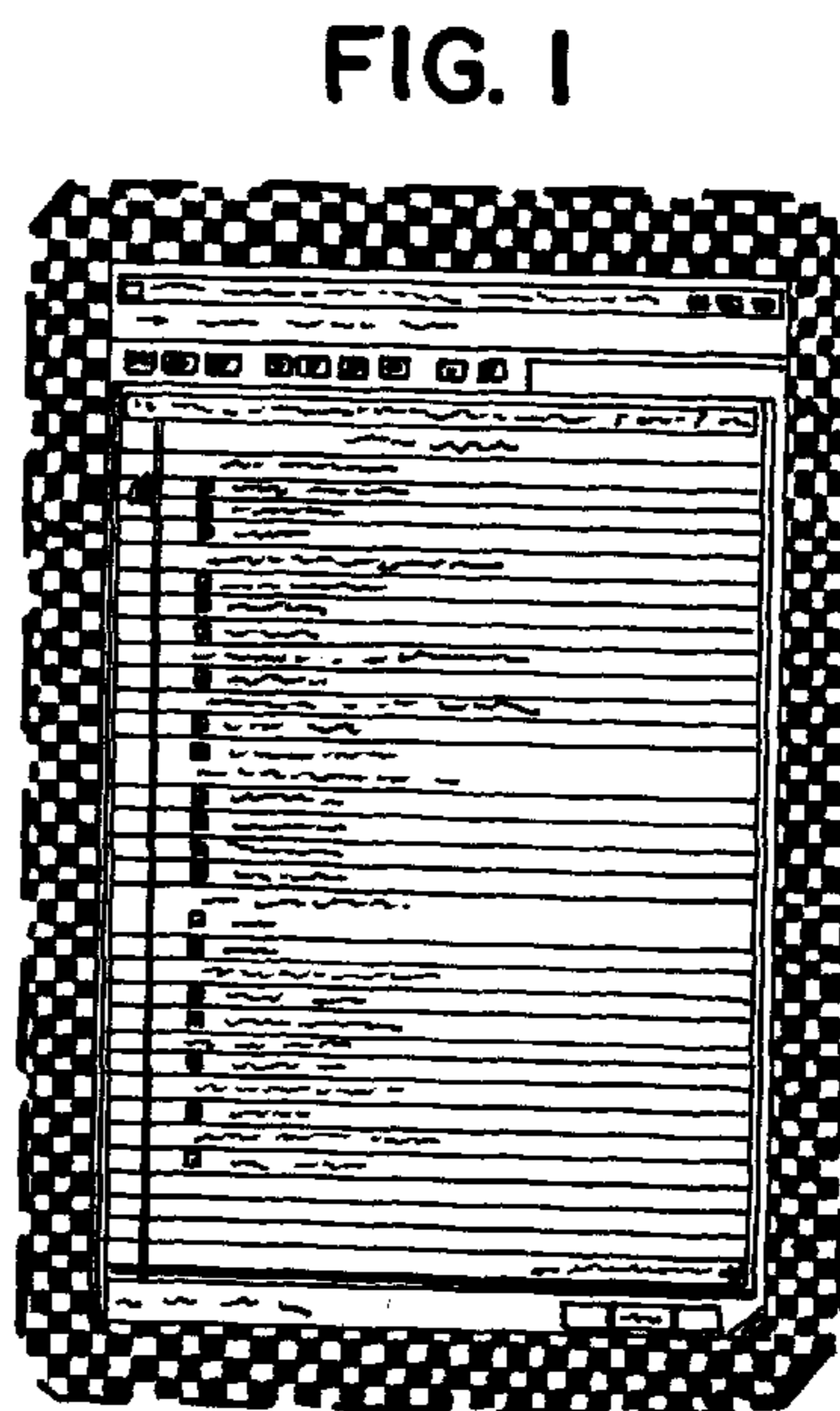


FIG. 1