



US00D395639S

United States Patent [19]

Ham et al.

[11] **Patent Number: Des. 395,639**

[45] **Date of Patent: **Jun. 30, 1998**

[54] **COMPUTER TABLET**

[75] Inventors: **Sooyjung Ham**, Providence, R.I.; **John Costello**, Wellesley, Mass.

[73] Assignee: **A.T. Cross Co.**, Lincoln, R.I.

[**] Term: **14 Years**

[21] Appl. No.: **71,234**

[22] Filed: **May 23, 1997**

[51] **LOC (6) Cl.** **14-02**

[52] **U.S. Cl.** **D14/100; D19/52**

[58] **Field of Search** D14/100, 106, D14/113, 115, 124-126; D19/52, 59, 60; 345/104, 156, 173; 364/708.1, 709.04, 709.12; 434/307-309; 178/18, 19

[56] **References Cited**

U.S. PATENT DOCUMENTS

- D. 319,434 8/1991 Lund D14/100
- D. 346,366 4/1994 Kim et al. D14/100
- D. 346,591 5/1994 Lee D14/100

- D. 359,984 7/1995 Mak D19/52
- D. 362,662 9/1995 Baudot D14/100

Primary Examiner—Freda Nunn
Attorney, Agent, or Firm—Notaro & Michalos P.C.

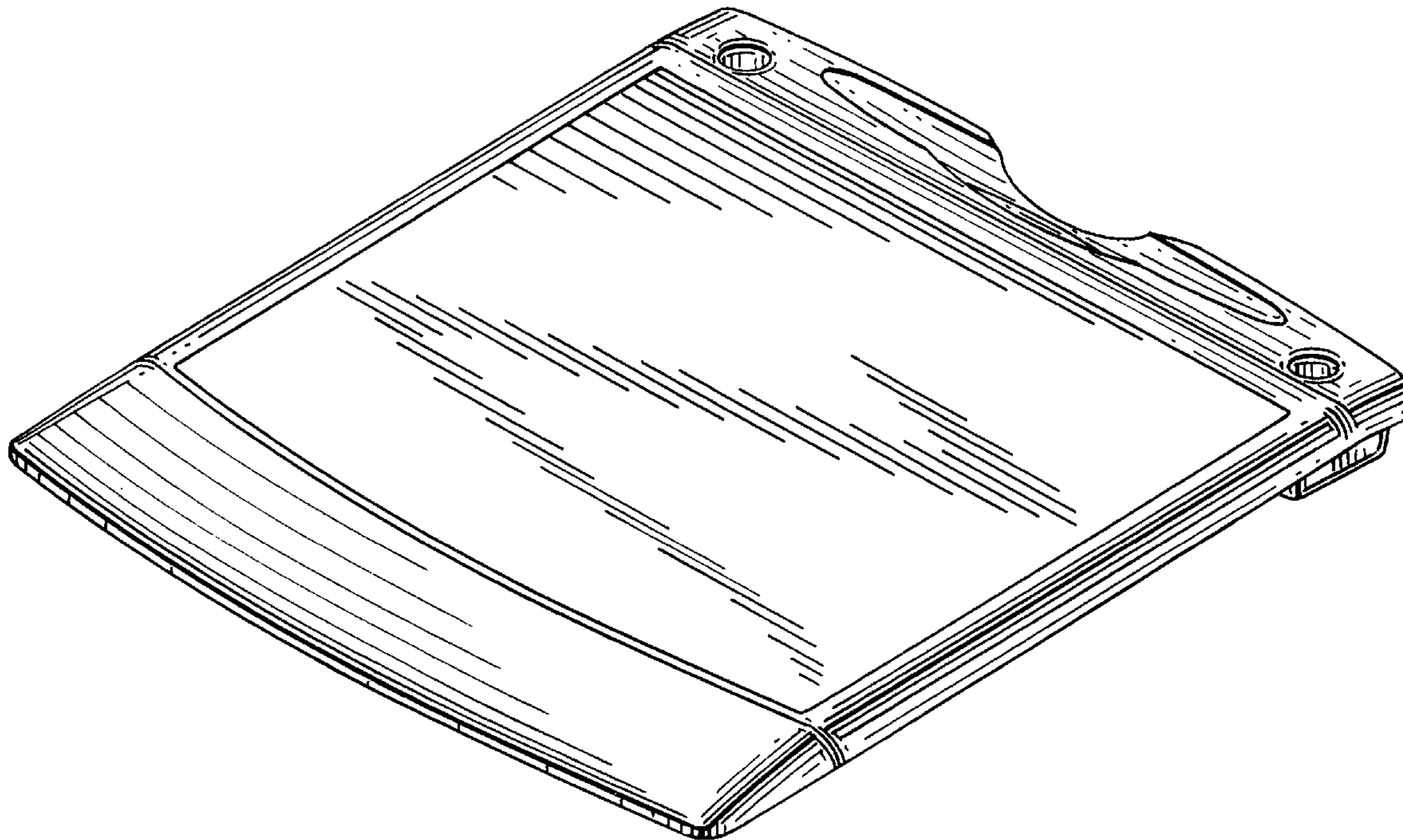
[57] **CLAIM**

The ornamental design for a computer tablet, as shown and described.

DESCRIPTION

FIG. 1 is a top front right perspective view of the computer tablet showing our new design thereof;
 FIG. 2 is a bottom front left perspective view thereof;
 FIG. 3 is a top plan view thereof;
 FIG. 4 is a side elevational view thereof, the opposite being an identical mirror image of FIG. 4;
 FIG. 5 is a front elevational view thereof;
 FIG. 6 is a rear elevational view thereof;
 FIG. 7 is a bottom plan view thereof; and,
 FIG. 8 is a bottom plan view of an alternate embodiment of the invention, the other views of the alternate embodiment being the same as for the embodiment of the invention.

1 Claim, 7 Drawing Sheets



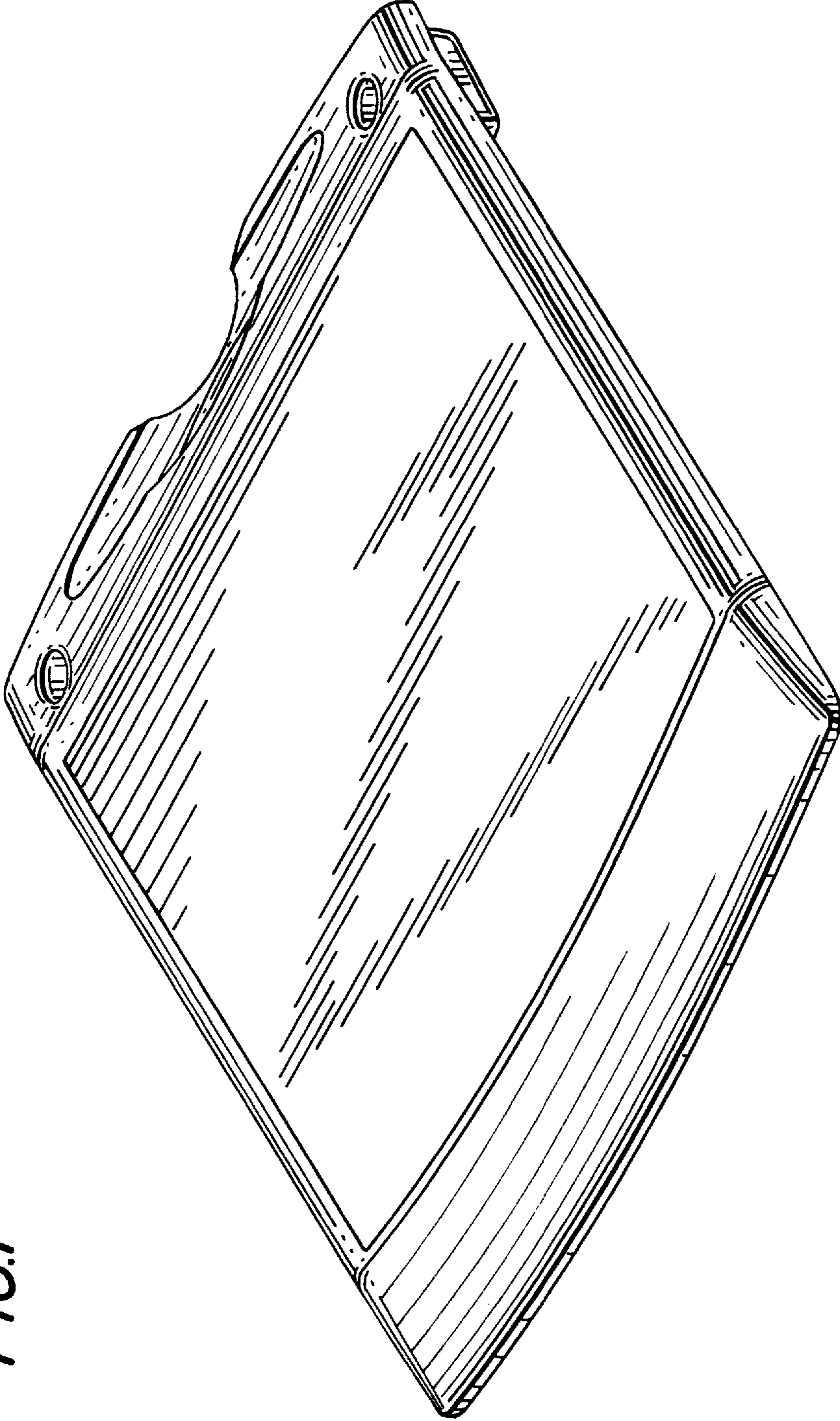


FIG. 1

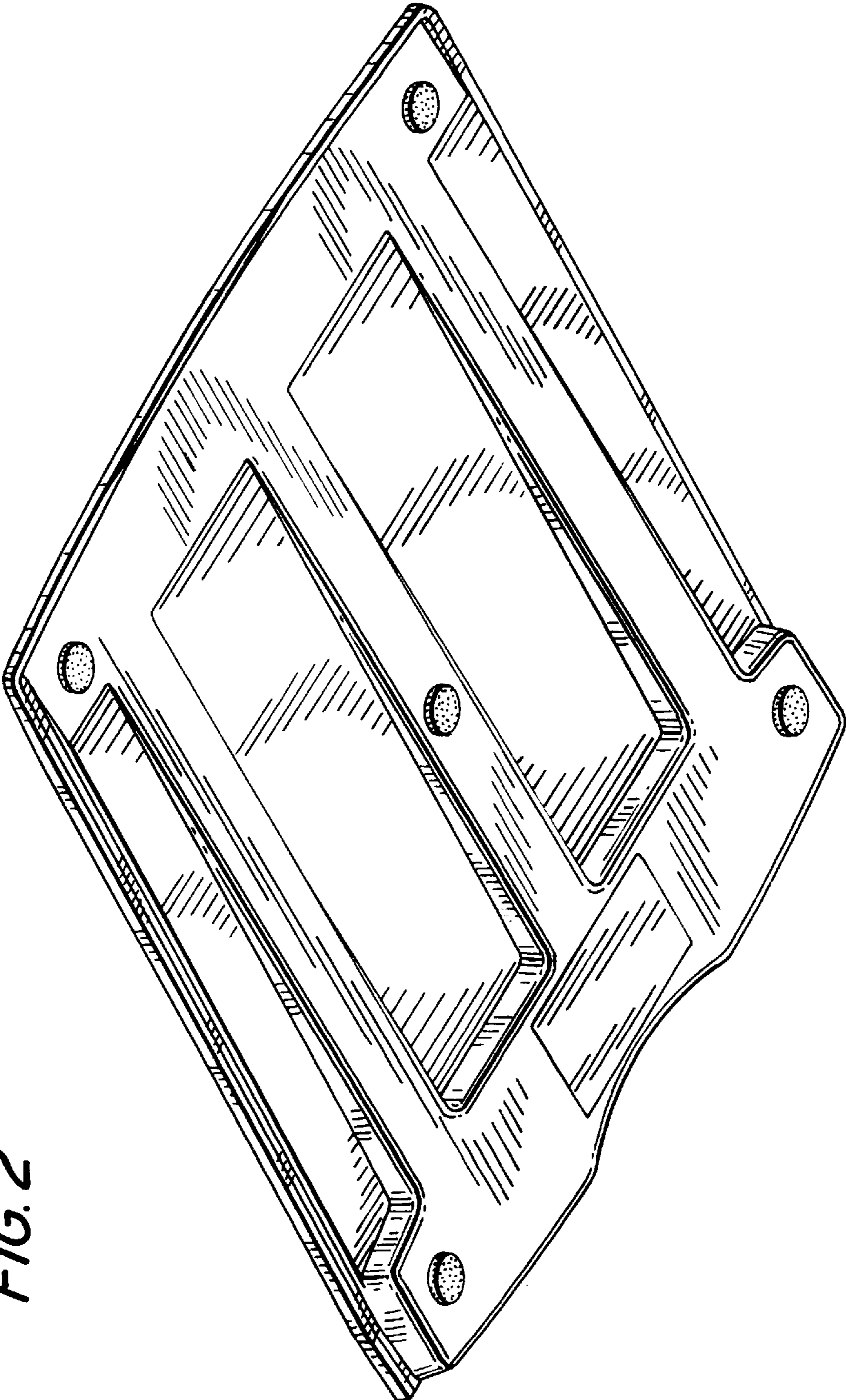


FIG. 2

FIG. 3




FIG. 4

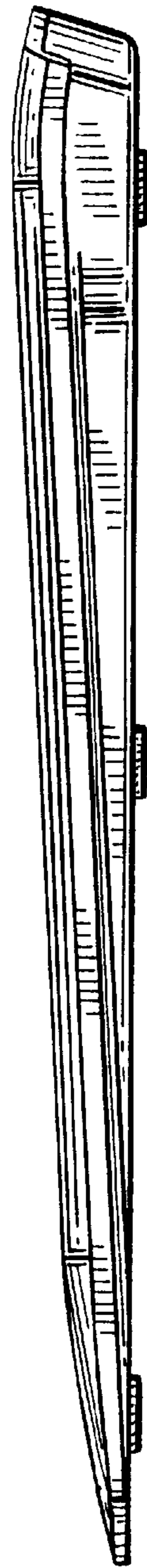
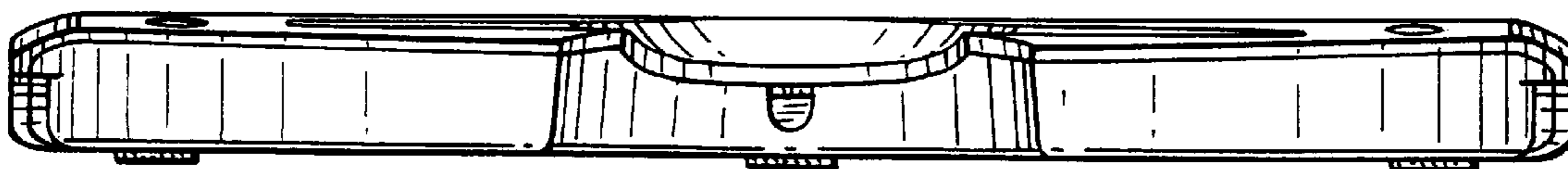


FIG. 5



FIG. 6



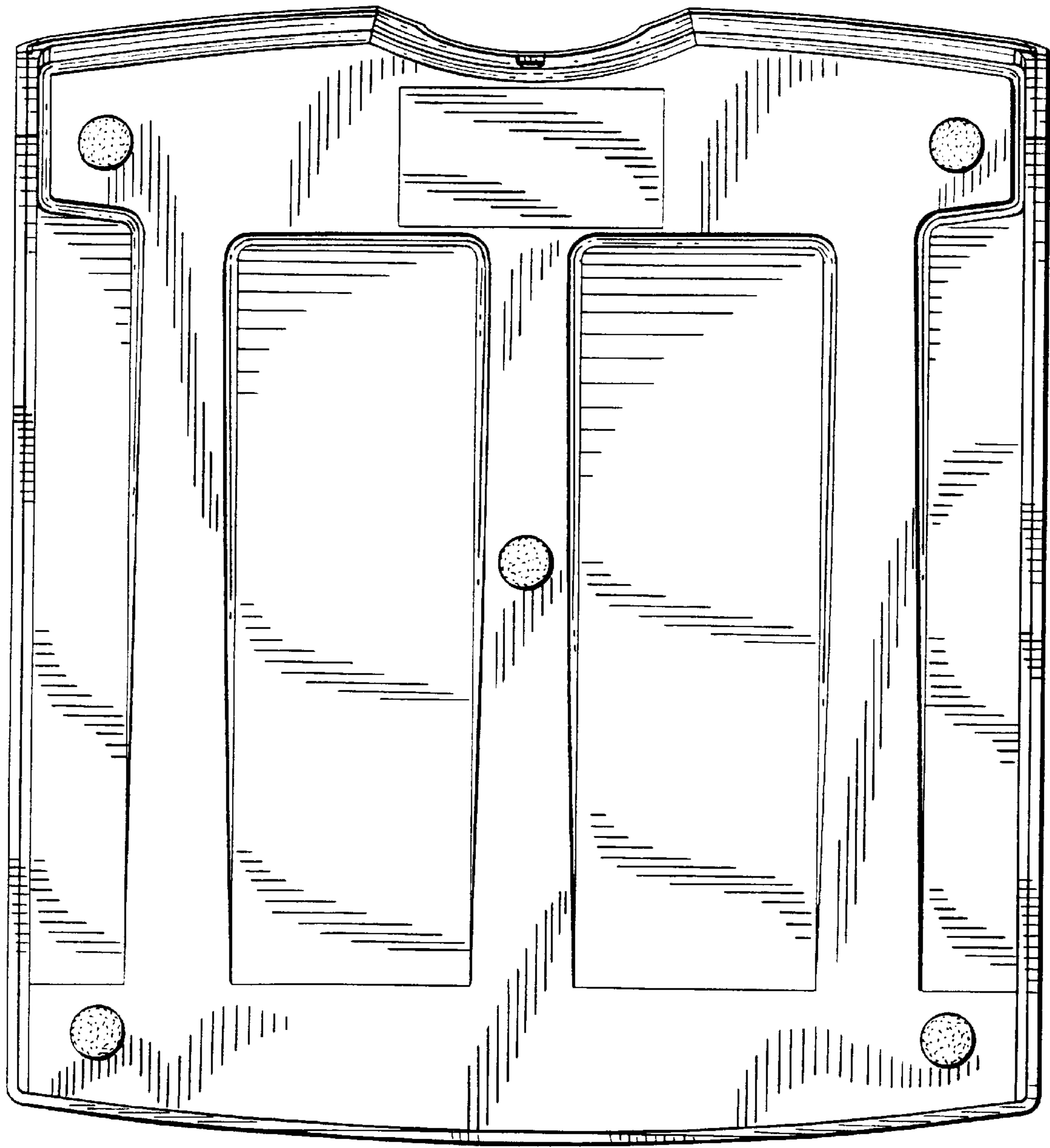


FIG. 7

FIG. 8

