



US00D395635S

United States Patent [19]

Kelley

[11] **Patent Number: Des. 395,635**

[45] **Date of Patent: **Jun. 30, 1998**

[54] **WHEEL SPOKE UNIT**

[75] Inventor: **Steve Kelley**, Irvine, Calif.

[73] Assignee: **Wheel Components, Inc.**, Fullerton, Calif.

[**] Term: **14 Years**

[21] Appl. No.: **68,164**

[22] Filed: **Apr. 14, 1997**

[51] **LOC (6) Cl.** **12-16**

[52] **U.S. Cl.** **D12/213**

[58] **Field of Search** D12/204-213;
301/64.1, 65, 37.1

[56] **References Cited**

U.S. PATENT DOCUMENTS

D. 215,652	10/1969	Griffith	D12/209
D. 249,787	10/1978	Tanaka	D12/205
D. 336,886	6/1993	Mikawa	D12/211
D. 361,547	8/1995	Weld	D12/211
D. 361,976	9/1995	Echazabal et al.	D12/211
D. 368,884	4/1996	Cole	D12/209

D. 368,885	4/1996	Wagner	D12/209
D. 375,073	10/1996	Theiss	D12/209
D. 377,471	1/1997	Stach	D12/209

Primary Examiner—James Gandy
Assistant Examiner—Stacia Sinuik
Attorney, Agent, or Firm—Fulwider Patton Lee & Utecht, LLP

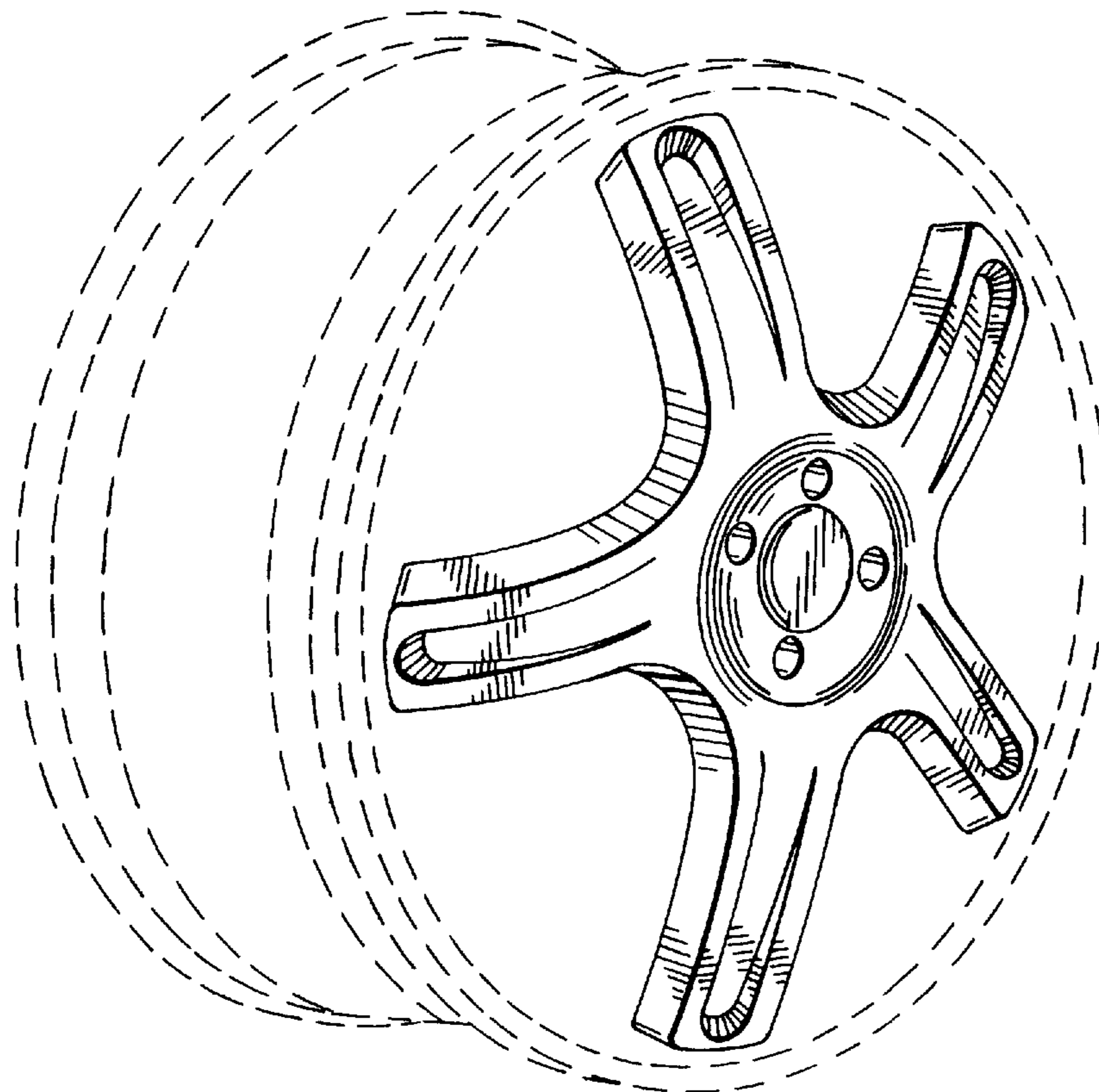
[57] **CLAIM**

The ornamental design for a wheel spoke unit, as shown and described.

DESCRIPTION

FIG. 1 is a perspective view of a wheel spoke unit, showing my new design;
FIG. 2 is a front view thereof;
FIG. 3 is a left side view thereof, it being understood that opposite side is mirror image thereof;
FIG. 4 is a bottom view thereof; and,
FIG. 5 is a top view thereof.
The broken line showing of environment is for illustrative purposes only and forms no part of the claimed design.

1 Claim, 2 Drawing Sheets



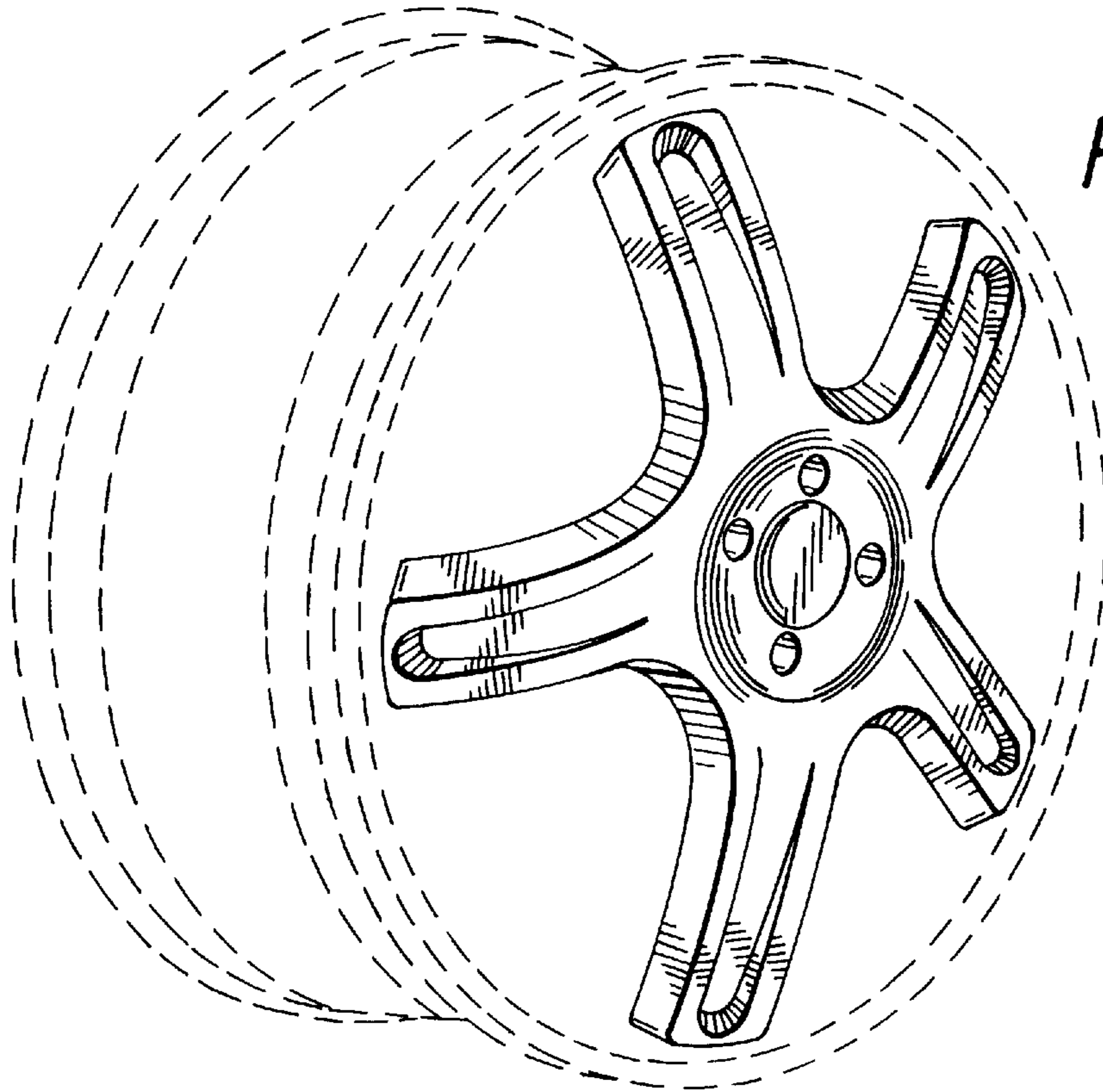


FIG. 1

FIG. 2

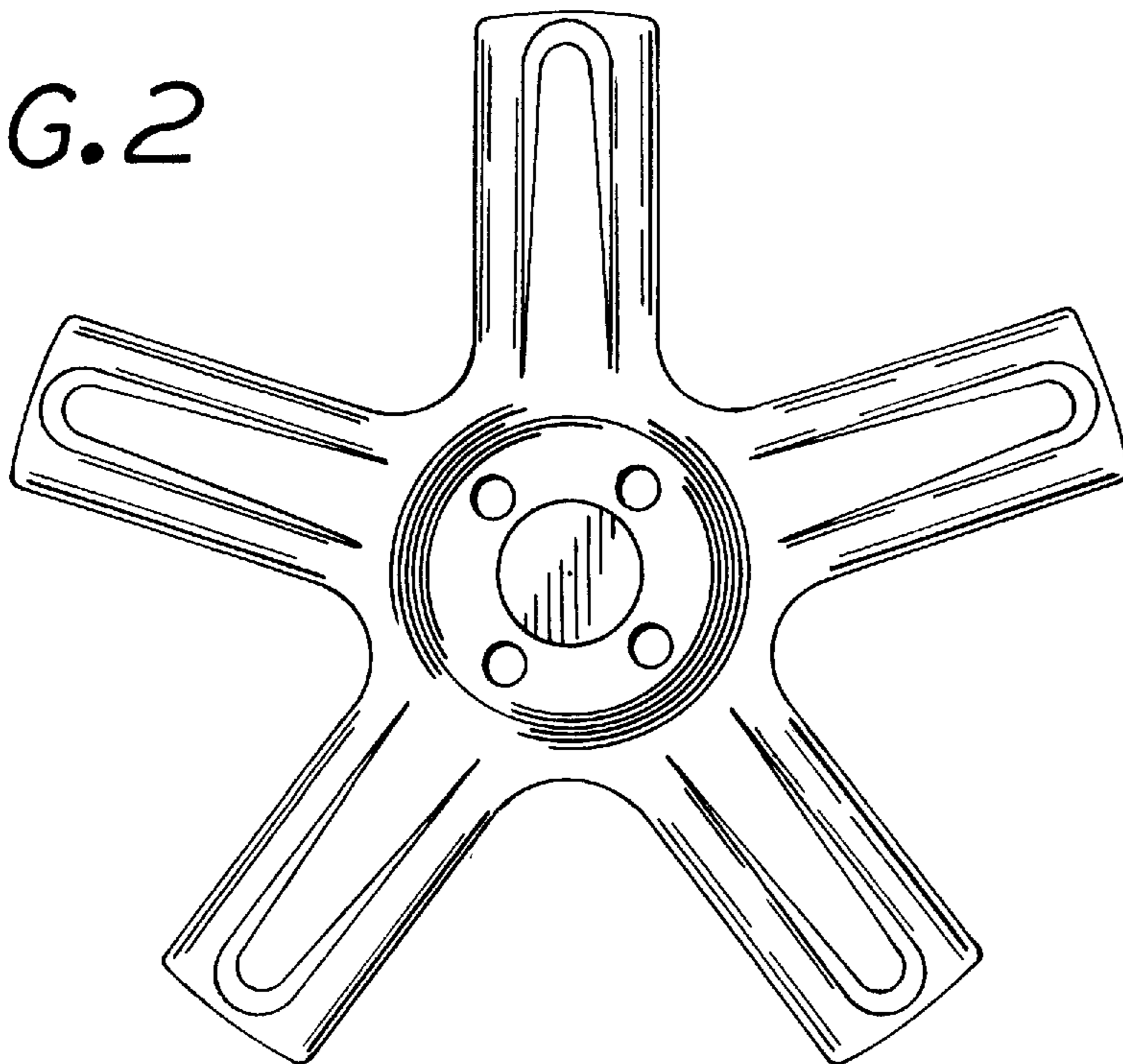


FIG. 3

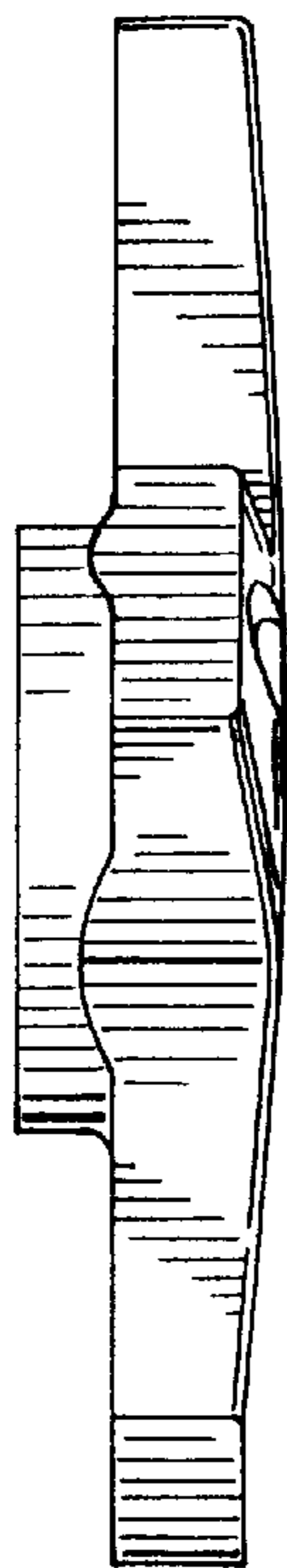


FIG. 4



FIG. 5

