



US00D395624S

# United States Patent [19] Graas

[11] **Patent Number: Des. 395,624**

[45] **Date of Patent: \*\*Jun. 30, 1998**

[54] **TIRE TREAD**

[75] Inventor: **Maurice Graas**, Reichlange,  
Luxembourg

[73] Assignee: **The Goodyear Tire & Rubber  
Company**, Akron, Ohio

[\*\*] Term: **14 Years**

[21] Appl. No.: **70,684**

[22] Filed: **May 13, 1997**

[51] **LOC (6) Cl.** ..... **12-15**

[52] **U.S. Cl.** ..... **D12/143**

[58] **Field of Search** ..... D12/136, 138,  
D12/140-152; 152/209 A, 209 B, 209 D,  
209 R

Tribune Sport IV Radial F21 Tire, 1995 Tread Design Guide,  
p. 119, Jan. 1995.

Kleber C701T, C651T Tire, 1996 Tread Design Guide, p. 41,  
Feb. 1996.

Dayton Tire Ad, bottom left Illustration, Tire Review Maga-  
zine, p. 18, Jan. 1996.

*Primary Examiner*—James Gandy  
*Assistant Examiner*—Robert M. Spear  
*Attorney, Agent, or Firm*—T. P. Lewandowski

[57] **CLAIM**

The ornamental design for a tire tread, as shown and  
described.

[56] **References Cited**

**U.S. PATENT DOCUMENTS**

D. 349,873 8/1994 Shibata et al. .... D12/141  
D. 374,200 10/1996 Kinoshita ..... D12/141

**FOREIGN PATENT DOCUMENTS**

745371 6/1985 Japan .  
7453711 6/1985 Japan .  
745372 6/1985 Japan .  
745346 6/1986 Japan .  
806713 6/1987 Japan .  
843217 5/1989 Japan .  
929977 3/1991 Japan .  
955843 5/1993 Japan .

**OTHER PUBLICATIONS**

Bridgestone 116V Tire, 1995 Tread Design Guide, p. 11,  
Jan. 1995.

Hallmark Aqua Grand Tire, 1995 Tread Design Guide, p. 34,  
Jan. 1995.

**DESCRIPTION**

FIG. 1 is a perspective view of a tire tread, it being  
understood that the pattern repeats uniformly throughout the  
circumference of the tread;

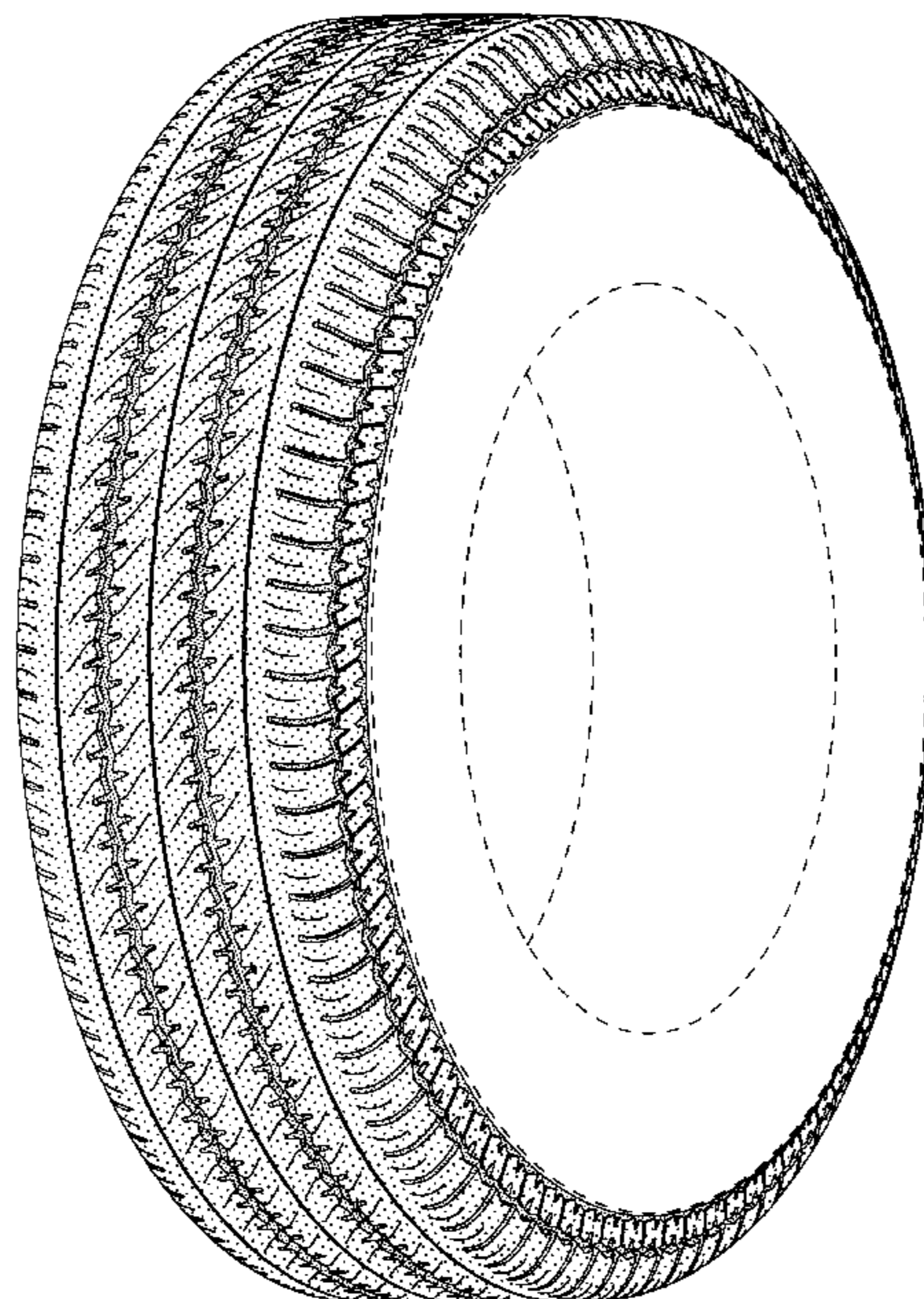
FIG. 2 is a front elevational view thereof;

FIG. 3 is a side elevational view thereof, the opposite side  
elevational view being identical thereto; and,

FIG. 4 is an enlarged fragmentary front perspective view  
thereof.

In the drawings, the broken lines defining the inner bead of  
the sidewall and the peripheral boundary between the tire  
tread and the sidewall are for illustrative purposes only and  
form no part of the claimed design.

**1 Claim, 4 Drawing Sheets**



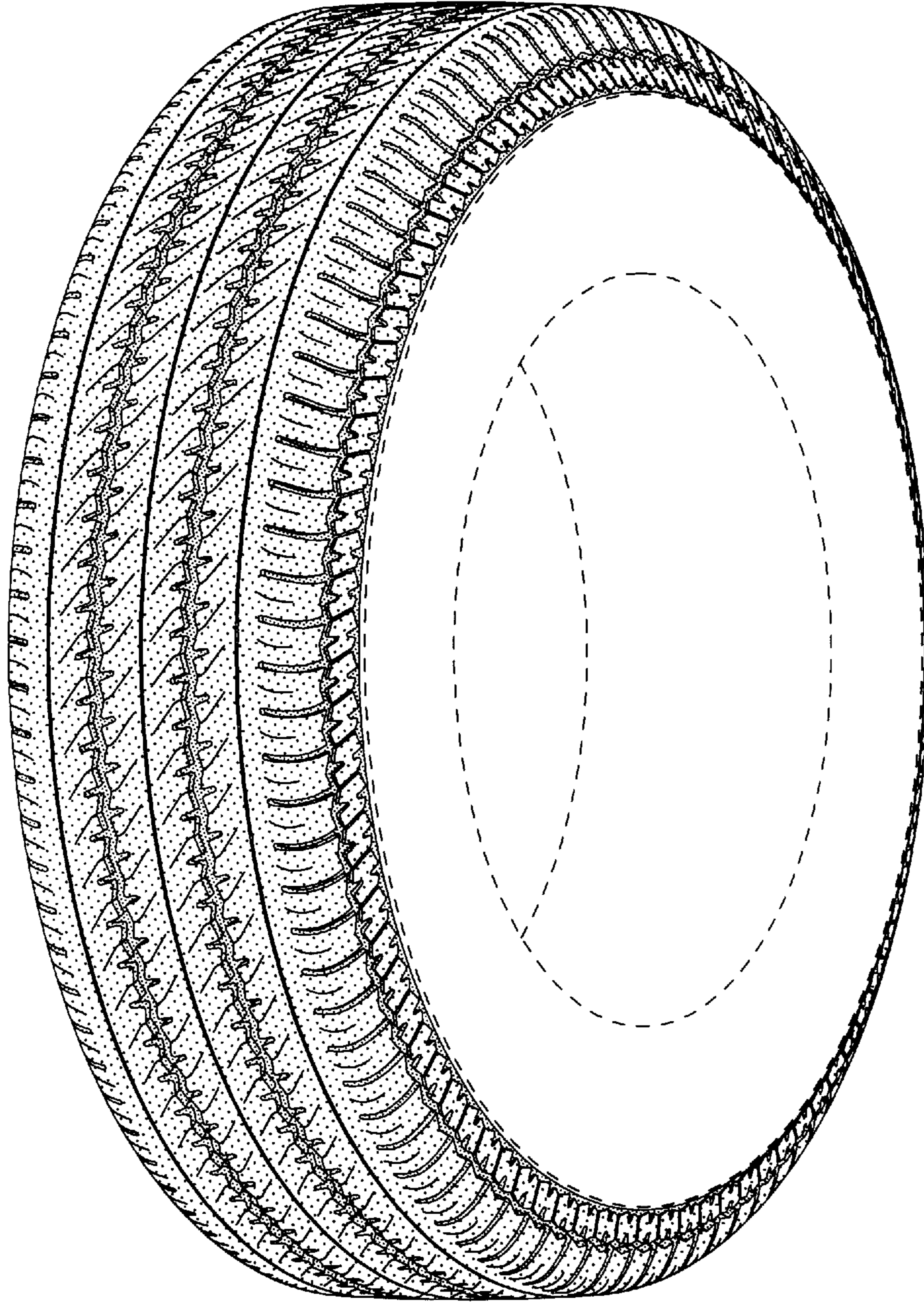


FIG-1

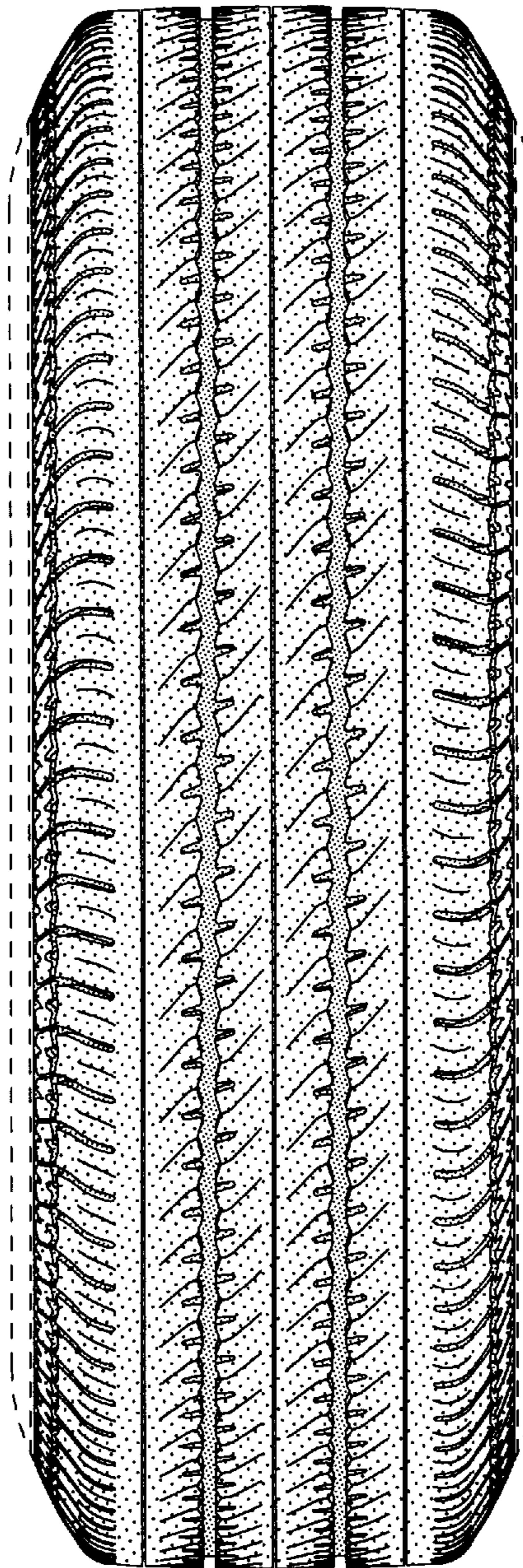


FIG-2

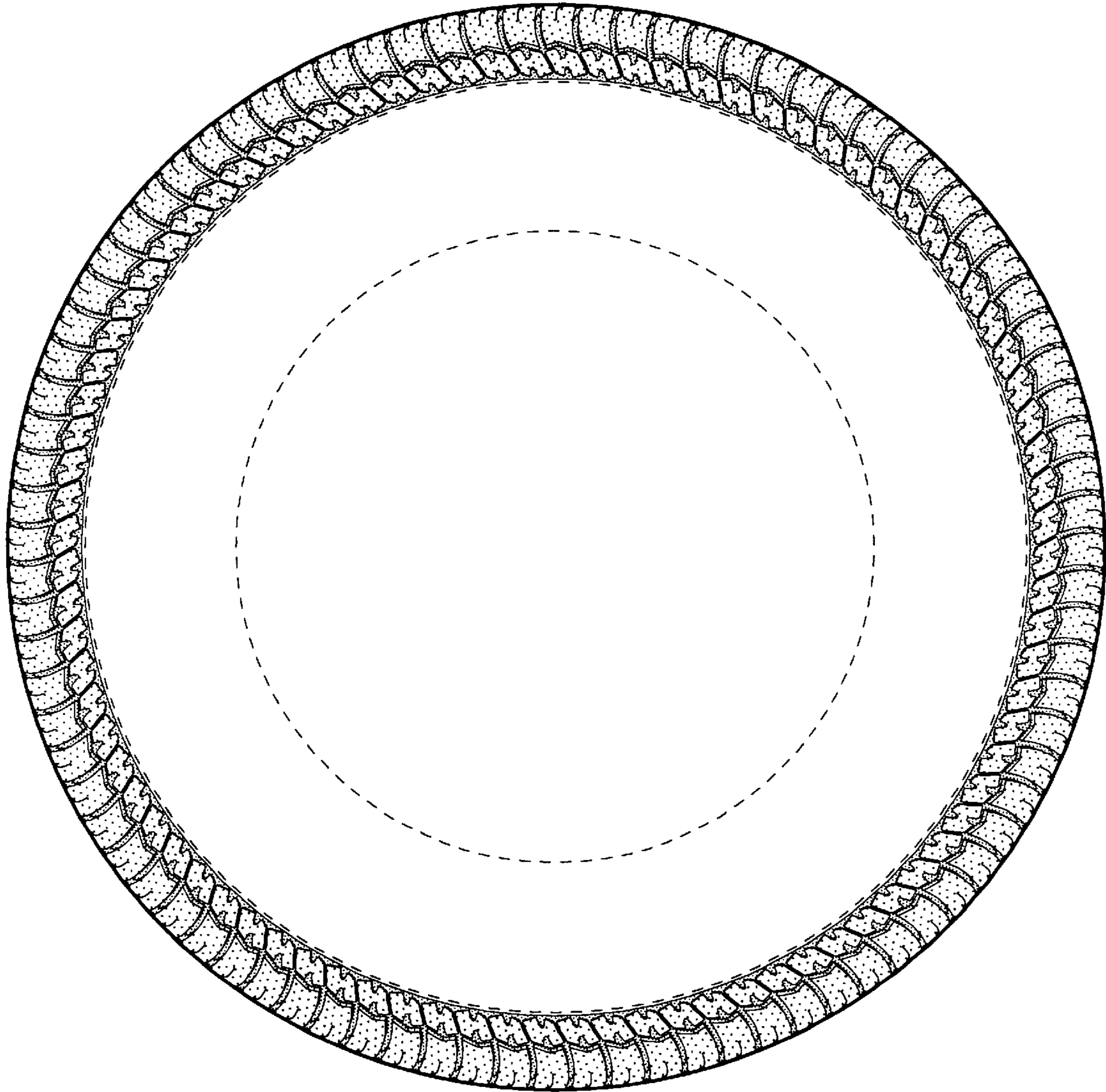


FIG-3

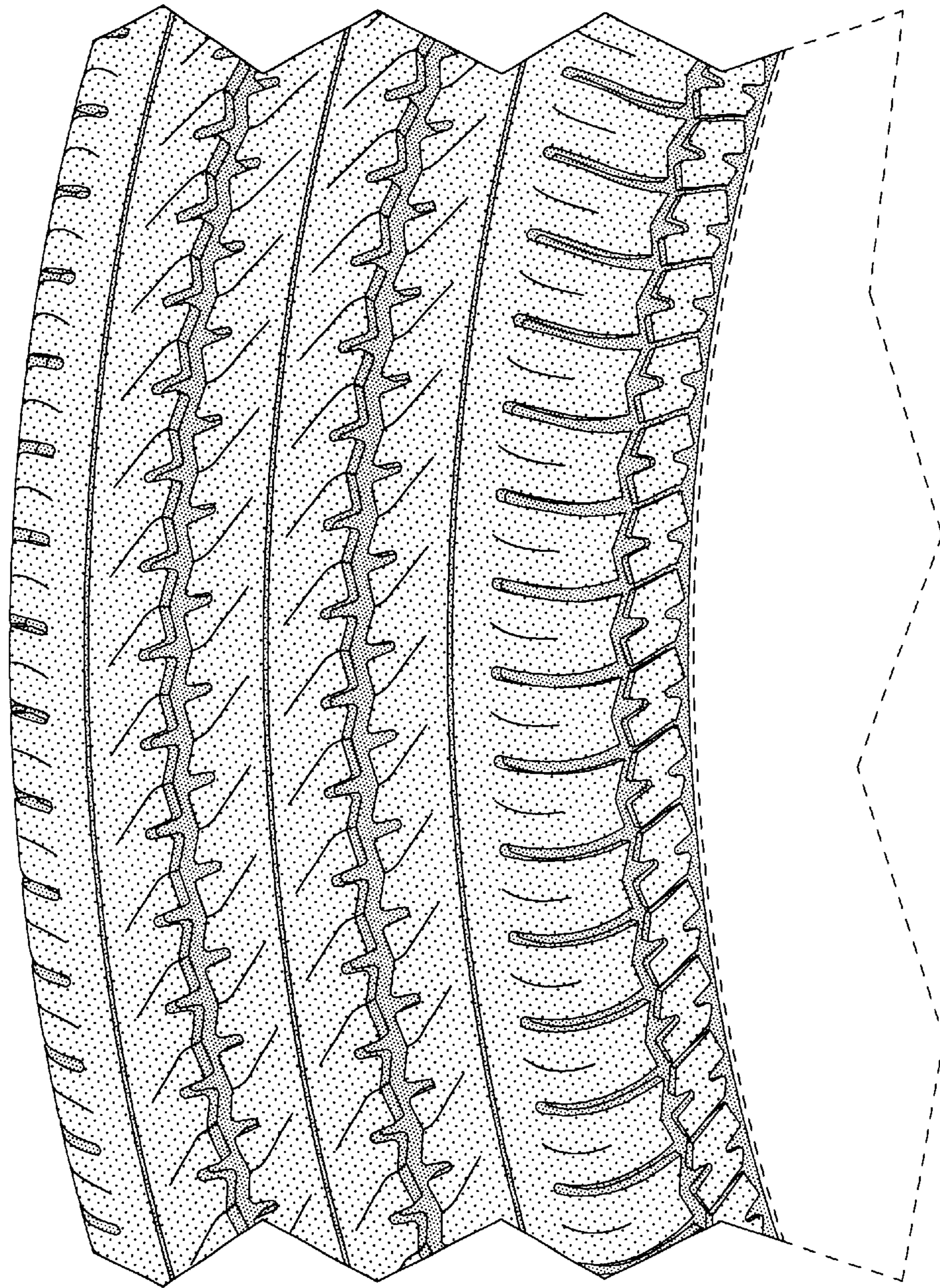


FIG-4