



US00D395620S

# United States Patent [19] Hamblin

[11] Patent Number: **Des. 395,620**

[45] Date of Patent: **\*\*Jun. 30, 1998**

[54] **AUTOMOBILE**

[75] Inventor: **Richard David Hamblin**, Solihull,  
United Kingdom

[73] Assignee: **Rolls-Royce Motor Cars Limited**,  
Cheshire, England

[\*\*] Term: **14 Years**

[21] Appl. No.: **62,700**

[22] Filed: **Nov. 21, 1996**

[30] **Foreign Application Priority Data**

May 23, 1996 [GB] United Kingdom ..... 2056488

[51] **LOC (6) Cl.** ..... **12-08**

[52] **U.S. Cl.** ..... **D12/92**

[58] **Field of Search** ..... D12/86, 90-92;  
296/185

[56] **References Cited**

### U.S. PATENT DOCUMENTS

- D. 236,706 9/1975 Pinfarina ..... D12/92
- D. 353,351 12/1994 Hefferman et al. .... D12/92
- D. 368,879 4/1996 Gould ..... D12/92

- D. 371,329 7/1996 Axe ..... D12/92
- D. 373,978 9/1996 Axe et al. .... D12/92
- D. 374,198 10/1996 Axe et al. .... D12/92

### OTHER PUBLICATIONS

Road & Track, Jun. 1995, p. 67 Bentley Turbo S.

*Primary Examiner*—Melody N. Brown  
*Attorney, Agent, or Firm*—Cushman Darby & Cushman  
Intellectual Property Group of Pillsbury Madison & Sutro  
LLP

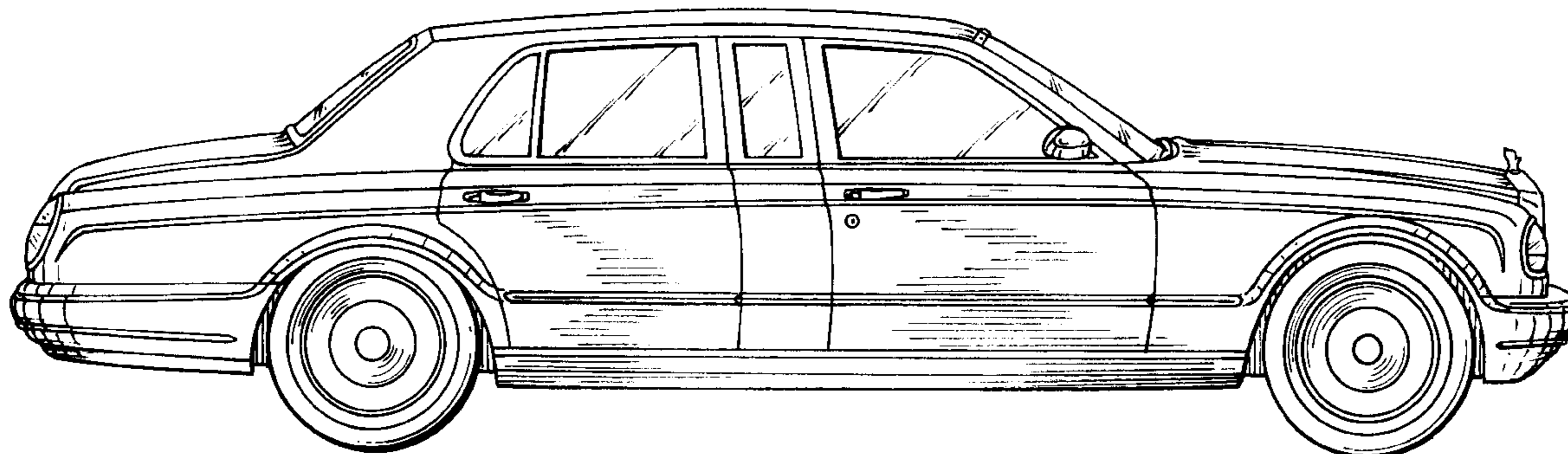

### [57] CLAIM


The ornamental design for an automobile, as shown and described.

### DESCRIPTION

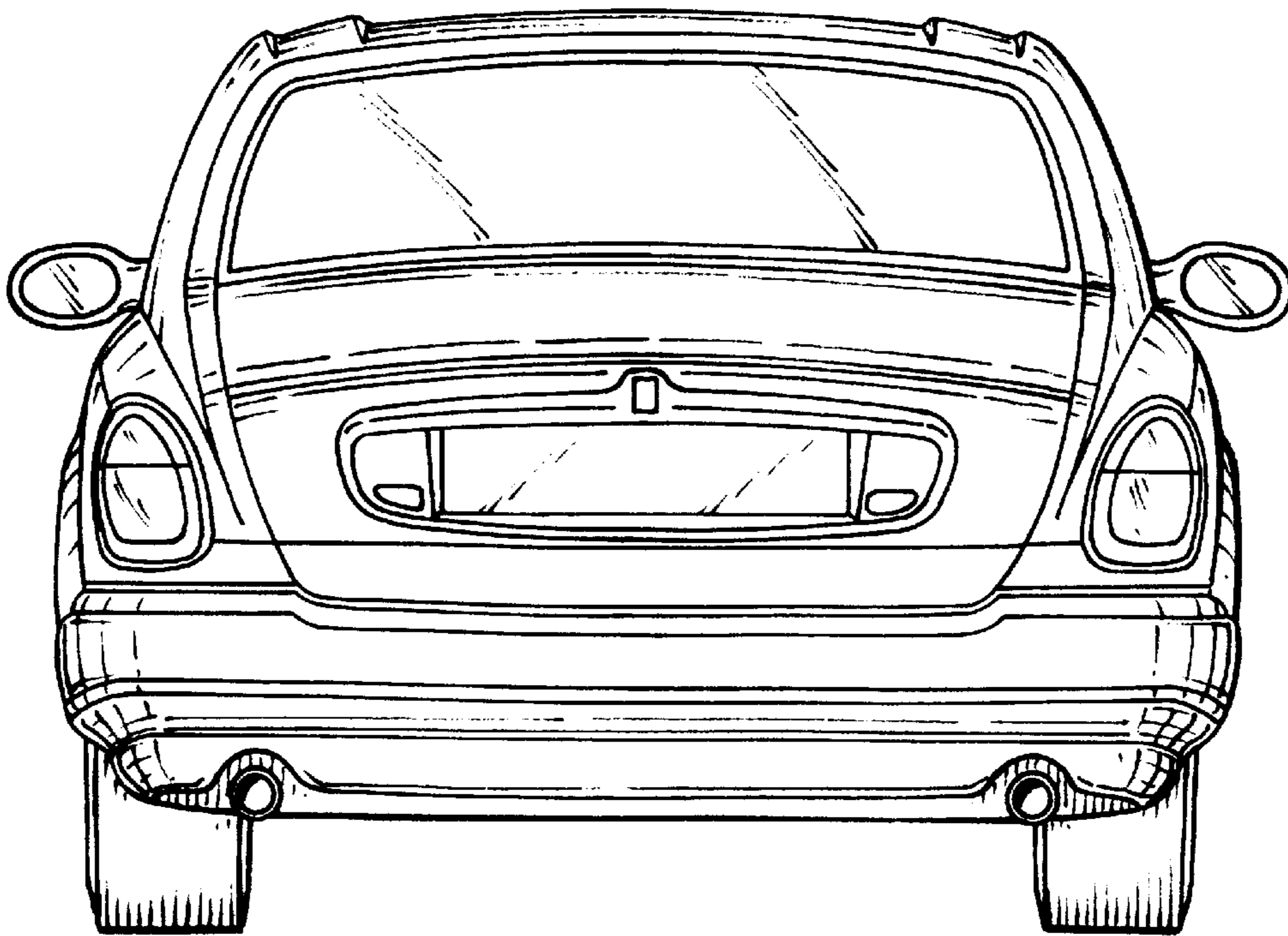
FIG. 1 is a front view in elevation of the automobile;  
FIG. 2 is a rear view in elevation of the automobile of FIG. 1;  
FIG. 3 is a side view of the automobile of FIG. 3;  
FIG. 4 is a view similar to FIG. 3 but showing the opposite side of the automobile; and,  
FIG. 5 is a top plan view.

**1 Claim, 4 Drawing Sheets**

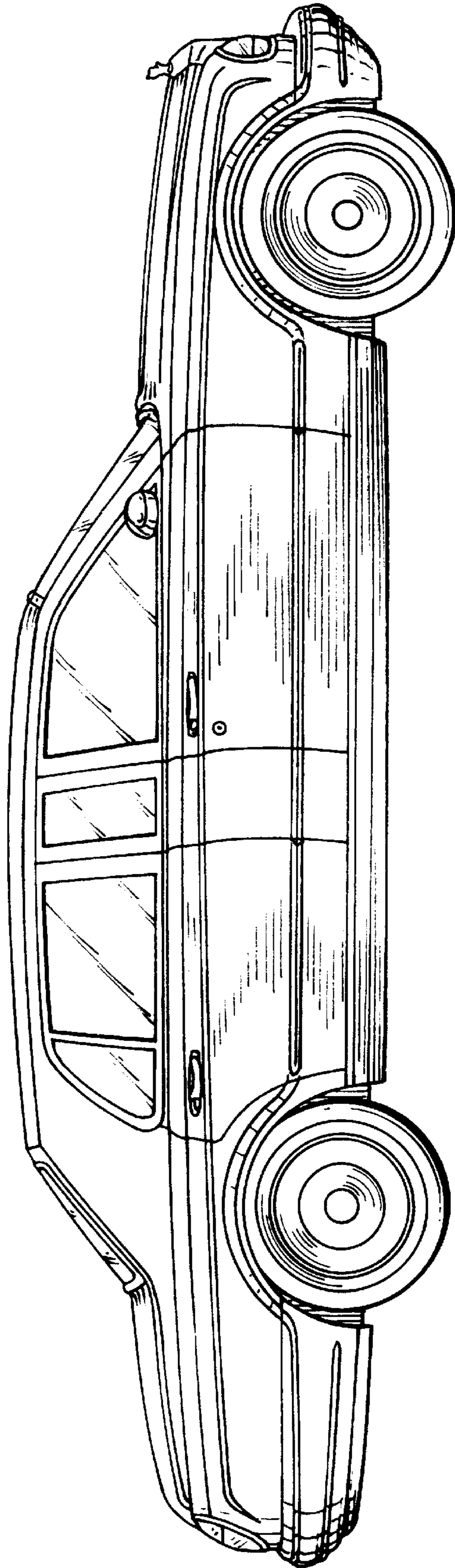




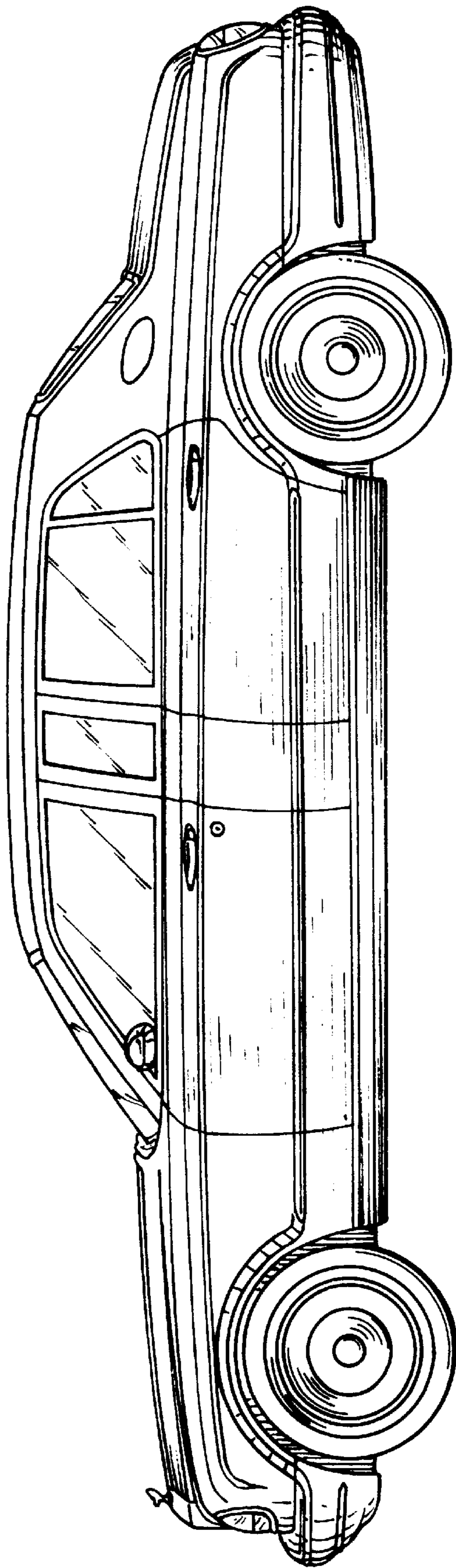
**FIG. 1**




**FIG. 2**



*FIG. 3*



***FIG. 9***



*FIG. 5*