



US00D395608S

United States Patent [19]

[11] **Patent Number: Des. 395,608**

Truax

[45] **Date of Patent: **Jun. 30, 1998**

[54] **SURVEY MARKER**

4,741,701 5/1988 Kossler 116/209 X
5,291,703 3/1994 Ziegler 52/103

[76] Inventor: **Clarence E. Truax**, 520 Fairground Rd., Taylorsville, Ky. 40071

Primary Examiner—Antoine Duval Davis
Attorney, Agent, or Firm—Middleton & Reutlinger; David W. Carrithers

[**] Term: **14 Years**

[21] Appl. No.: **68,382**

[57] **CLAIM**

[22] Filed: **Apr. 10, 1997**

The ornamental design for a survey marker, as shown and described.

[51] **LOC (6) Cl.** **10-04**

[52] **U.S. Cl.** **D10/66**

[58] **Field of Search** D10/66; 33/293; 40/299; 52/103; 116/209; 428/42.1, 690

DESCRIPTION

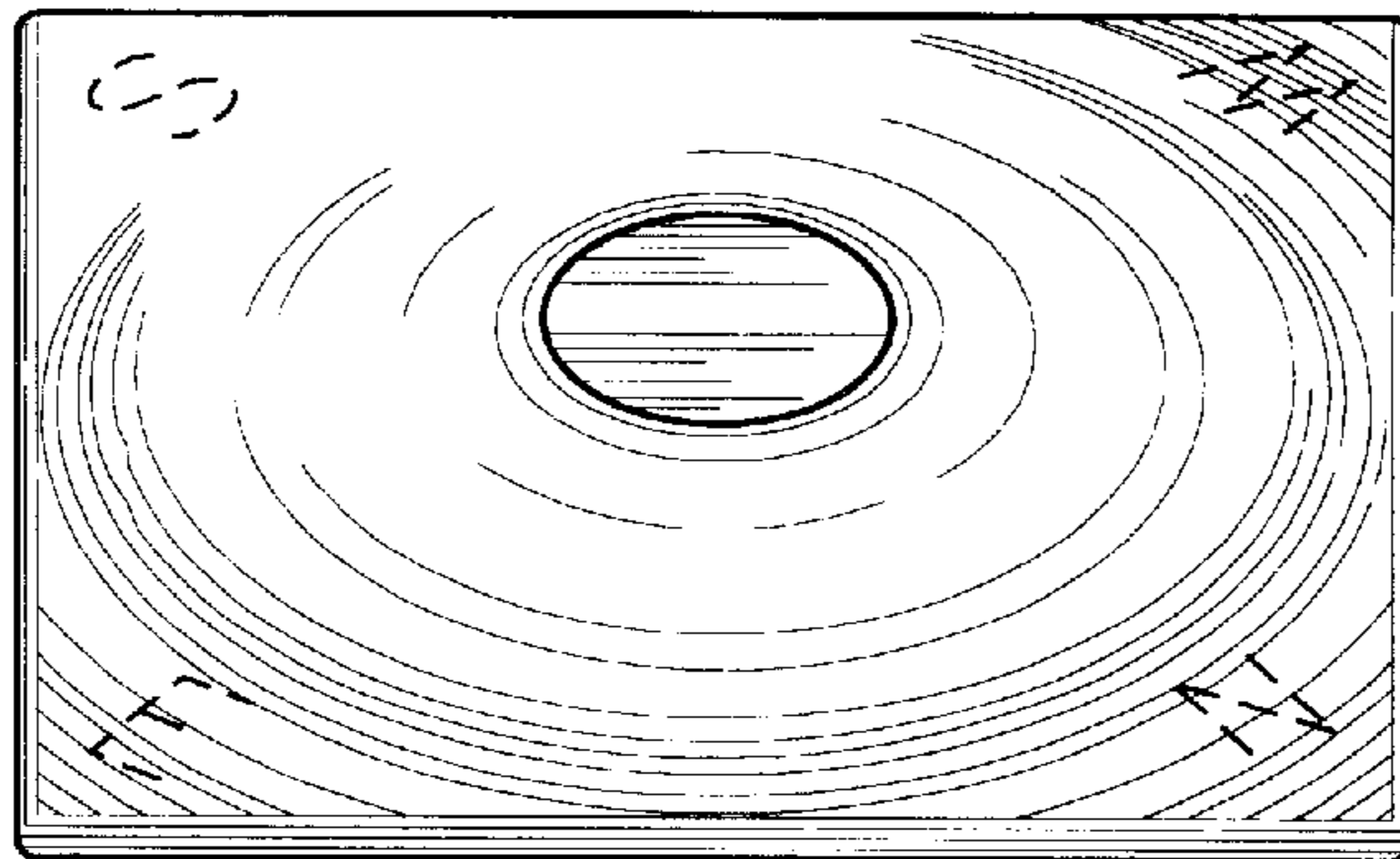
[56] **References Cited**

U.S. PATENT DOCUMENTS

D. 246,513	11/1977	Garneau	D10/66
427,394	5/1890	Brown	52/103
2,181,032	11/1939	Watkins	52/103
3,503,163	3/1970	Lutz	52/103

FIG. 1 is a perspective view of a survey marker in accordance with my design;
FIG. 2 is a top plan view thereof;
FIG. 3 is a bottom plan view thereof; and,
FIG. 4 is a side elevational view thereof.
The broken line showing is for illustrative purposes only and forms no part of the claimed design.

1 Claim, 1 Drawing Sheet



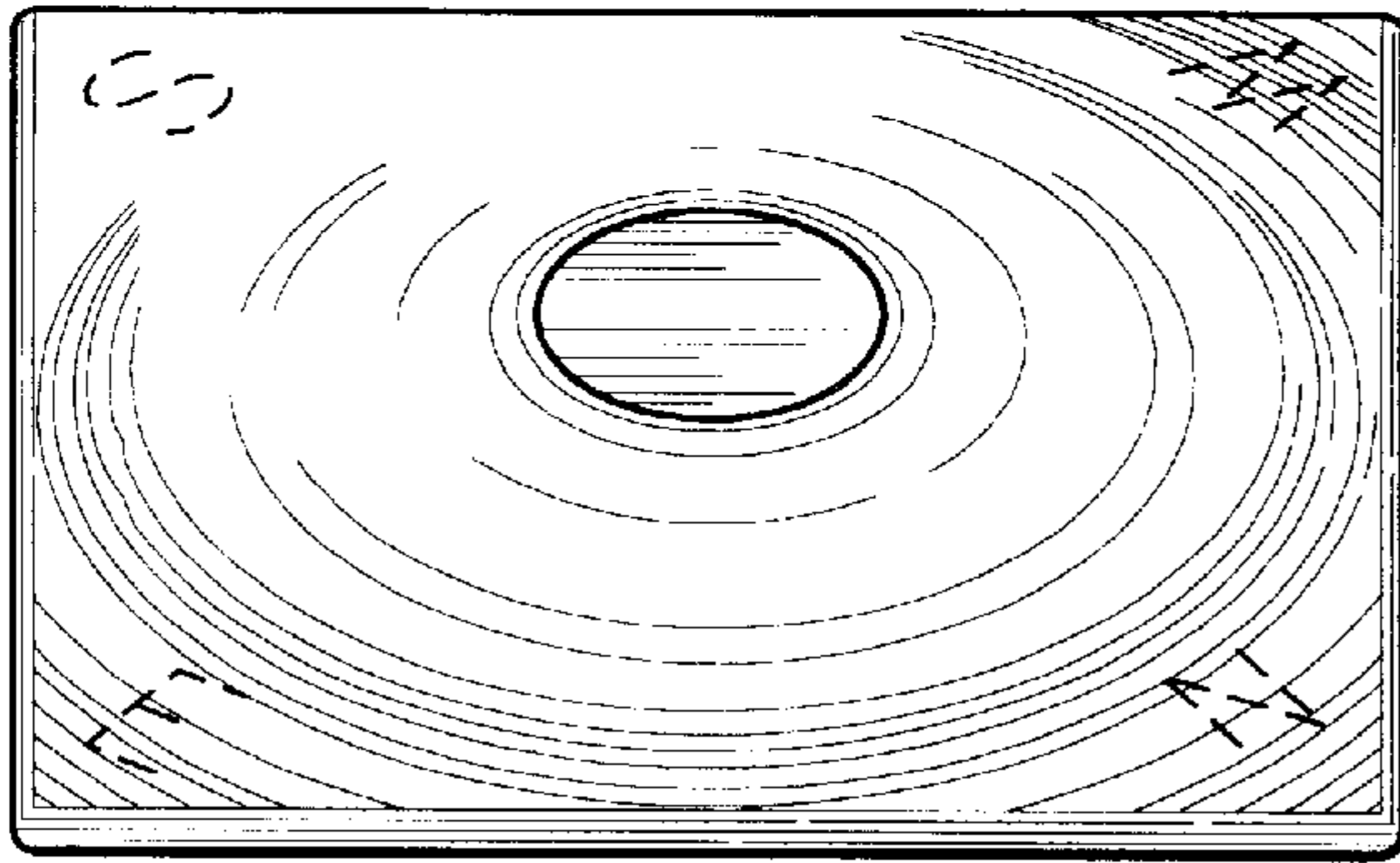


FIG. 1

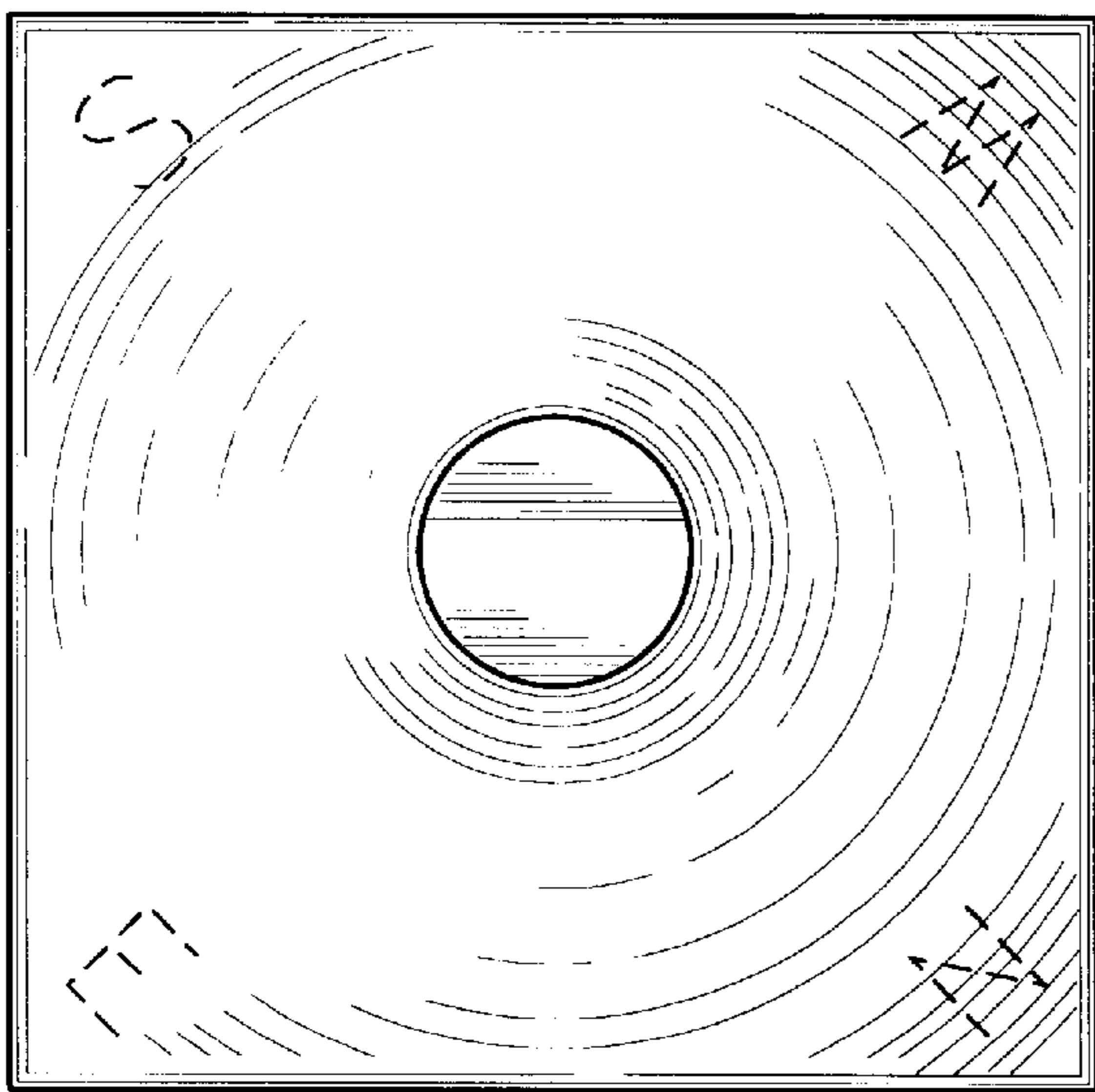


FIG. 2




FIG. 3



FIG. 4