



US00D395603S

**United States Patent** [19]  
**Harris**

[11] **Patent Number: Des. 395,603**

[45] **Date of Patent: \*\*Jun. 30, 1998**

[54] **OIL BOTTLE FUNNEL**

[76] Inventor: **Virgil Harris**, P.O. Box 124, Point Marion, Pa. 15474

[\*\*] Term: **14 Years**

[21] Appl. No.: **61,887**

[22] Filed: **Nov. 1, 1996**

[51] **LOC (6) Cl.** ..... **09-07**

[52] **U.S. Cl.** ..... **D9/447; D9/523**

[58] **Field of Search** ..... D9/434, 435, 436, D9/444, 445, 447, 499, 523; D7/312, 316, 318, 700; 220/8, 86.2; 222/460-462, 541.1, 541.9, 566-571; 215/40, 42, 44, 382

[56] **References Cited**

**U.S. PATENT DOCUMENTS**

D. 160,635	10/1950	Lawlor	.....	D9/444
D. 223,188	3/1972	Blank	.....	D9/523
D. 265,586	7/1982	Sloan	.....	D24/54
D. 267,536	1/1983	Findlay	.....	D7/318
D. 274,208	6/1984	Hildenbrand	.....	D7/68
D. 279,068	6/1985	Burin	.....	D7/312
D. 289,376	4/1987	Nemits	.....	D9/523
D. 301,306	5/1989	Beaver	.....	D9/523
D. 303,628	9/1989	Beaver	.....	D9/523
D. 322,560	12/1991	Waine	.....	D9/523
D. 341,085	11/1993	Charbonneau et al.	.....	D9/434 X

3,402,843	9/1968	Campbell	.....	D9/434 X
3,537,623	11/1970	Fisher	.....	222/460
3,750,722	8/1973	Nowak	.....	222/460
4,865,211	9/1989	Hollingsworth	.....	220/8
4,872,571	10/1989	Crecilius et al.	.....	222/541.1
4,877,142	10/1989	Doering	.....	215/382
4,883,192	11/1989	Krugman	.....	D9/444 X
5,121,845	6/1992	Blanchard	.....	222/541.9 X

*Primary Examiner*—James Gandy  
*Assistant Examiner*—Cathron B. Matta

[57] **CLAIM**

The ornamental design for an oil bottle-funnel, as shown and described.

**DESCRIPTION**

FIG. 1 is a perspective view of an oil bottle funnel; FIG. 2 is a narrow side elevational view thereof the opposite side view being substantially a mirror image thereof; FIG. 3 is a bottom plan view thereof showing the outside of the oil bottle funnel; FIG. 4 is a wide side elevational view thereof the opposite side view being substantially a mirror image thereof; and, FIG. 5 is a top plan view thereof, showing the interior of the oil bottle funnel. The broken line showing of a portion of a container is for illustrative purposes only and forms no part of the claimed design.

**1 Claim, 3 Drawing Sheets**

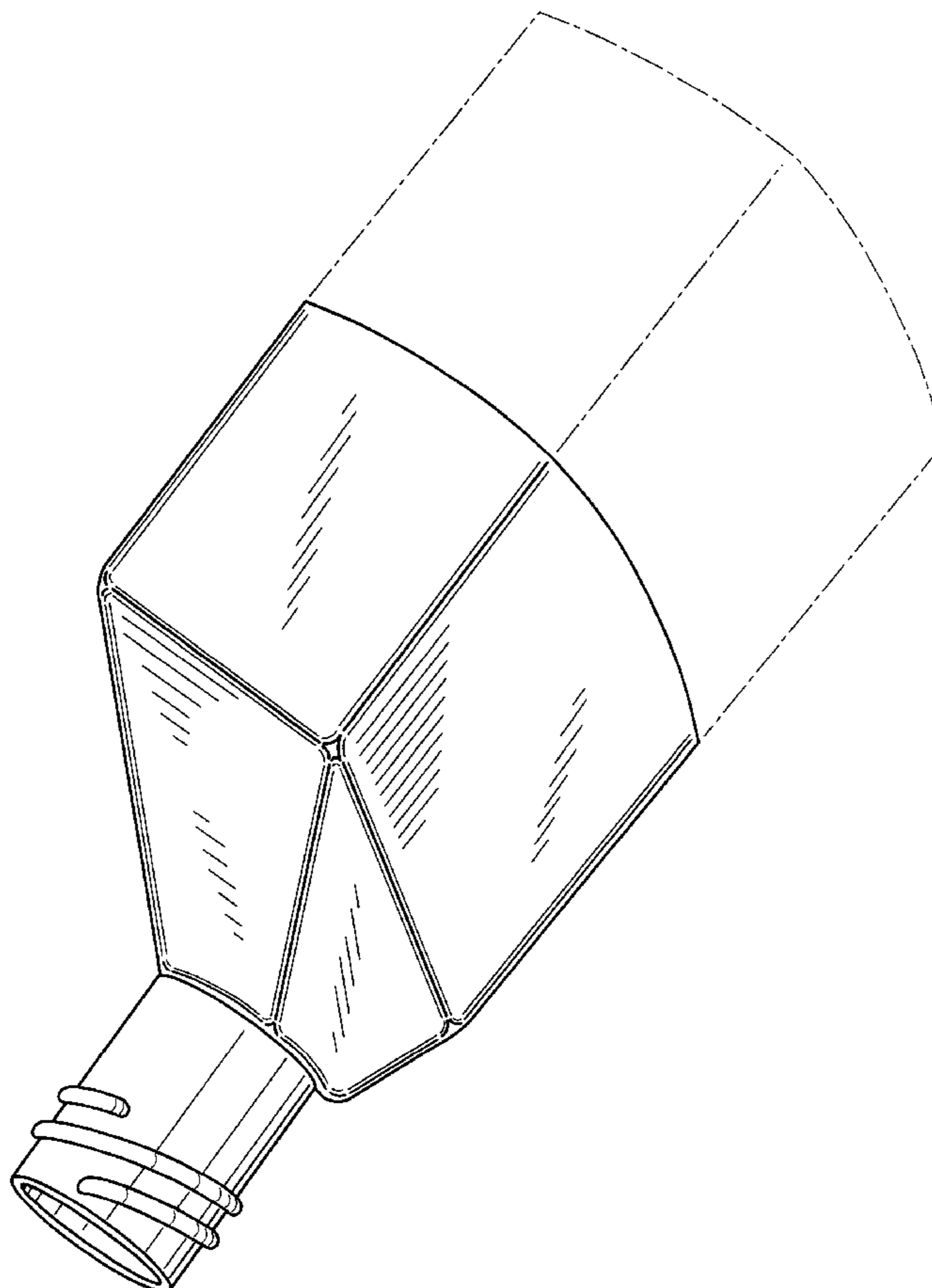


FIG. 1

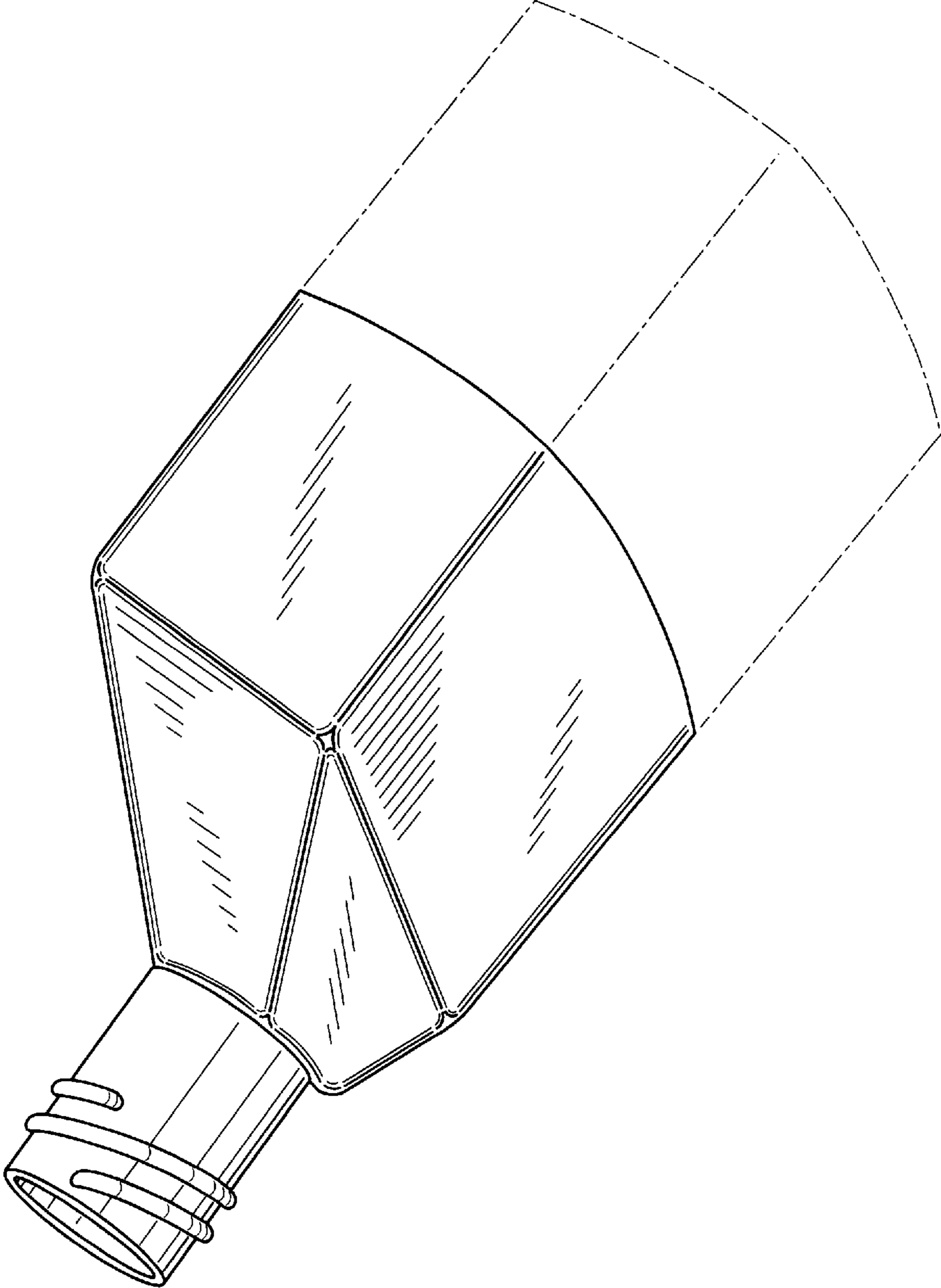


FIG. 2

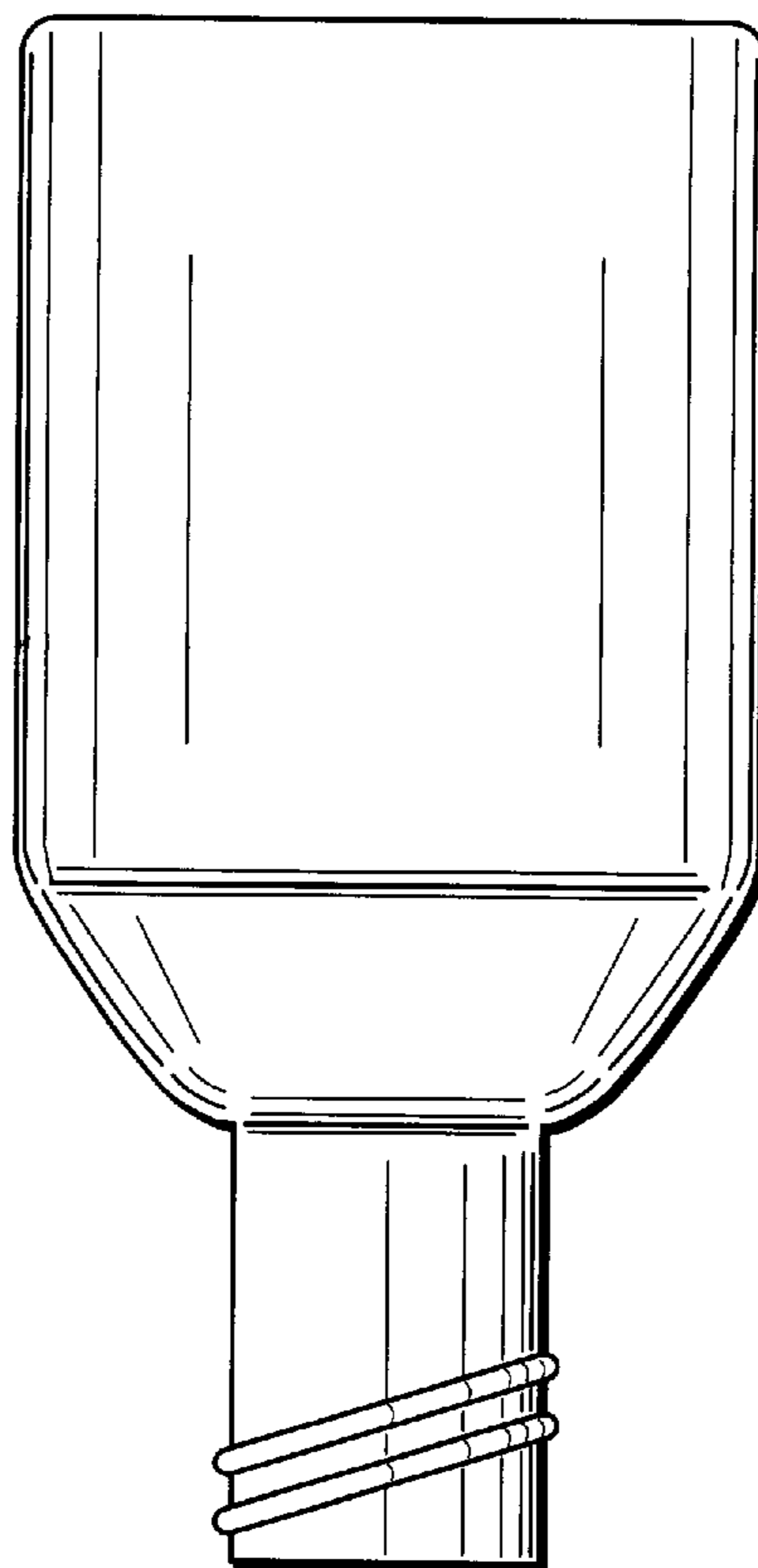


FIG. 3

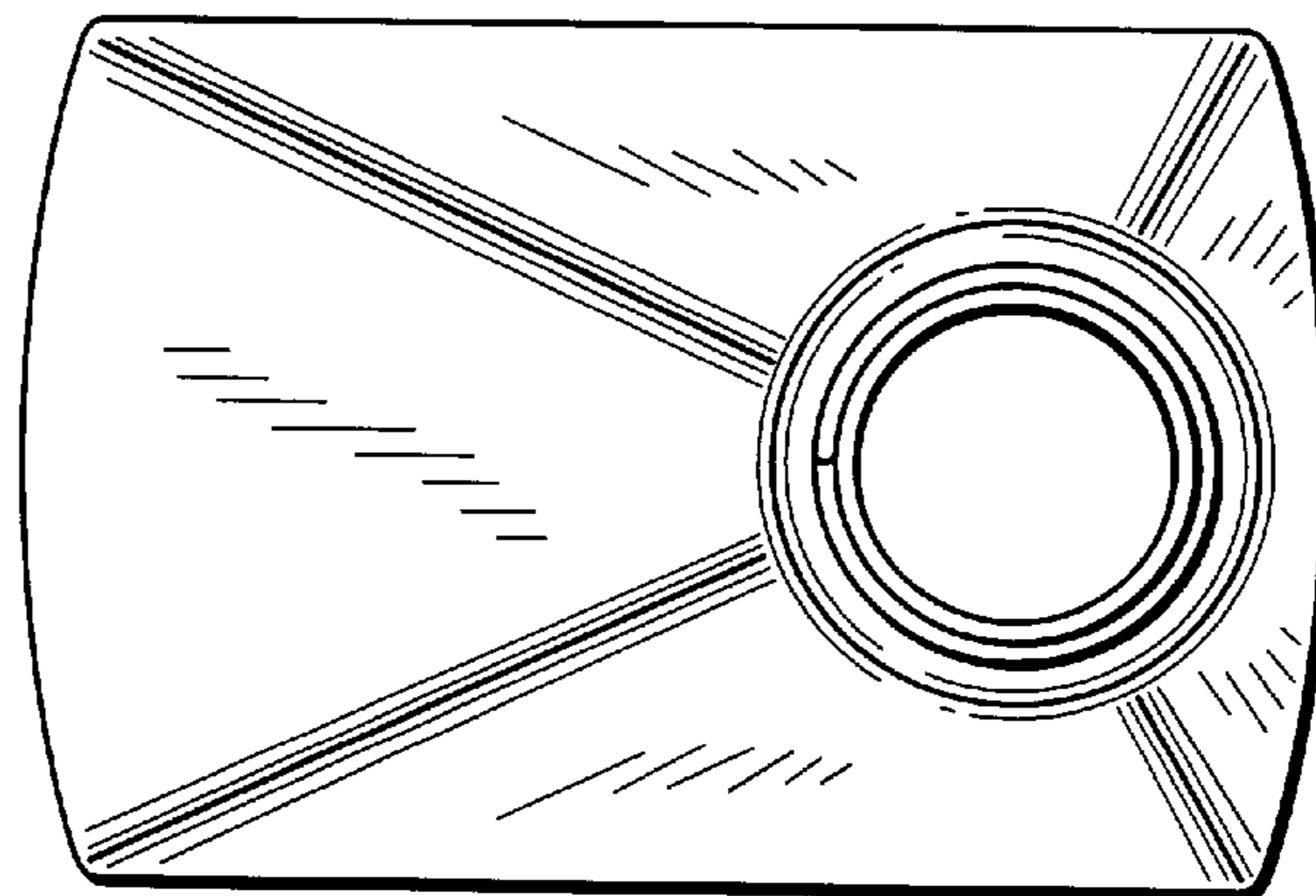


FIG. 4

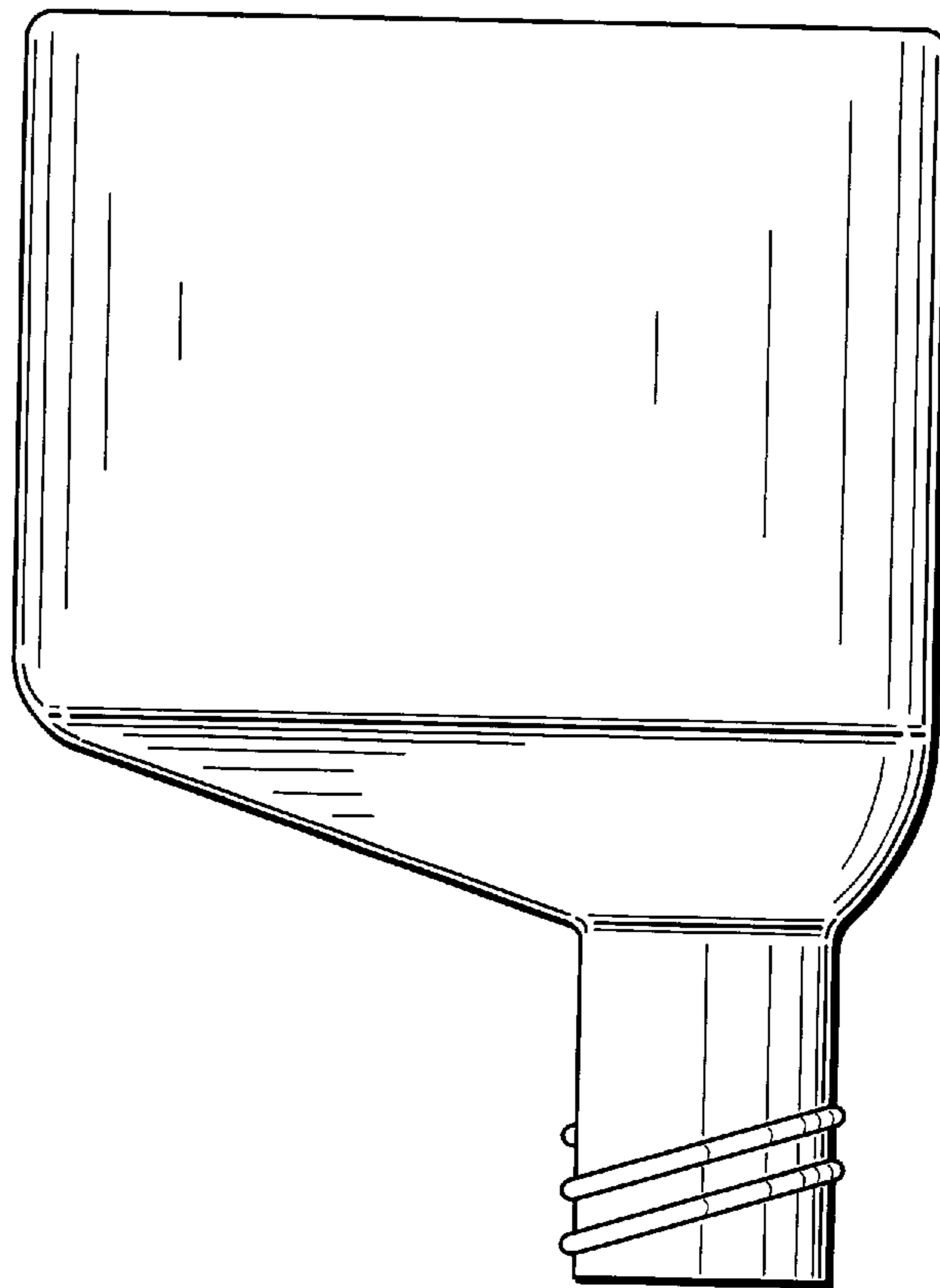


FIG. 5

