



US00D395591S

United States Patent [19]

Roda

[11] **Patent Number: Des. 395,591**

[45] **Date of Patent: **Jun. 30, 1998**

[54] **TIE DOWN SUPPORT**

[76] Inventor: **Warren Roda**, Box 127, Otisville, N.Y. 10963

[**] Term: **14 Years**

[21] Appl. No.: **74,484**

[22] Filed: **Jul. 13, 1997**

[51] **LOC (6) Cl. 08-05**

[52] **U.S. Cl. D8/349**

[58] **Field of Search D8/349, 354; 248/499, 248/500, 504, 505**

[56] **References Cited**

U.S. PATENT DOCUMENTS

D. 360,353	7/1995	Schriever	D8/356
4,108,342	8/1978	Riva	248/499
5,320,193	6/1994	Bongiovanni et al.	248/499 X
5,349,834	9/1994	Davidge	248/505 X

Primary Examiner—Holly Baynham

[57] **CLAIM**

The ornamental design for a tie down support, as shown.

DESCRIPTION

FIG. 1 is a front plan view of the tie down support of the present invention;

FIG. 2 is a back plan view of the tie down support of FIG. 1;


FIG. 3 is a left side plan view of the tie down support of FIG. 1;

FIG. 4 is a right side plan view of the tie down support of FIG. 1;

FIG. 5 is a top plan view of the tie down support of FIG. 1; and,

FIG. 6 is a bottom plan view of the tie down support of FIG. 1.

1 Claim, 3 Drawing Sheets






Fig. 1




Fig. 2

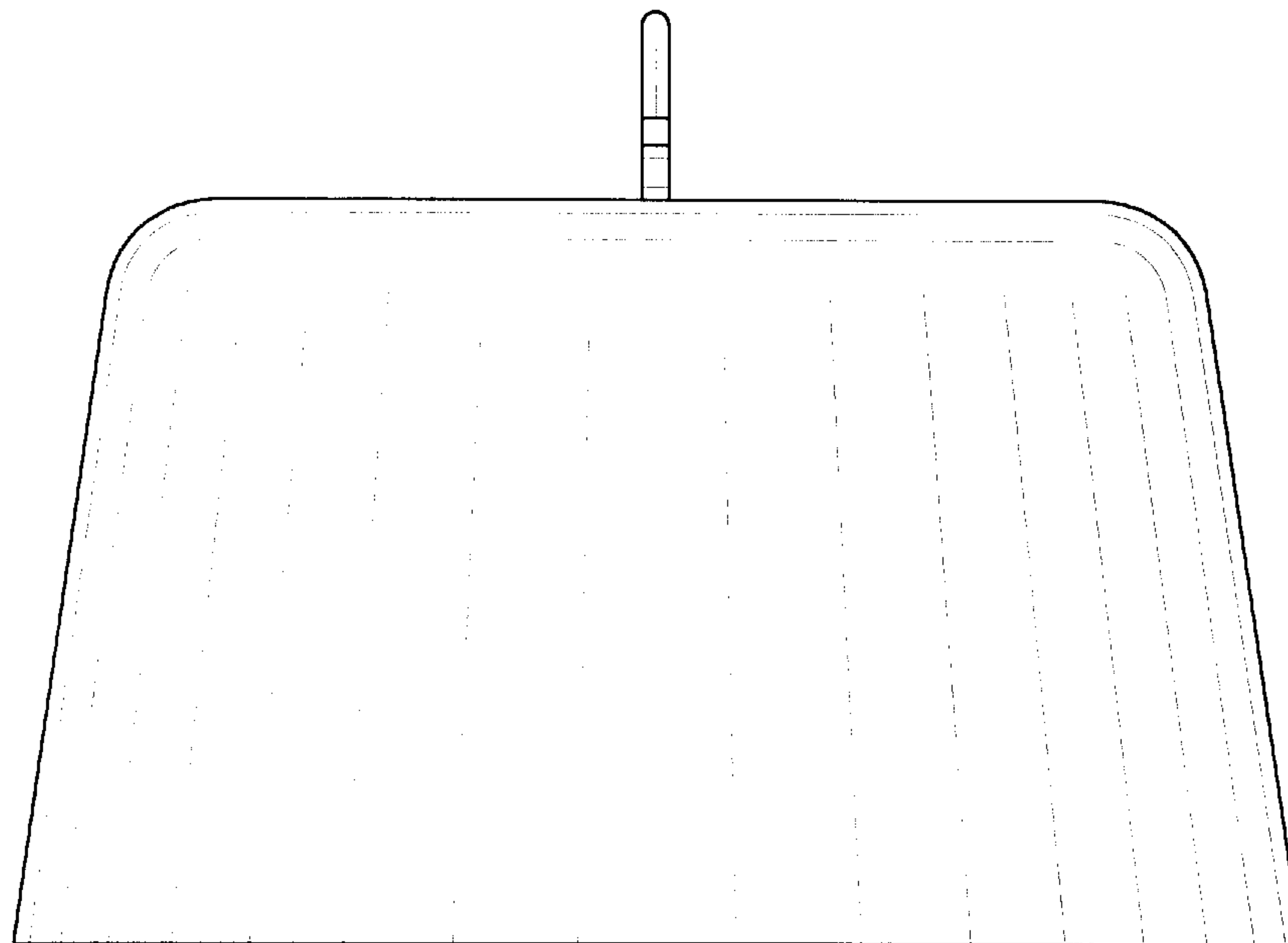


Fig. 3

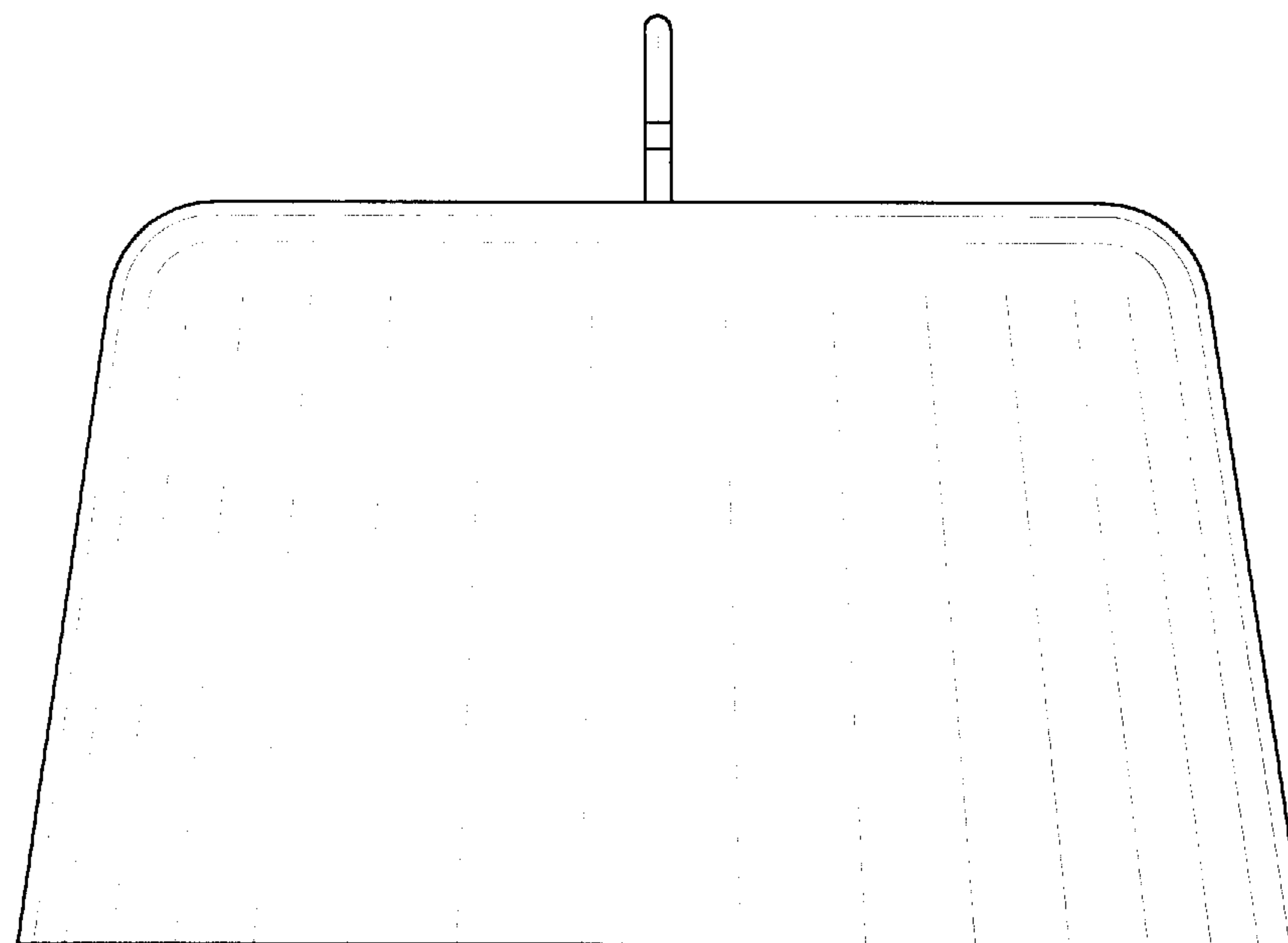


Fig. 4

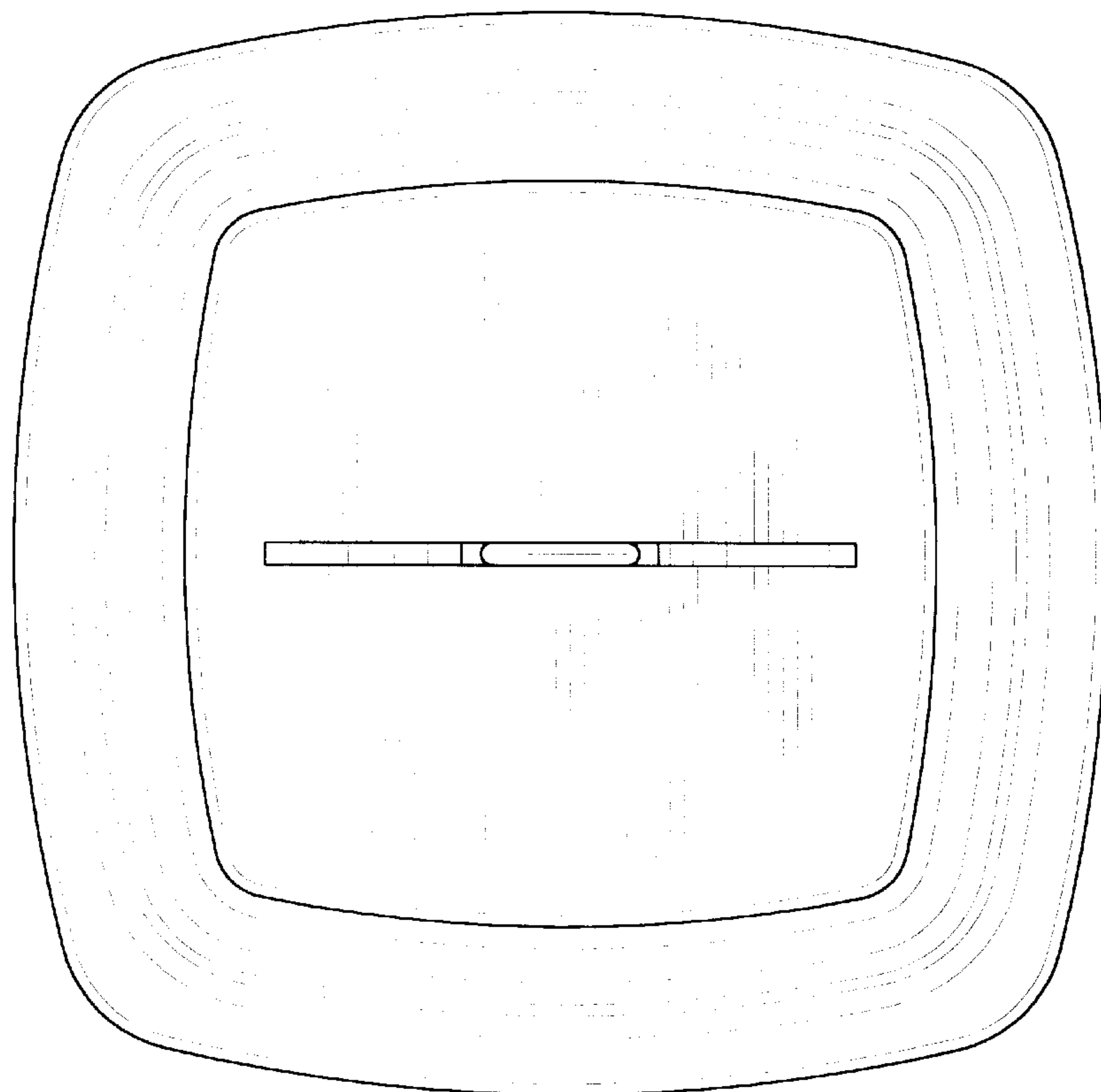


Fig. 5




Fig. 6