



US00D395589S

United States Patent [19]
Schaeffer

[11] **Patent Number: Des. 395,589**

[45] **Date of Patent: **Jun. 30, 1998**

[54] **UTILITY KNIFE**

[76] Inventor: **T. Douglas Schaeffer**, 185 Schoolhouse Rd., Christiana, Pa. 17509

[**] Term: **14 Years**

[21] Appl. No.: **66,205**

[22] Filed: **Feb. 3, 1997**

[51] **LOC (6) Cl. 08-03**

[52] **U.S. Cl. D8/98**

[58] **Field of Search D8/98, 99, 107; 30/330, 337, 338, 339, 333, 517**

[56] **References Cited**

U.S. PATENT DOCUMENTS

D. 290,333	6/1987	Pashley	D8/107
3,324,548	6/1967	Mascia	30/329
3,845,554	11/1974	Joanis et al.	30/330
4,604,805	8/1986	Krieger	30/330
4,936,014	6/1990	Shaanan et al.	30/329

5,027,516	7/1991	Howerton	30/329
5,168,630	12/1992	Weber	30/337
5,303,469	4/1994	Yin-Han	30/329

Primary Examiner—Philip S. Hyder
Attorney, Agent, or Firm—Massinger Law Office; Douglas Wm Massinger, Esq.

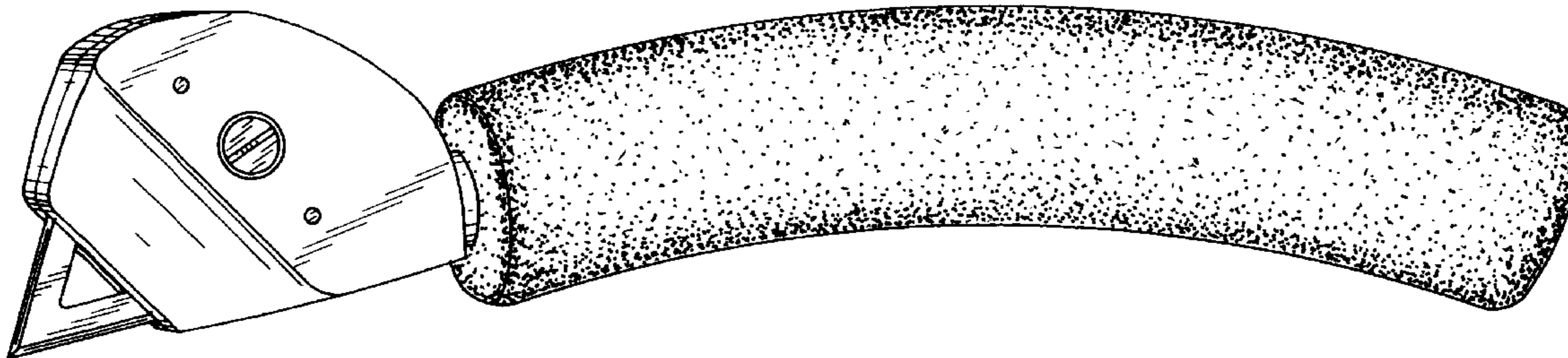
[57] **CLAIM**

The ornamental design for a utility knife, as shown.

DESCRIPTION

FIG. 1 is a perspective view of a utility knife showing my new design;
FIG. 2 is a left side elevational view thereof;
FIG. 3 is a right side elevational view thereof;
FIG. 4 is a top plan view thereof;
FIG. 5 is a bottom view thereof;
FIG. 6 is a front view thereof; and,
FIG. 7 is a rear view thereof.

1 Claim, 4 Drawing Sheets



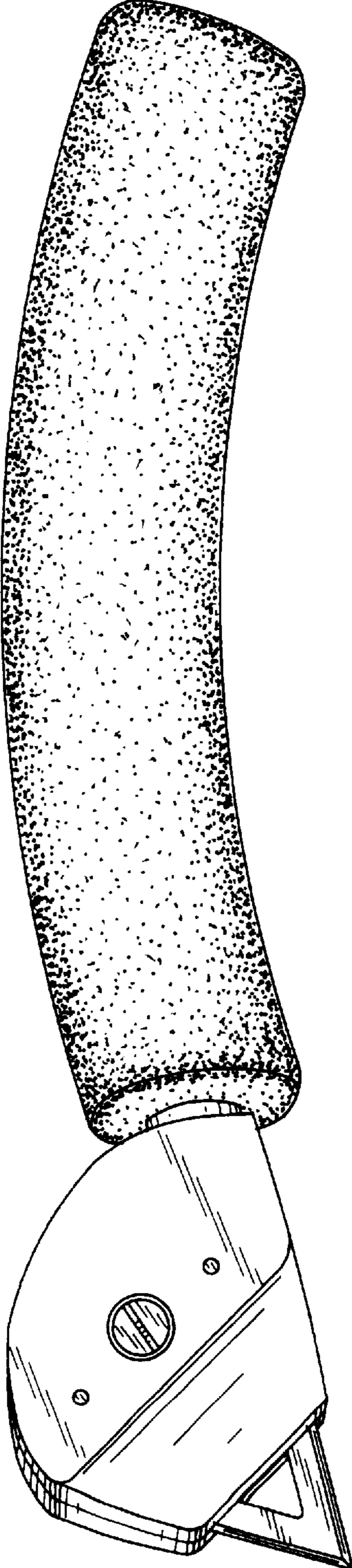


FIG. 1

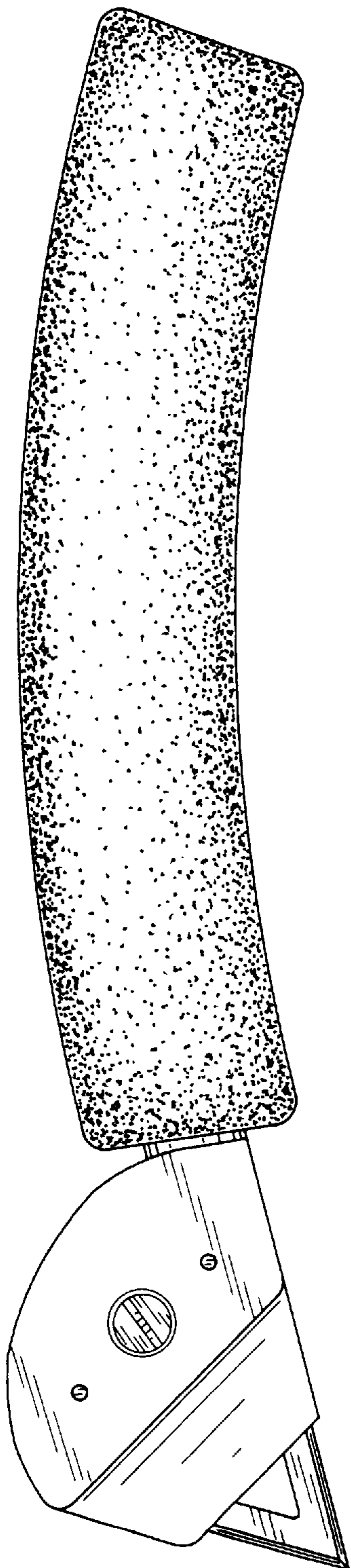


FIG. 2

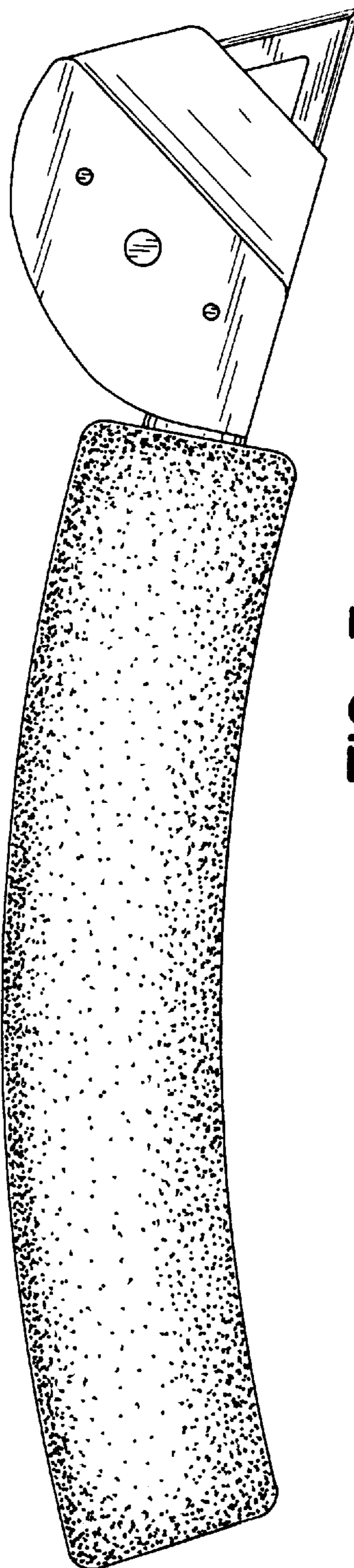


FIG. 3




FIG. 4



FIG. 5

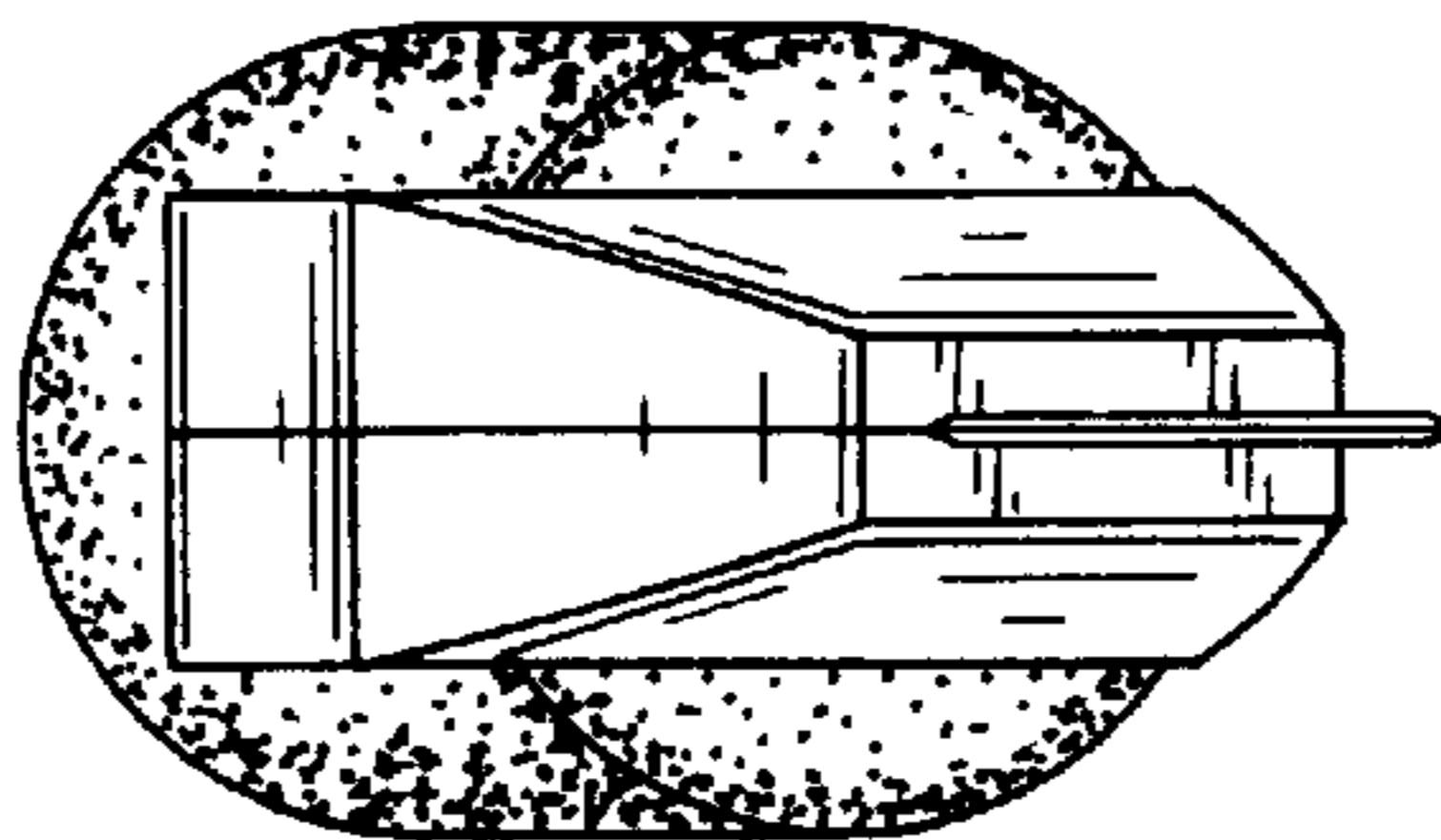


FIG. 6

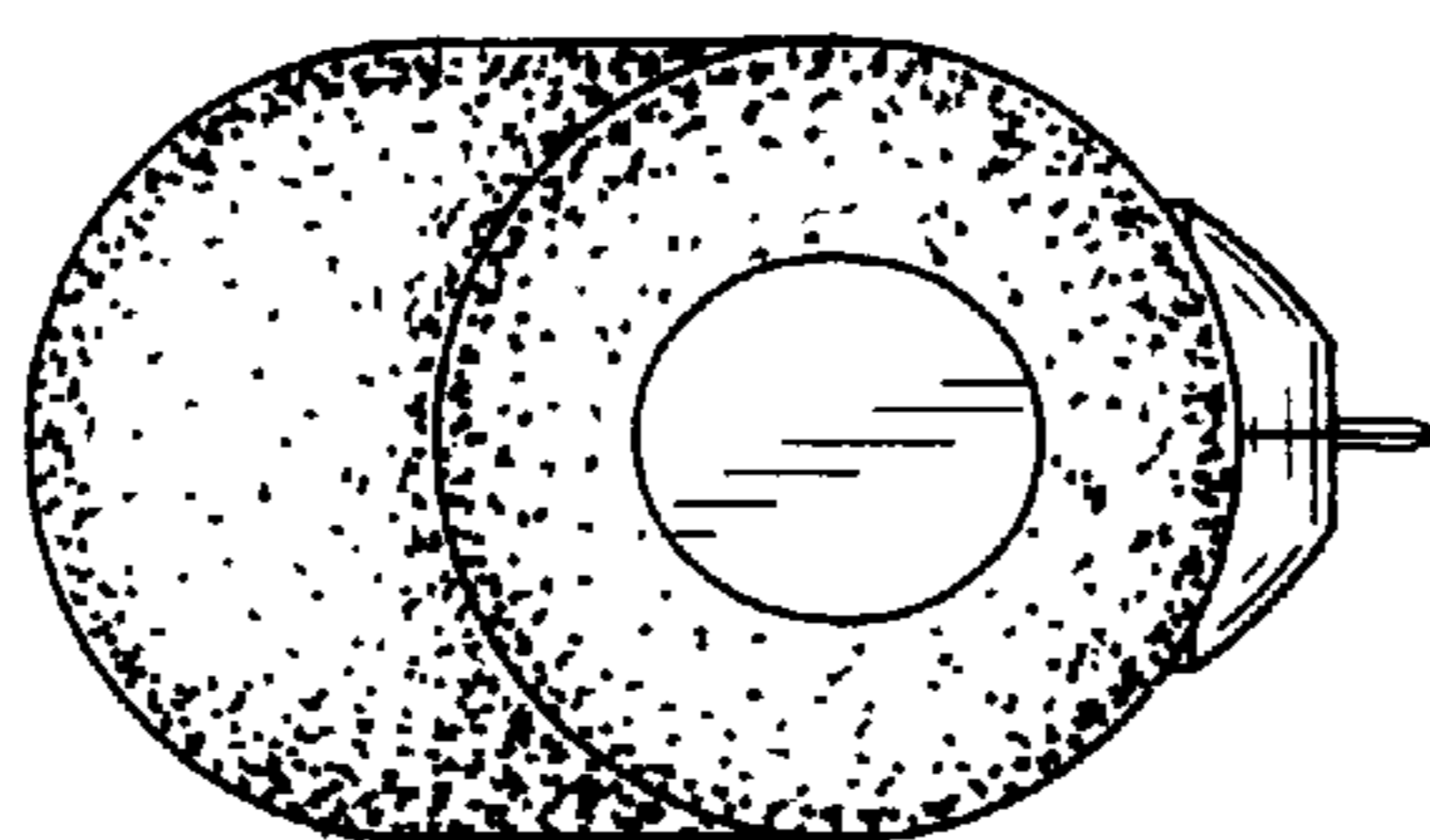


FIG. 7