



US00D395576S

United States Patent [19]
Huang

[11] **Patent Number: Des. 395,576**

[45] **Date of Patent: **Jun. 30, 1998**

[54] **VACUUM FLASK**

[76] Inventor: **Frank Teh-Hsiung Huang**, Suite 804,
8 Fl., No. 128, Sec. 3, Ming-Sheng E.
Rd., Taipei, Taiwan

[**] Term: **14 Years**

[21] Appl. No.: **71,786**

[22] Filed: **Jun. 6, 1997**

[51] **LOC (6) Cl. 07-01**

[52] **U.S. Cl. D7/319; D7/317**

[58] **Field of Search D7/300, 302, 303,**
D7/312, 316, 317, 318, 319, 321, 322,
598, 600, 605, 608; 210/282; 222/465.1,
475.1

[56] **References Cited**

U.S. PATENT DOCUMENTS

D. 217,734	6/1970	Abramson	D7/317
D. 285,520	9/1986	Ferm et al.	D7/318 X
D. 299,901	2/1989	Huang	D7/317
D. 300,708	4/1989	Minuti	D7/317
D. 321,301	11/1991	Purkapile	D7/319 X
D. 323,597	2/1992	Minuti	D7/317
D. 323,951	2/1992	Inoue	D7/319 X
D. 342,415	12/1993	Morgan	D7/317 X
D. 342,416	12/1993	Morgan	D7/316 X

D. 343,334	1/1994	Ancona et al.	D7/316 X
D. 346,302	4/1994	Morgan	D7/317 X
D. 363,409	10/1995	Huang	D7/608 X
D. 366,388	1/1996	Alessi Anghini et al.	D7/317
D. 369,714	5/1996	Huang	D7/319
D. 370,150	5/1996	Huang	D7/317 X
D. 370,590	6/1996	Huang	D7/317 X
D. 375,016	10/1996	Ullmann	D7/319
D. 379,732	6/1997	Jeppesen et al.	D7/319

OTHER PUBLICATIONS

Short pitcher(front), supplement to HFD retail home furnishings, Nov. 1982, p. 2.

Jug(top) by Hammerplast, HFD, p.78, Mar. 1988.

Primary Examiner—M. N. Pandozzi

Attorney, Agent, or Firm—Bacon & Thomas

[57] **CLAIM**

The ornamental design for vacuum flask, as shown and described.

DESCRIPTION

FIG. 1 is a perspective view of vacuum flask showing my new design thereof;

FIG. 2 is a front elevational view and the rear elevational view being a mirror image thereof;

FIG. 3 is a left side elevational view thereof;

FIG. 4 is a right side elevational view thereof;

FIG. 5 is a top plan view thereof; and,

FIG. 6 is a bottom plan view thereof.

1 Claim, 5 Drawing Sheets

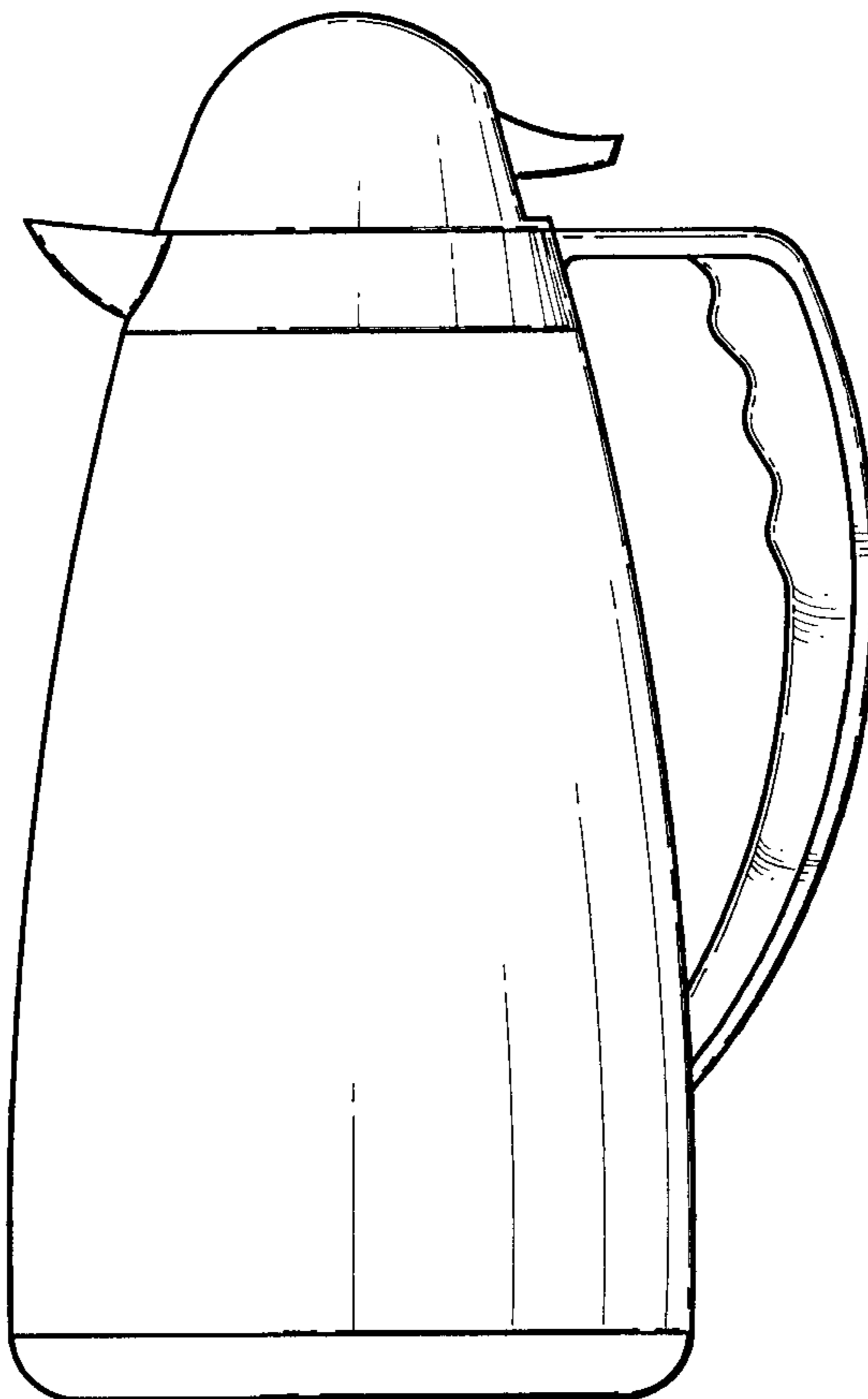




Fig. 1

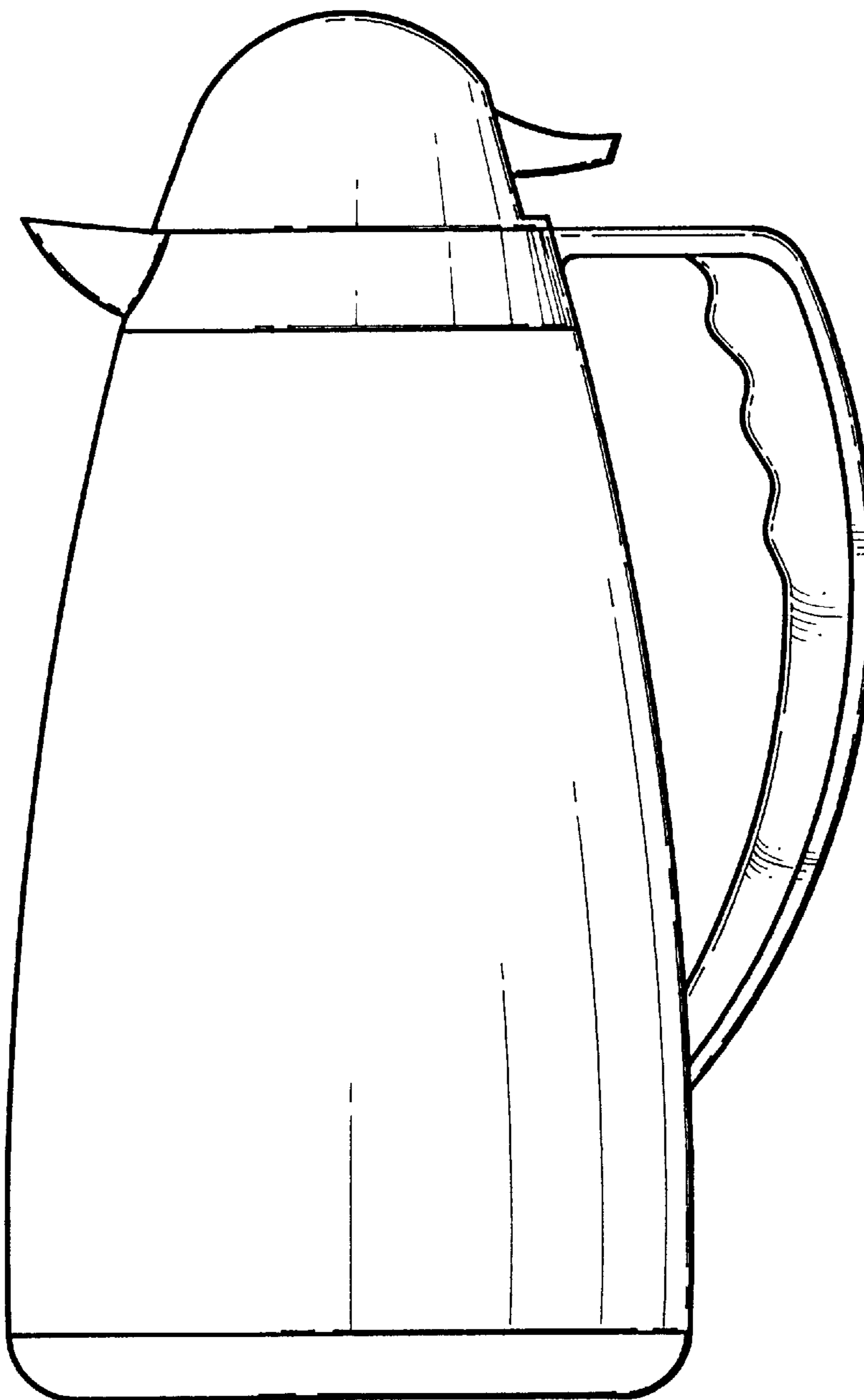


Fig. 2



Fig. 3

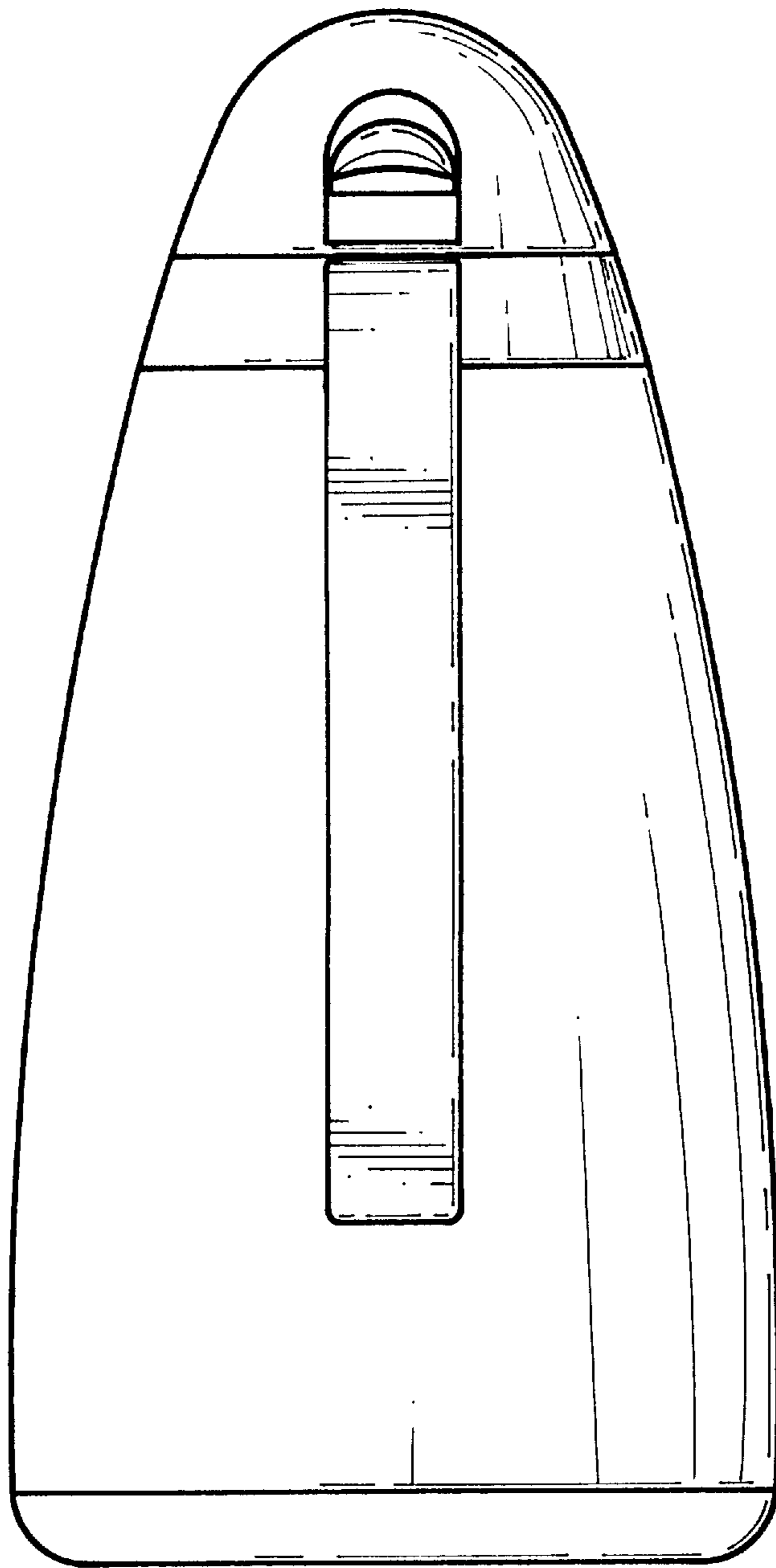


Fig. 4

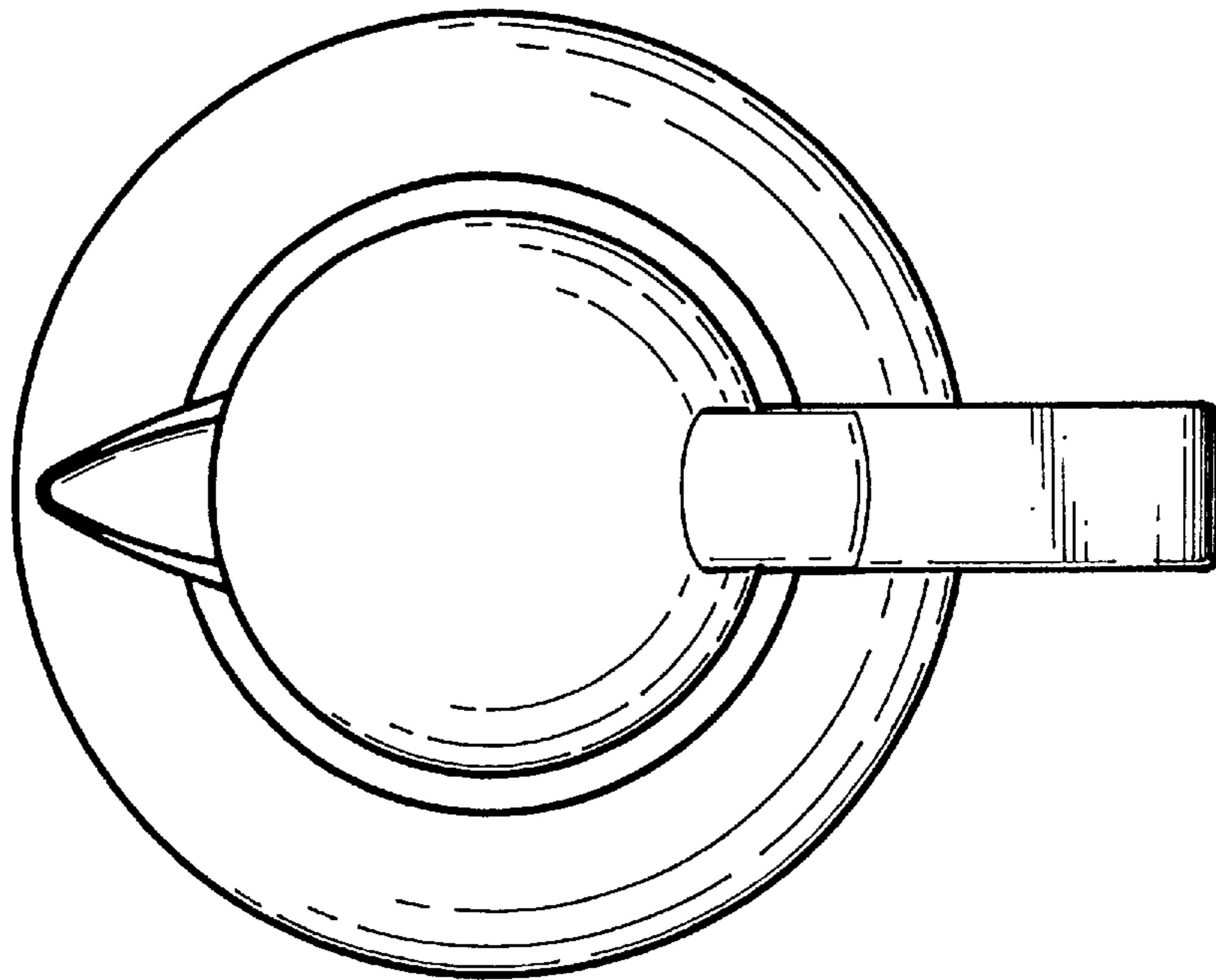


Fig. 5

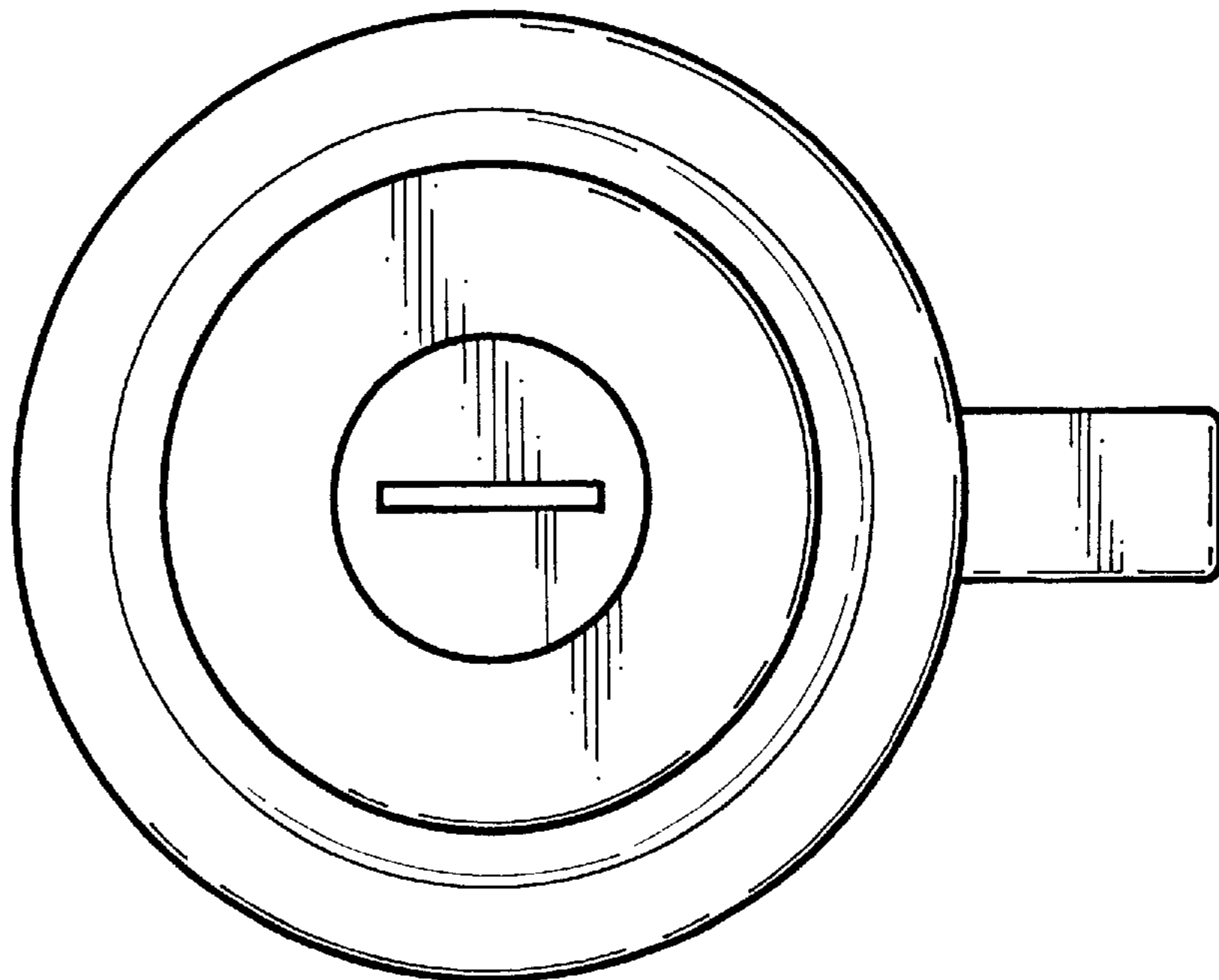


Fig. 6