



US00D395563S

United States Patent [19]
Hamilton, III

[11] **Patent Number: Des. 395,563**

[45] **Date of Patent: **Jun. 30, 1998**

[54] **DISPLAY CASE**

[76] Inventor: **Carl Leonard Hamilton, III**, 11818
Longleaf La., Houston, Tex. 77024

[**] Term: **14 Years**

[21] Appl. No.: **74,175**

[22] Filed: **Jul. 28, 1997**

[51] **LOC (6) Cl. 06-04**

[52] **U.S. Cl. D6/474; D6/476**

[58] **Field of Search** D6/476, 474, 466-468;
211/44, 45, 50-52, 55, 134, 135, 128.1;
40/124, 124.2, 124.4; 312/50, 117, 183

[56] **References Cited**

U.S. PATENT DOCUMENTS

D. 220,149	3/1971	Leath et al.	D6/474 X
D. 249,433	9/1978	Carlsen	D6/474 X
D. 279,529	7/1985	Denhoff	D6/474
D. 282,989	3/1986	Nelson	D6/474
D. 291,900	9/1987	Mortensen	D6/468 X
D. 370,140	5/1996	Gaietto	D6/474

1,903,936	4/1933	Nunnery	211/55 X
3,179,479	4/1965	Freedman	40/124 X
3,519,320	7/1970	Freedman	211/55 X

FOREIGN PATENT DOCUMENTS

2187587	9/1987	United Kingdom	40/124.4
---------	--------	----------------------	----------

Primary Examiner—James Gandy
Assistant Examiner—Linda Brooks
Attorney, Agent, or Firm—Nick A. Nichols, Jr.

[57] **CLAIM**

The ornamental design for a display case, as shown and described.

DESCRIPTION

FIG. 1 is a perspective view of the display case showing my new design;
FIG. 2 is a front view thereof;
FIG. 3 is a side view thereof, the opposite side being a mirror image;
FIG. 4 is a top view thereof; and,
FIG. 5 is a rear view thereof.

1 Claim, 2 Drawing Sheets

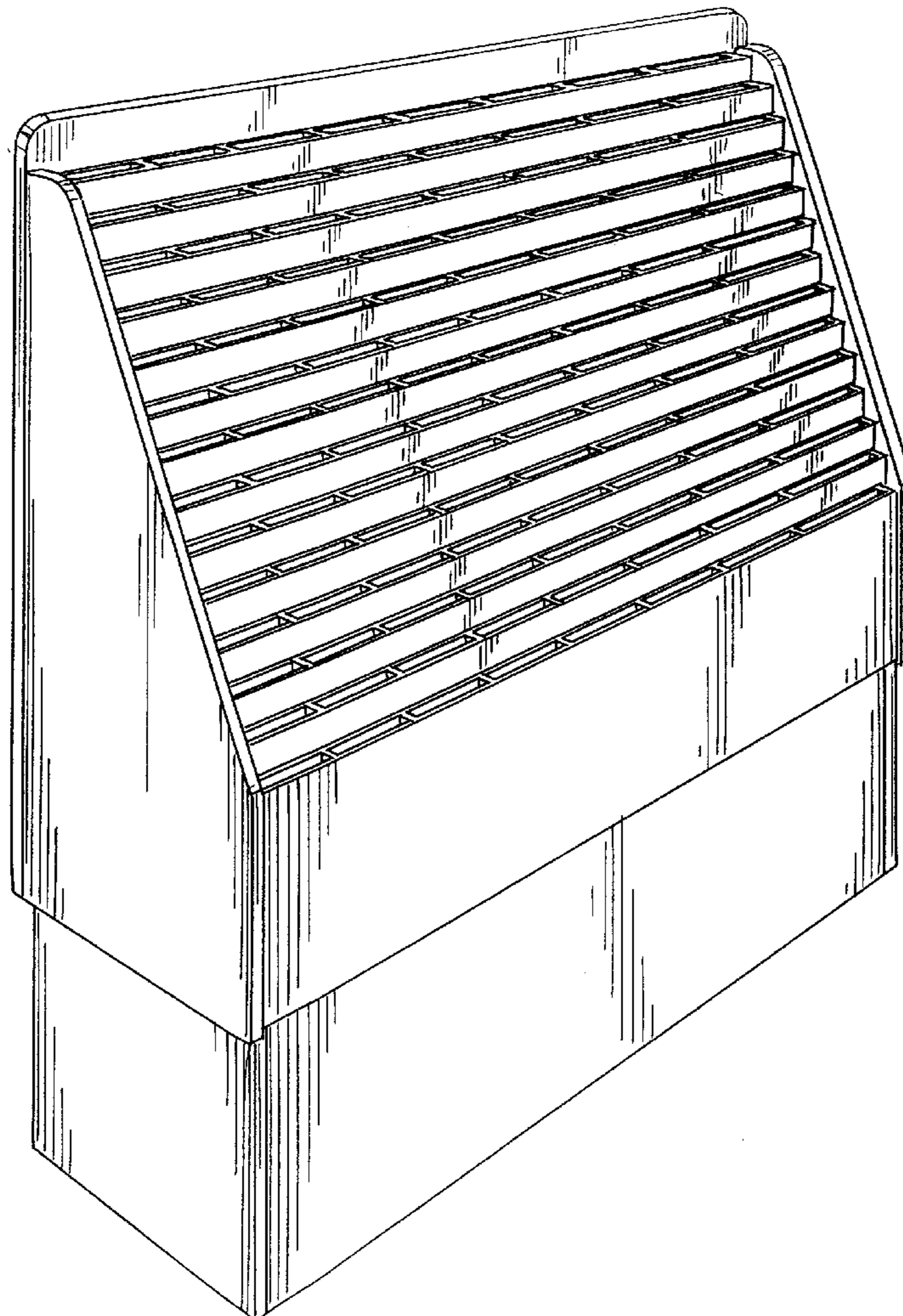


FIG. 5




FIG. 1

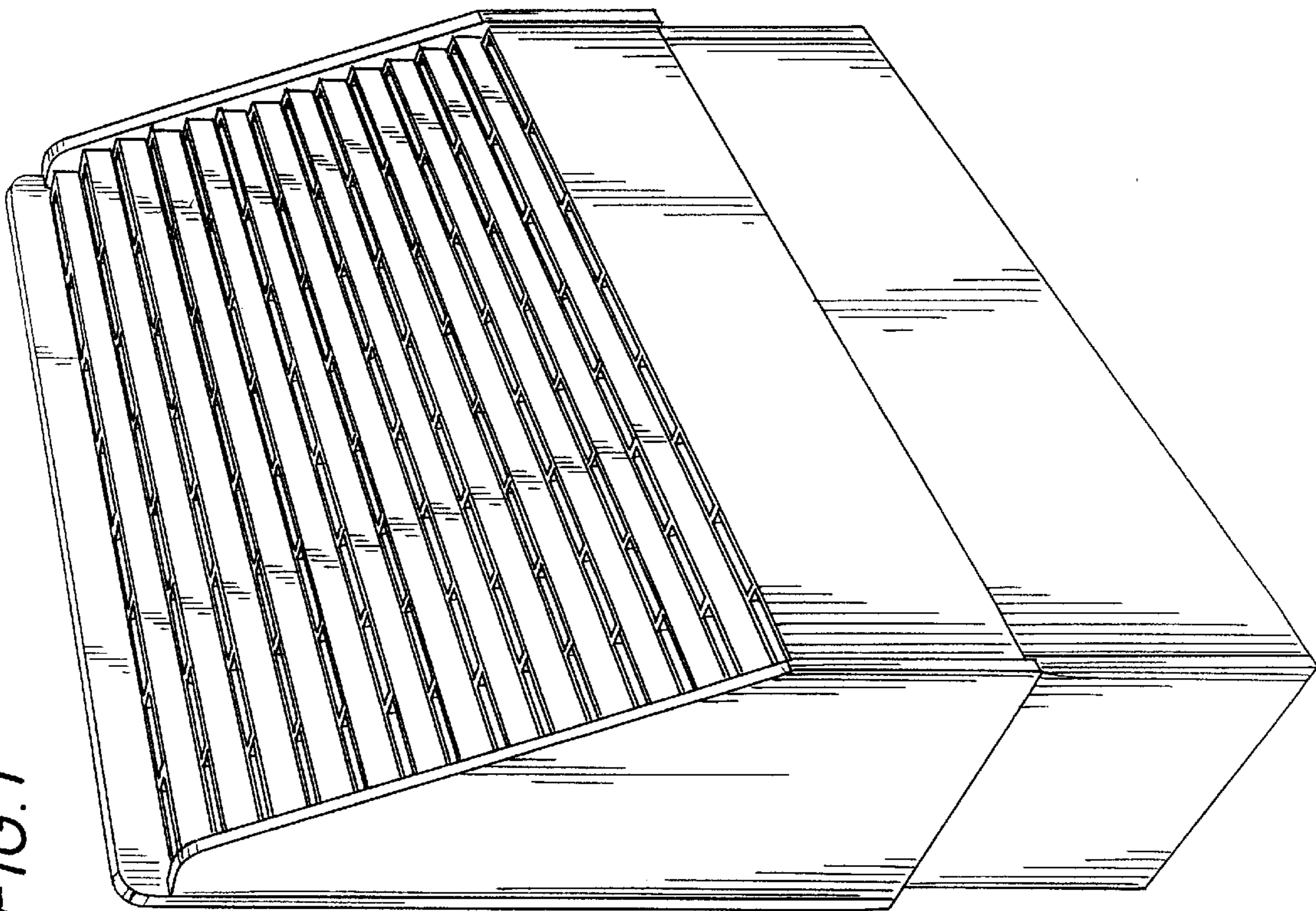


FIG. 2

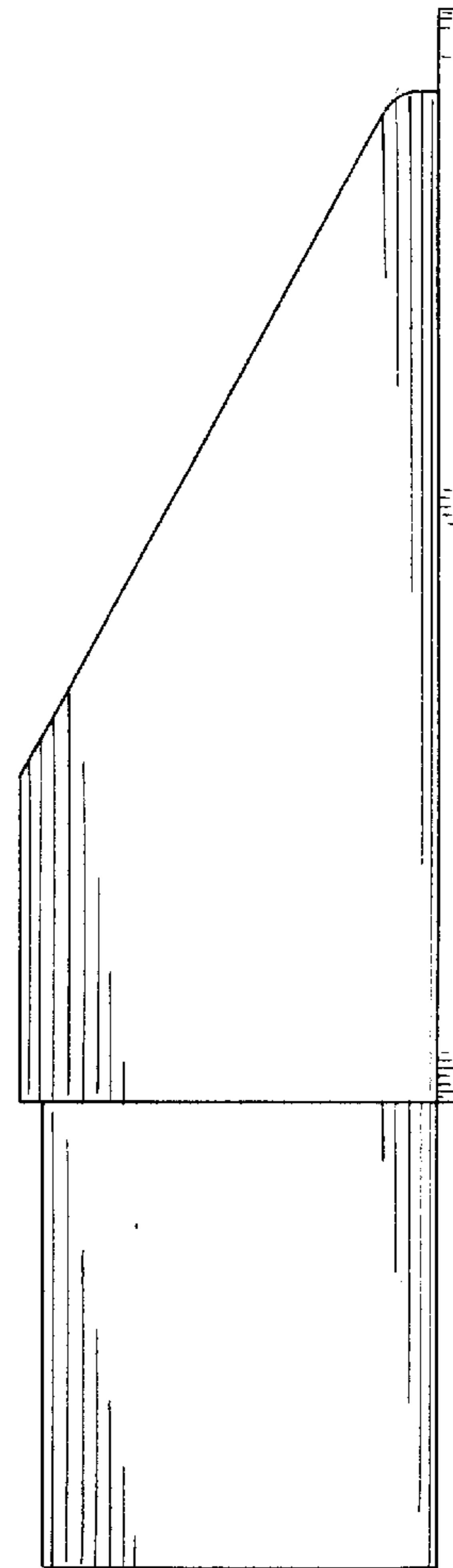
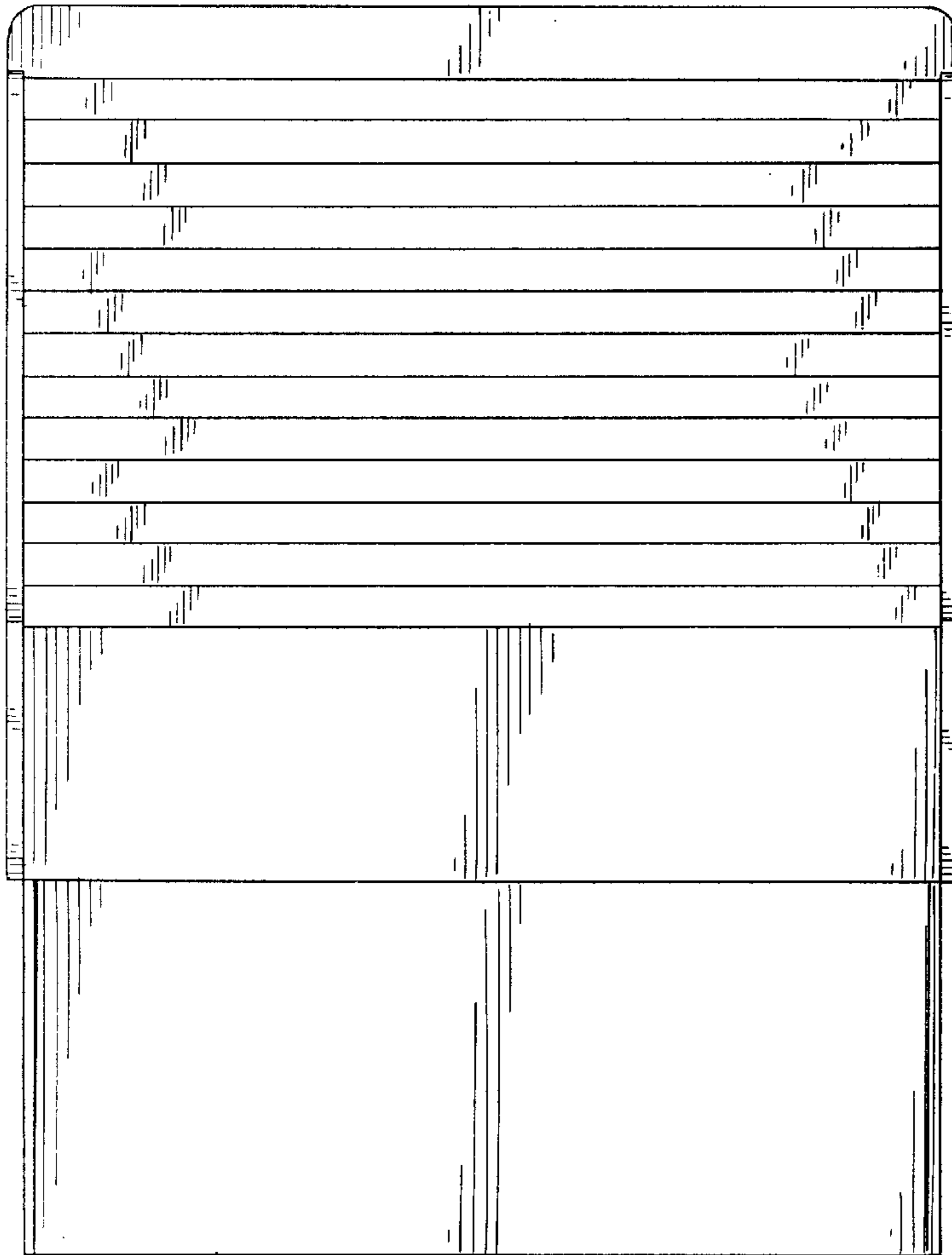


FIG. 3




FIG. 4